

Vera Kalmanovskaya 2023/24
Schule für Gestaltung
Basel

P
O R T
F
O L I O





This portfolio depicts the works I've done in different classes during my year in the "Schule für Gestaltung" in Basel. The year was full of new experiences in my creative as well as my personal life. This collection of works is just a tiny window into that journey.

Enjoy!





FARBE & BILD



Color Families

The first exercise in Farbe/ Bild is all about complementary colors and color families. The focal point was to use acrylic paint to achieve swatches with different hues, saturation and warmth and to combine all that in geometrical paintings.



Color Families
Acrylic paint, 2023

Still Life

Next were studies of still life with the end goal of them being used in a recipe booklet.


Fruit

Acrylic paint, 2023

Tortelloni

Acrylic paint, 2023





Glass Bottles


Acrylic paint, 2023

The Garlic

Acrylic paint, 2023

Coca Cola
Acrylic paint, 2023

A Comeback of the Garlic
Acrylic paint, 2023






The Omelette 1


Acrylic paint, 2024

The Omelette 2

Acrylic paint, 2024



SCHRIFT & FORM



aa bb cc dd
ee ff gg hh
ii jj kk ll
mm nn oo
pp qq rr ss
tt uu vv
ww xx yy zz



Fontstücke

A recreation of the full alphabet just from the company logo of “Helvetica”. The new alphabet’s name was chosen to be “Pandora”.

The Alphabet of “Helvetica”



2024

Fontstücke, The Final Poster

2024

Vinyl Cover

The main point of this project was to design a vinyl cover using patterns we made while listening to different songs. The song of choice was “Interdimensional” by Cosmo Sheldrake.



Song Patterns
Black ink, 2024

Vinyl Cover of “Interdimensional”
2024

It was interdimensional
It was only the moon and me
It was past paleophysical
It was what set the tone in G
It was long irascible
It was long in a blossom tree
Like a thorn in a blossoming
All was lost, imperceptible
It was nothing if not serene
I wasn't big
I wasn't small
I wasn't anyone at all
I wasn't anyone at all
It was multidirectional
Wasn't there to determine why
It was plenty invisible
Like the depth of the blue sky
I was whole, indivisible
But you asked me if you could try
There was no individual
There was not even you or I
I wasn't big
I wasn't small
I wasn't anyone at all
Up above and barefoot
My feet were on the cold ground
I looked a little harder
Life was blooming all around
Undulating order
My ears were bathed in strange sounding tones
Up above and barefoot
My feet were on the cold ground
I looked a little harder
Life was blooming all around
Undulating order
My ears were bathed in strange sounding tones
Drop in the ocean
Oh, so benevolent
Plucked from the eyebrow
Of some resplendence
Tongue tied eloquence
Dropped in the deeper sea
Man overboard at sea in bewilderment
Man overboard at sea in bewilderment
Man overboard at sea in bewilderment
Over borders lost in the wilderness



cosmo
sheldrake
interdimensional





ILLUSTRATION / DRUCKGRAFIK




Illustration and Print

This class focused on illustration and the development of a project. The focus of the first semester was to illustrate different short stories, poems, lyrics of our choice using varying printing techniques. This was a great introduction into the fascinating world of printing.





The Curious Old Women
Kalt nadeldruck, 2023



What I Like
Monotypie, 2023




The Raven
Mezzotinto, 2023



Die Badewanne / The Bathtub
Schabkarton, 2023

The Flower Card Deck





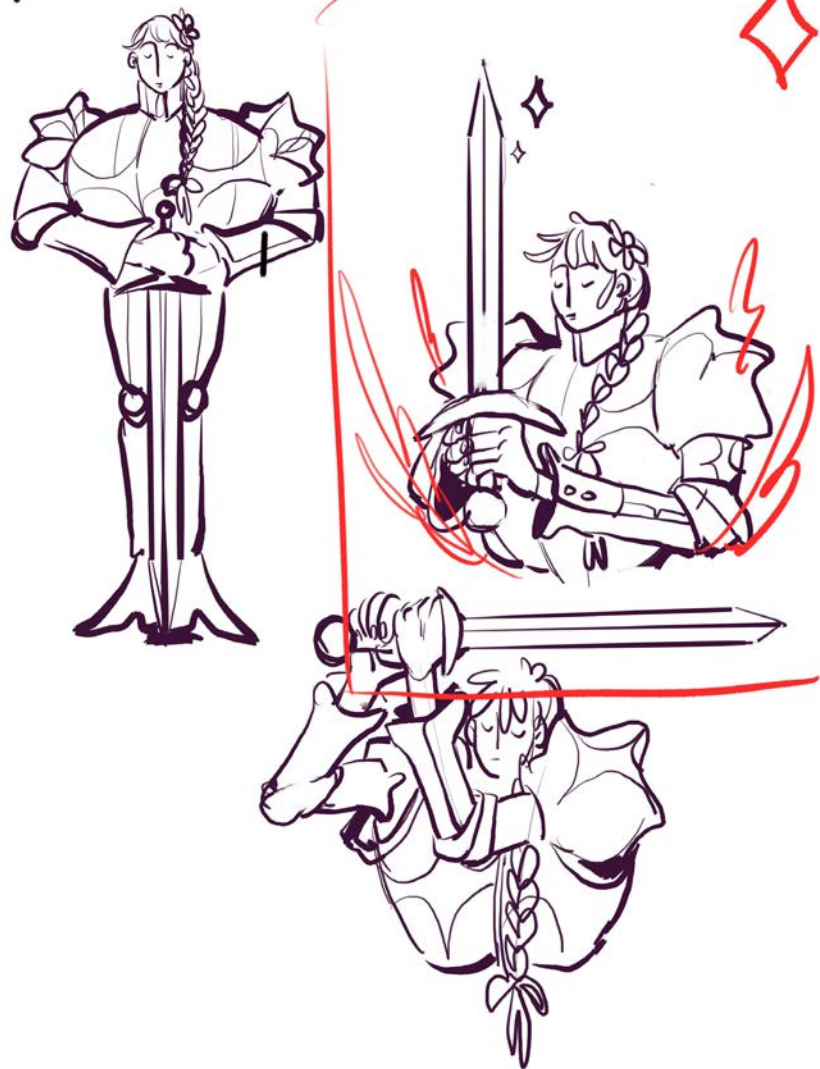
Sketches of the Process
Digital, 2024

This is a deck of cards inspired by flowers and greenery that you'll find in a typical bouquet.


Developing this project was the goal of the second part of the school year. Each suit got a flower group and a fitting character for an ace card. Peony, Delphinium, Gladiolus and Fern were chosen to be turned human and become the aces of their respectable suits. A big chunk of drawing was done in ProCreate. "The Aces" were the main four designs that were completed during the lessons.



Gladolus



Sketches of the Process
Digital, 2024



RAUM & MATERIAL





The Mountain

The first project was about recreating a mountain from a picture while taking inspiration from an artist of choice. I've chosen Antoine Pevsner. And the clay models are a sketch to better grasp the volume of the mountain.

To imitate Antoine Pevsner's style, cardboard was used instead of metal. This easy to work with material was incredibly helpful in trying to figure out the shape that would fit the mountain best, because it gave the freedom of creating many prototypes in the matter of minutes. A glass plate was used at the bottom of the model to resemble the reflection of water and the oil pastels applied to the cuts in the cardboard gave the illusion of rusting metal.

The result was a mountain resembling Antoine Pevsner's style with its dynamic forms, and I feel like the model stands strong as its own piece.


Clay Sketches


2023

Final Product

2023







Zenobia

This second project was about making an architectural model inspired by a fictional text. The devil is in the detail and this exercise was all about details in text and the art of not missing them.

Second Nature

The main goal of this project was to give a second life to an object found in the wild. A result would be a segment of nature seen in a new light or presented in a new way. The final “addition” to the natural object was printed on a 3D printer.

3D-file


2024

The Starting Point

2024

Final Product


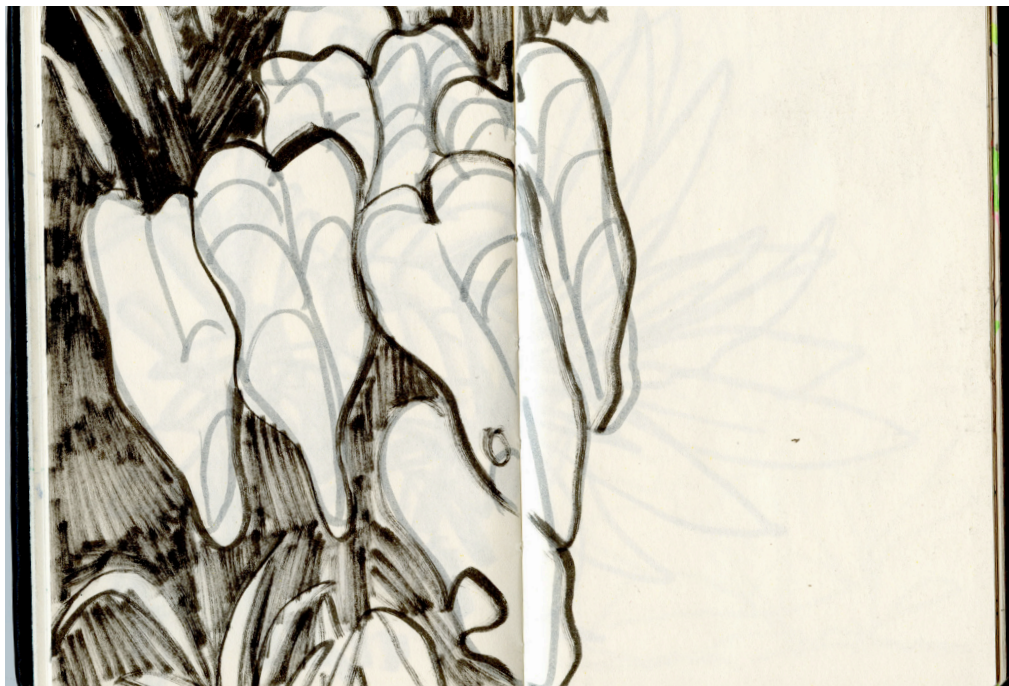
2024





SKIZZE / BILD





Sketching

Sketching! Sketching outside, sketching inside, sketching bikes, people, plants, sketching everywhere and sketching everything!






06.06.2029
St. Gallen!

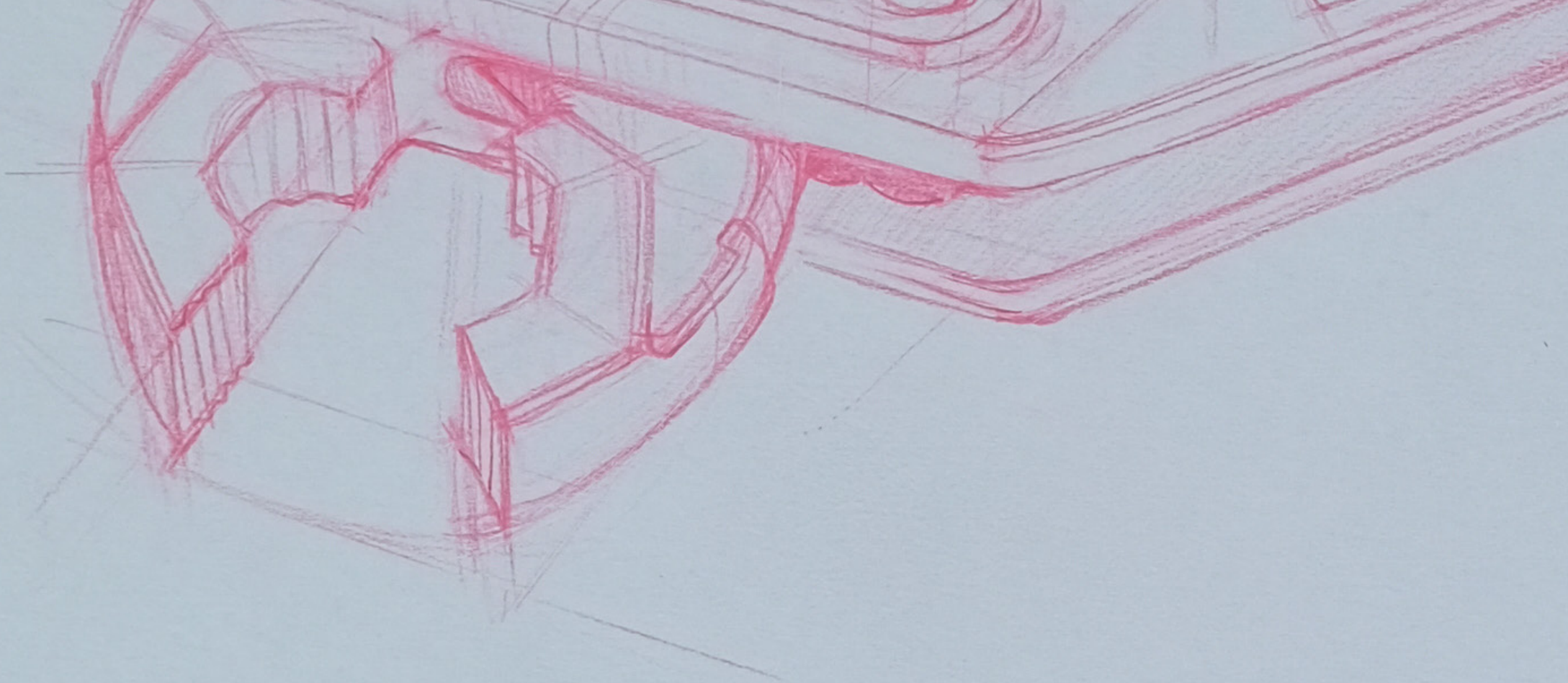
1/1

7.06.
2024



BIKES AT MARKT I







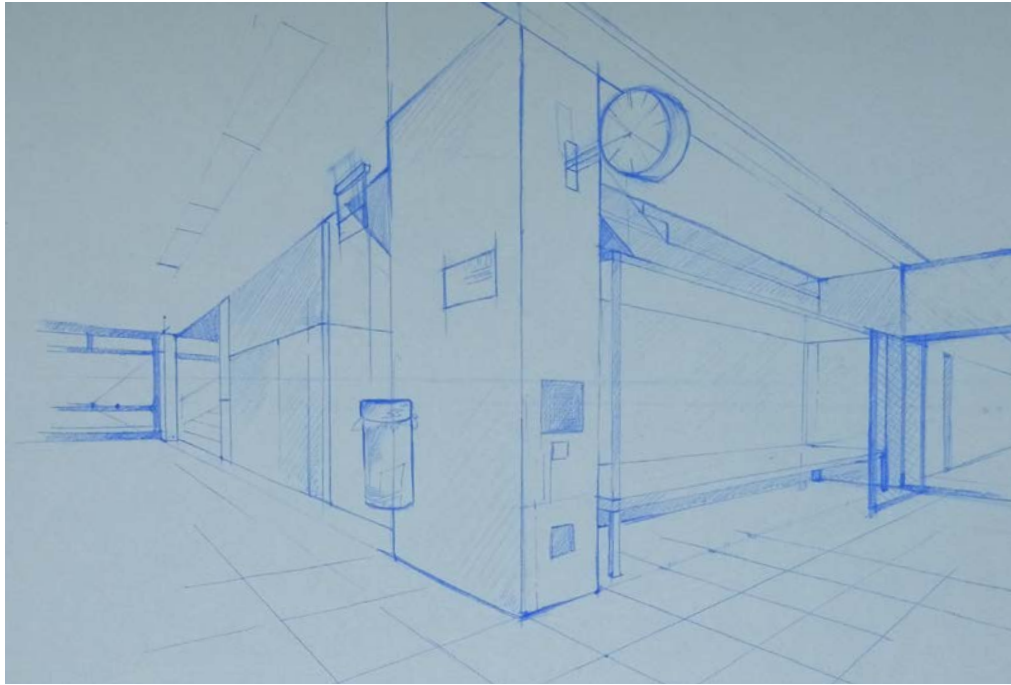
ZEICHNEN




Study of Perspective

Technical drawing is where I finally found love in drawing perspective. This class was a challenge but a challenge that was quite welcomed.

Studies of different Perspectives
colored pencils on paper, 2024



Bust Study



Study of a Bust
white pencil on black paper, 2024



Objects Study

Flattening Iron
2024

A Shoe
2024

Tongs and Scissors
2024



