

**LANGUAGE
TOGETHER**

ACTIVITIES

AND ACHIEVEMENT
CERTIFICATE

STARTER

FRENCH

FOR KIDS

SET 1



Welcome to the Language Together French for Kids Set 1 companion activities. This sampling of teacher-developed activities reinforces the vocabulary and themes in French for Kids Set 1:


1. Family: *Bonjour!*
2. Colors: *Fou de couleurs*
3. Shapes: *Beaucoup de formes!*
4. Numbers: *Des chiffres chouettes!*
5. Animals: *Abracadabra!*
6. Face and Body: *Photos rigolotes*
7. Clothing: *Chic et chouette!*
8. Fruit: *La fête des fruits*
9. Snacks: *Bon appétit!*
10. Toys: *Amusons-nous!*

Getting Started

Just like the books, these activities were designed to make French feel fun and achievable for children. The activities can be flexibly adjusted to suit your child's attention span, interests and energy level. Here are some tips to help you get started:

- Encourage your child to use the Set 1 books and online audio while working on the activities. The relevant books are shown at the bottom of each sheet.
- Many activities are independent, but partner activities are included to encourage reading and speaking success. Partner activities have the symbol: 😊😊



- The  icon will remind you of a simple grammar point that your child will use in the activity.
- If you do not have a background in French, it is OK to use English or any other language to guide your child through the activities.
- Most activities require a few basic supplies: a pencil, children's scissors and 10 coloring pencils or crayons matching the colors in *Fou de couleurs* (red, yellow, orange, blue, green, purple, pink, brown, white and black).
- Some activities require additional supplies, such as craft sticks, toys and a bag/hat. (Children should be supervised when using scissors and playing with small objects.)



Achievement Certificate

After your child has finished the Set 1 books, activities and Read Out Loud Challenge, print the Achievement Certificate on the last page and proudly celebrate their accomplishment!

Share Your Child's Magic Moment!

Connect with us on social media and share a photo or video of your little one reading a Language Together story, finishing an activity or sharing their Achievement Certificate!

www.instagram.com/languagetgether

www.facebook.com/languagetgether.net

Contact Us: info@languagetgether.com

Activity Sheets developed to support the Language Together French Set 1 Books:

Book Series Creator: Germaine Choe

Book Illustrator: Nancy Meyers

Activity Sheet Author: Cheryl Berman

Activity Sheet Editor: Cathy Wong

French Translation Editors: Christopher Warnasch and Vsevolod Ulitsky

Activity Sheet Designer: Ashley Freeland



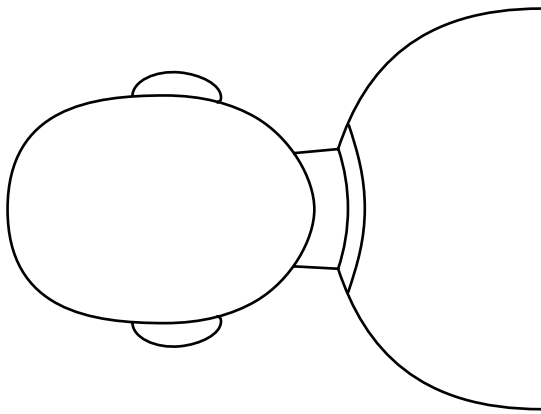
After completing each activity, check the box.

<input type="checkbox"/>	La famille Family Puppets	6
<input type="checkbox"/>	Les couleurs Color Match	7
<input type="checkbox"/>	Formes et couleurs Word Pairing	8
<input type="checkbox"/>	Je calcule Counting Math	10
<input type="checkbox"/>	Qu'est-ce que c'est? Animal charades 😊😊	11
<input type="checkbox"/>	Jus de fruits Fruit Juice Art	12
<input type="checkbox"/>	Délicieux! Shopping Script 😊😊	13
<input type="checkbox"/>	Photos rigolotes Face and Body Art	14
<input type="checkbox"/>	Créations chouettes Draw Clothing and Face/Body	15
<input type="checkbox"/>	C'est l'heure de jouer Pretend Toy Store	16
<input type="checkbox"/>	Read Your Favorite Book	17
	Achievement Certificate	18





Draw your **famille** and/or the Language Together **famille**. Cut out the figures and attach them to craft sticks or pencils. Include real or make-believe pets!

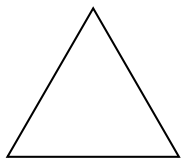




Supplies: 10 coloring pencils (colors from *Fou de couleurs*)

1. Color each shape a different color. Name the colors and shapes.
2. Color the words the correct colors. Draw a line from the word to the matching shape color.



Challenge option: Can you write the correct French shape word under each shape?



blanc

bleu

rouge

jaune

vert


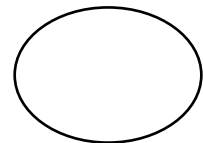
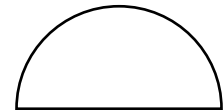
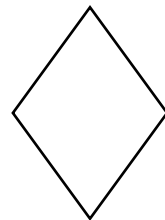

orange

violet

rose

noir

marron





Draw the shapes below, and then color them in with crayons. Draw a line between the shape and the color you choose for it.

une étoile

un ovale

un carré

un rectangle

un cercle

un triangle

un demi-cercle

un cœur

un trapèze

un losange

rouge

marron

bleu

jaune

vert

orange

blanc

noir


rose

violet



Challenge option: Name each shape and color, for example, *C'est un cercle jaune! It's a yellow circle!*








Supplies: 10 small items such as cotton balls, blocks or buttons.
(Supervise young children.)

1. Place one item on each finger below (or draw an outline of your own hands on a piece of paper).
2. Remove one item. How many are left? Now remove two items. How many are left?
3. Now return one item. How many do you have? Now return another item. How many do you have?
4. Say **Vite vite, encore s'il te plaît!** (Quick quick, again please!) and play again, removing and then returning any number of items.



Challenge option: To review colors, use 10 crayons. Example:
Je vois huit couleurs. Je ne vois pas de rouge. Je ne vois pas de bleu.




Qu'est-ce que c'est?

Animal Charades



Supplies: Draw the 10 animals in *Abracadabra!*

1. Place all 10 animals in your bag or hat.
2. Player 1 picks one animal and pretends to be that animal. Move, dance and make animal sounds, but don't say the name out loud!
3. Player 2 guesses the animal by saying, **C'est un/une** _____.
4. Player 1 says **Oui, c'est un/une** _____ or **Non, ce n'est pas un/une** _____ until Player 2 has guessed correctly.
5. Switch positions. Continue until all have finished the 10 animals.

 **Challenge option:** Set the timer to increase the challenge! Write the names of the animals if you can!

"I read these little stories on my own — *in French!*"



Award-Winning Series

Language Together French Set 1
Language Together French Set 2


Upcoming (December 2022)

Language Together French Set 3

ANIMALS | Designed to support [French for Kids Set 1](#) books | p. 11 of 18


[languagetogether.com](https://www.languagetogether.com)

© Language Together LLC. All rights reserved.





Draw and color **cinq** (5) **fruits** in the blender. Practice naming the fruits and colors in your **jus de fruits** (fruit juice).



Can you count the numbers in French?



Share the completed page by tagging @[languagetogether](#) on Instagram and using the hashtag #[languagetogether](#).





Supplies: Draw fruits and snacks from the books. Set the cards or pictures out as if they were in your market, and add prices. You're open for business!

In this partner script, the customer greets the shop cashier and buys snacks and fruit from the **marché** (market).

Customer: Bonjour madame/mademoiselle/monsieur. J'ai quatre fraises, deux petits gâteaux, trois poires et une pastèque.

Cashier: Bonjour! Quatre fraises, trois dollars. Deux petits gâteaux, deux dollars. Trois poires, un dollar. Une pastèque, quatre dollars. C'est dix dollars.

Customer (paying): Très délicieux! C'est l'heure de manger. J'aime manger!

Cashier: Ah oui! Moi aussi, j'aime manger! Merci et bonne journée!

Translation:

Customer: Hello ma'am/miss/sir. Good day! I have four strawberries, two cookies, three pears and one watermelon.

Cashier: Good day! Four strawberries, \$3 dollars. Two cookies, \$2 dollars. Three pears, \$1 dollar. One watermelon, \$4 dollars. That's \$10 dollars.

Customer (paying): How delicious. It's time to eat. I love to eat!

Cashier: Oh yes! I like to eat. Thank you and have a good day!








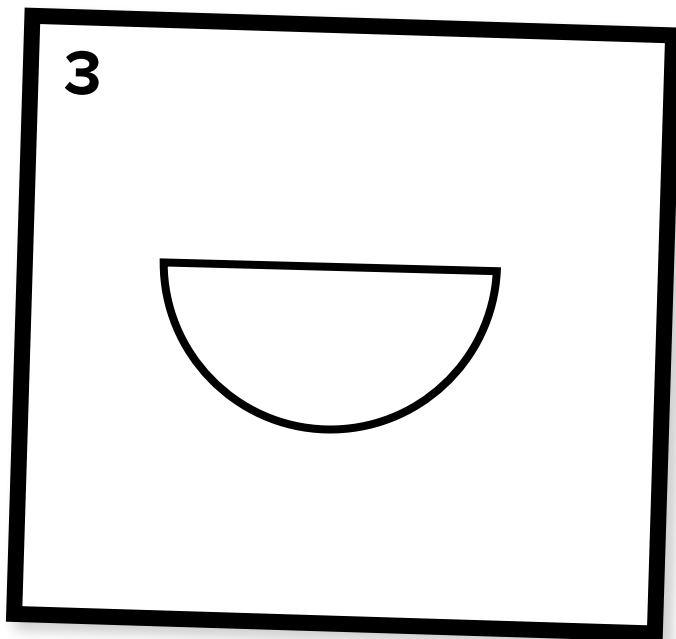
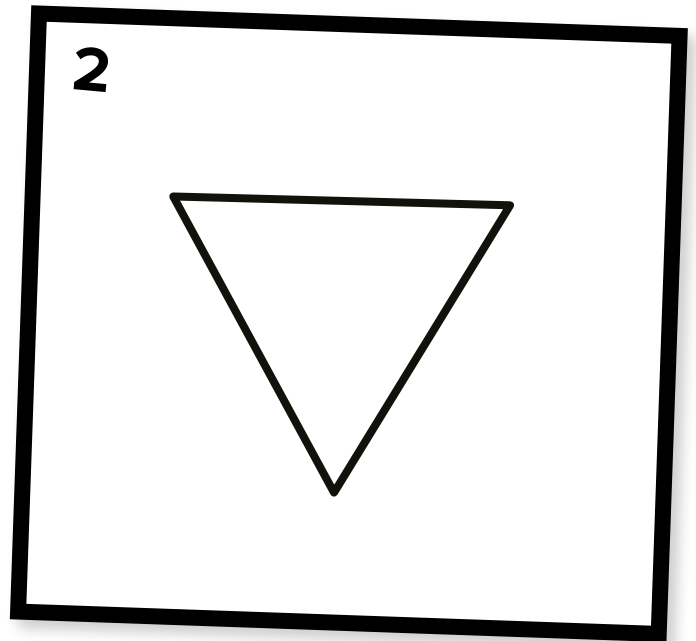
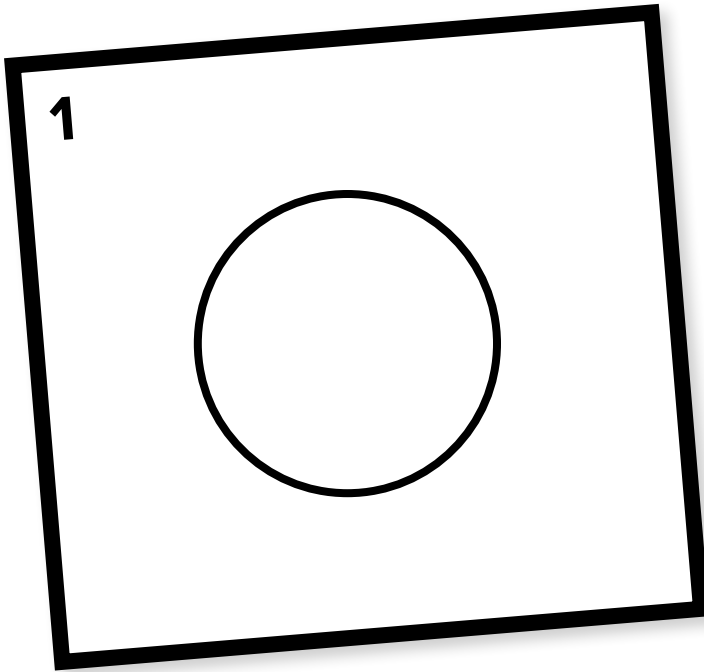
Photo 1: Draw **cheveux rigolos**.

Photo 2: Draw **yeux rigolos**.

Photo 3: Draw **une bouche rigolote**.

Photo 4: Draw **pieds rigolos**.

Color the drawings. Now tell us what you see. Example: **Je vois les cheveux rigolos!** (I see crazy hair!)






Créations chouettes

Draw Clothing and Face/Body



Dress the children for the weather. Draw clothes from *Chic et chouette!* Draw faces and hair. Can you name the clothes and face/body parts in French?





1. Gather toys that match vocabulary in *Amusons-nous!*
2. Put the toys on a table.
3. Fold index cards in half to self-stand. Write a price on each card: \$1, \$5 and \$10.
4. Place a price card in front of each toy.
5. You are open for business! Play pretend toy store using these phrases.

Storekeeper: **Bonjour! Voulez-vous voir __?**
(*Hello! Do you want to see ___?*)

Customer: **Oui, s'il vous plaît. Je veux voir ____.**
(*Yes, please. I want to see ____.*)

Customer: **Combien ça coûte?** (*How much does it cost?*)

Storekeeper: **___ dollars, s'il vous plaît.** (*___ dollars, please.*)





Show what you have learned in *French for Kids Set 1*. Read your favorite book(s) out loud to a family member or friend. Check off the book(s) you read below.

- Family: *Bonjour!*
- Colors: *Fou de couleurs*
- Shapes: *Beaucoup de formes!*
- Numbers: *Des chiffres chouettes!*
- Animals: *Abracadabra!*
- Face and Body: *Photos rigolotes!*
- Clothing: *Chic et chouette!*
- Fruit: *La fête des fruits*
- Snacks: *Bon appétit!*
- Toys: *Amusons-nous!*

**I read these little stories
on my own — in French!**



Share a video or photo of your little one reading a story, finishing an activity, or sharing their Achievement Certificate! Tag us on Instagram @[languagetgether](#) and use the hashtag #[languagetgether](#).




Hourra!



Bravo!

ACHIEVEMENT CERTIFICATE

AWARDED TO:



FOR COMPLETING

FRENCH FOR KIDS SET 1

DATE: _____

Génial!

Super!

