

**LANGUAGE
TOGETHER**®

ACTIVITIES

AND ACHIEVEMENT
CERTIFICATE

STARTER

CHINESE

FOR KIDS

SET 1



Welcome to the Language Together *Chinese for Kids Set 1* companion activities. This sampling of teacher-developed activities reinforces the vocabulary and themes in *Chinese for Kids Set 1*:

1. Family: 和和乐乐 hé hé lè lè
2. Colors: 五颜六色 wǔ yán liù sè
3. Shapes: 五花八门 wǔ huā bā mén
4. Numbers: 十全十美 shí quán shí měi
5. Animals: 千变万化 qiān biàn wàn huà
6. Face and Body: 目不转睛 mù bù zhuǎn jīng
7. Clothing: 人间天堂 rénjiān tiāntáng
8. Fruit: 生津止渴 shēng jīn zhǐ kě
9. Snacks: 津津有味 jīn jīn yǒu wèi
10. Toys: 各式各样 gè shì gè yàng

Getting Started

Just like the books, these activities were designed to make Chinese feel fun and achievable for children. The activities can be flexibly adjusted to suit your child's attention span, interests and energy level. Here are some tips to help you get started:

- Encourage your child to use the Set 1 books and online audio while working on the activities. The relevant books are shown at the bottom of each sheet.



- Many activities are independent, but partner activities are included to encourage reading and speaking success. Partner activities have the symbol: 😊😊
- The 💡 icon will remind you of a simple grammar point that your child will use in the activity.
- If you do not have a background in Chinese, it is OK to use English or any other language to guide your child through the activities.
- Most activities require a few basic supplies: a pencil, children's scissors and 10 coloring pencils or crayons matching the colors in 五颜六色 Colors (red, yellow, orange, blue, green, purple, pink, brown, white and black).
- Some activities require additional supplies, such as craft sticks, toys and a bag/hat. (Children should be supervised when using scissors and playing with small objects.)
- Some activities call for writing, and your child can use pinyin if he or she can't write characters. For kids who haven't learned how to write, it's fine to draw an answer.

Achievement Certificate

After your child has finished the Set 1 books, activities and Read Out Loud Challenge, print the Achievement Certificate on the last page and proudly celebrate their accomplishment!



Share Your Child's Magic Moment!

Connect with us on social media and share a photo or video of your little one reading a Language Together story, finishing an activity or sharing their Achievement Certificate!

www.instagram.com/languageTogether

www.facebook.com/languageTogether.net

Contact Us: info@languageTogether.com

Activity Sheets developed to support the Language Together Chinese Set 1 Books:

Book Series Creator: Germaine Choe

Book Illustrator: Nancy Meyers

Activity Sheet Author: Cheryl Berman

Activity Sheet Editor: Cathy Wong

Chinese Translation Editors: Christopher Warnasch and Fang Wang

Activity Sheet Designer: Ashley Freeland and Nadine Lundell

"I read these little stories on my own — *in Chinese!*"



Award-Winning Series

Language Together Chinese Simplified Set 1
Language Together Chinese Simplified Set 2

Upcoming Releases (2022)

Language Together Chinese Simplified Set 1 Flashcards
Language Together Chinese Simplified Set 3

After completing each activity, check the box.

<input type="checkbox"/>	我的家人 wǒde jiārén	Family Puppets	6
<input type="checkbox"/>	五颜六色 wǔyánliùsè	Color Match	7
<input type="checkbox"/>	形状和颜色 xíngzhuàng hé yánsè	Word Pairing	8
<input type="checkbox"/>	我会数数 wǒ huì shǔshù	Counting Math 😊😊	10
<input type="checkbox"/>	猜猜是什么动物 cāicāi shì shénme dòngwù		
	Animal Charades 😊😊		11
<input type="checkbox"/>	果汁 guǒzhī	Fruit Juice Art	12
<input type="checkbox"/>	好好吃! hǎo hǎochī	Shopping Script 😊😊	13
<input type="checkbox"/>	美丽的相片 měilì de xiàngpiàn	Face and Body Art	14
<input type="checkbox"/>	好酷的衣服 hǎo kù de yīfu	Draw Clothing and Face/Body	15
<input type="checkbox"/>	我们去玩儿 wǒmén qù wán ér	Pretend Toy Store	16
<input type="checkbox"/>	Read Your Favorite Book 😊😊		17
	Achievement Certificate		18



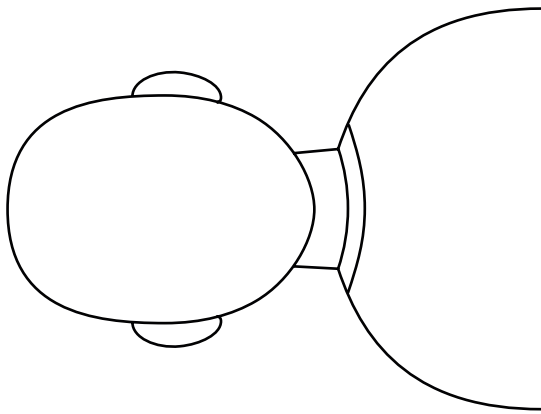
我的家人 wǒde jiārén

Family Puppets



LANGUAGE
TOGETHER®

Draw your 家人 jiārén and/or the Language Together 家人 jiārén. Cut out the figures and attach them to craft sticks or pencils. Include real or make-believe pets!

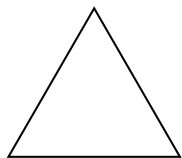





Materials: 10 coloring pencils (colors from *Colors*: 五颜六色)

1. Color each shape a different color. Name the colors and shapes.
2. Color the words the correct colors. Draw a line from the word to the matching shape color.



Challenge option: Can you write the correct Chinese shape word in pinyin or in characters under each shape?



白色 báisè

蓝色 lánsè

红色 hóngsè

黄色 huángsè

绿色 lǜsè


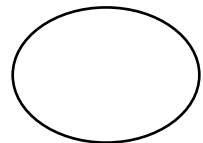
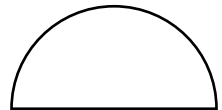
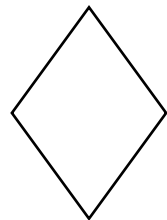

橙色 chéngsè

紫色 zǐsè

粉红色 fěnhóngsè

黑色 hēisè

咖啡色 kāfēisè



形状和颜色 xíngzhuàng hé yánsè

Word Pairing



LANGUAGE TOGETHER®

Draw the shapes below, and then color them in with crayons.
Draw a line between the shape and the color you choose for it.

一个星形 yí gè xīng xíng

一个椭圆形 yí gè tuǒ yuán xíng

一个正方形 yí gè zhèng fāng xíng

一个长方形 yí gè cháng fāng xíng

一个圆形 yí gè yuán xíng

一个三角形 yí gè sān jiǎo xíng

一个半圆形 yí gè bàn yuán xíng

一个心形 yí gè xīn xíng

一个梯形 yí gè tī xíng

一个菱形 yí gè líng xíng

红色 hóng sè

咖啡色 kā fēi sè

蓝色 lán sè

黄色 huáng sè

绿色 lǜ sè

橙色 chéng sè

白色 bái sè

黑色 hēi sè

粉红色 fěnhóng sè

紫色 zǐ sè



Challenge option: Name each shape and color, for example, 这是一个黄色的圆形。zhè shì yí gè huáng sè de yuán xíng. (*This is a yellow circle.*)







Supplies: 10 small items such as cotton balls, blocks or buttons. (Supervise young children.)


1. Place one item on each finger below (or draw an outline of your own hands on a piece of paper).
2. Remove one item. How many are left? Now remove two items. How many are left?
3. Now return one item. How many do you have? Now return another item. How many do you have?
4. Say 快, 快, 再玩儿一次. **kuài, kuài, zài wánr yíci.** (Quick quick, again please!) and play again, removing and then returning any number of items.



Challenge option: To review colors, use 10 crayons. Example:

我看到八个颜色。 **wǒ kàndào bāgè yánsè.** 我没有看到红色。

wǒ méiyǒu kàndào hóngsè. 我没有看到蓝色。 **wǒ méiyǒu kàndào lán sè.**



猜一猜是什么动物 cāiyìcāi shì shénme dòngwù

Animal Charades



LANGUAGE TOGETHER®

Supplies: Draw the ten animals in 千变万化 qiān biàn wàn huà.

1. Place all 10 animals in your bag or hat.
2. Player 1 picks one animal and pretends to be that animal. Move, dance and make animal sounds, but don't say the name out loud!
3. Player 2 guesses the animal by saying, 它是 _____ 吗? tāshì _____ ma?
4. Player 1 says 是的, 它是 _____. shìde, tāshì _____. Or 不是, 它不是 _____. búshì, tā búshì _____. until Player 2 has guessed correctly.
5. Switch positions. Continue until all have finished the 10 animals.




Challenge option: Set a timer to increase the challenge! Write the names of the animals if you can!





Draw and color **五种 wǔzhǒng (5) 水果 shuǐguǒ** in the blender.
Practice naming the fruits and colors in your **果汁 guǒzhī** (fruit juice).



Can you count
the numbers
in Chinese?



Share the completed page by tagging @[language together](#) on Instagram and using the hashtag #[language together](#).





Supplies: Draw fruits and snacks from the books. Set the cards or pictures out as if they were in your market, and add prices. You're open for business!

In this partner script, the customer greets the shop cashier and buys snacks and fruit from the 超市 chāoshì (market).

Customer: 你好!我买四个草莓,两个饼干,三个梨子和一个西瓜。nǐhǎo! wǒ mǎi sìgè cǎoméi, liǎnggè bǐnggān, sāngè lízi hé yīgè xīguā.

Cashier: 你好!四个草莓,三美元。两个饼干,两美元。三个梨子,一美元。一个西瓜,四美元。一共十美元。nǐhǎo! sìgè cǎoméi, sānměiyuán. liǎnggè bǐnggān, liǎngměiyuán. sāngè lízi, yīměiyuán. yīgè xīguā, sìměiyuán. yígòng shíměiyuán.

Customer (paying): 它们看起来好好吃! 我喜欢吃各种东西。tāmen kànqǐlái hǎo hǎochī! wǒ xǐhuan chī gè zhǒng dōngxi.

Cashier: 噢,是的。我也喜欢吃各种东西。谢谢,再见。ō, shìde. wǒ yě xǐhuan chī gè zhǒng dōngxi. xièxie, zàijiàn.

Translation:

Customer: Hello. Good day! I have four strawberries, two cookies, three pears and one watermelon.

Cashier: Good day! Four strawberries, \$3 dollars. Two cookies, \$2 dollars. Three pears, \$1 dollar. One watermelon, \$4 dollars. It's \$10 dollars.

Customer (paying): Very delicious. I like to eat!

Cashier: Oh yes! I like to eat too! Thank you and have a good day!



美丽的相片 měilì de xiàngpiàn

Face and Body Art



LANGUAGE TOGETHER®

Photo 1: Draw 美丽的头发 měilì de tóufa.


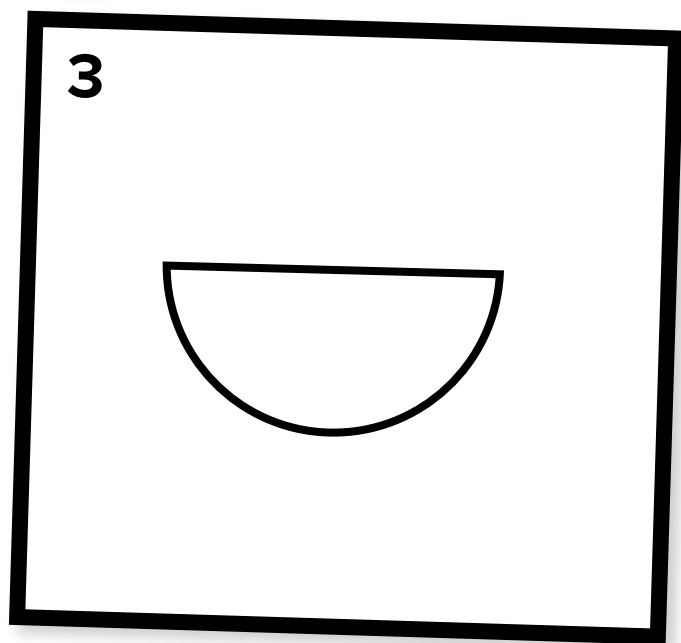
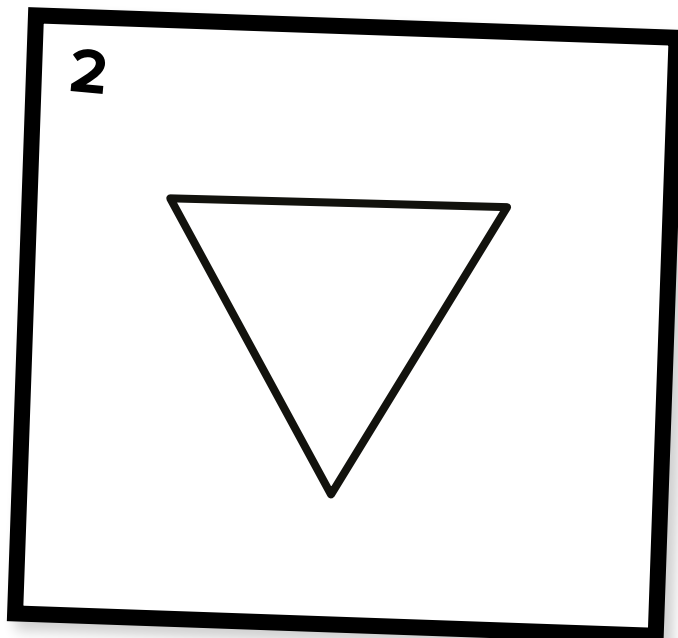
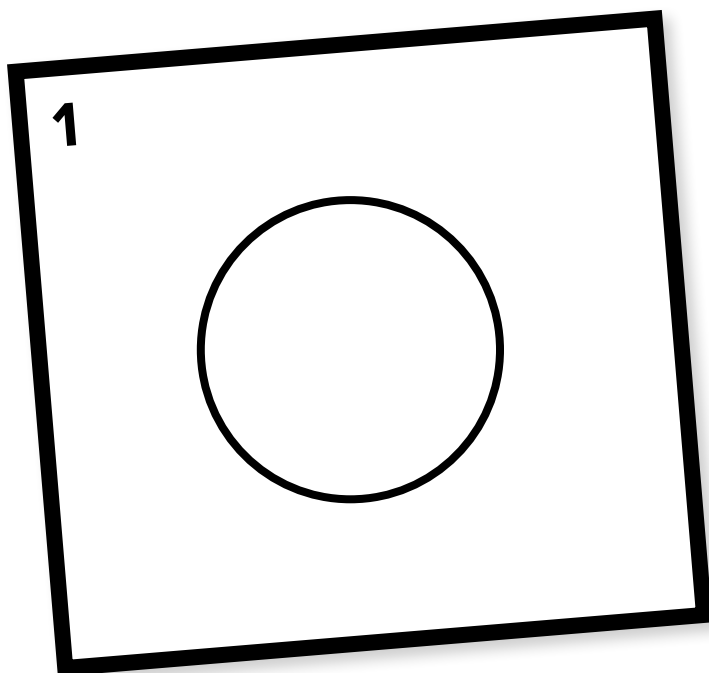
Photo 2: Draw 美丽的眼睛 měilì de yǎnjing.

Photo 3: Draw 美丽的嘴巴 měilì de zuǐba.

Photo 4: Draw 美丽的脚 měilì de jiǎo.

Color the drawings. Now tell us what you see. Example:

我看到美丽的头发。wǒ kàndào měilì de tóufa.
(I see beautiful hair!)






好酷的衣服 hǎo kù de yīfu

Draw Clothing and Face/Body



LANGUAGE
TOGETHER®

Dress the children for the weather. Draw clothes from *Clothing*: 人间天堂! Draw faces and hair. Can you name the clothes and face/body parts in Chinese?



CLOTHING & FACE/BODY | Supports [Chinese for Kids Set 1](#) books | p. 15 of 18

languagestogether.com

© Language Together LLC. All rights reserved.





1. Gather toys that match vocabulary in *Toys*: 各式各样!
2. Put the toys on a table.
3. Fold index cards in half to self-stand. Write a price on each card: \$1, \$5 and \$10.
4. Place a price card in front of each toy.
5. You are open for business! Play pretend toy store using these phrases.

Storekeeper: 你好! 你想看看...吗? nǐhǎo! nǐ xiǎng kànkàn... ma?
(Hello! Do you want to see...?)

Customer: 好,谢谢。我想看看.... hǎo, xièxie. wǒ xiǎng kànkàn...
(Yes, please. I want to see...)

Customer: 多少钱? Duōshǎo qián? (How much is it?)

Storekeeper: ____ 美元一个。____ měiyuán yīgè. (____ dollars each.)





Show what you have learned in *Chinese for Kids Set 1*.
Read your favorite book(s) out loud to a family member
or friend. Check off the book(s) you read below.

- ☐ Family: 和和乐乐 hé hé lè lè
- ☐ Colors: 五颜六色 wǔ yán liù sè
- ☐ Shapes: 五花八门 wǔ huā bā mén
- ☐ Numbers: 十全十美 shí quán shí měi
- ☐ Animals: 千变万化 qiān biàn wàn huà
- ☐ Face and Body: 目不转睛 mù bù zhuǎn jīng
- ☐ Clothing: 人间天堂 rénjiān tiāntáng
- ☐ Fruit: 生津止渴 shēng jīn zhǐ kě
- ☐ Snacks: 津津有味 jīn jīn yǒu wèi
- ☐ Toys: 各式各样 gè shì gè yàng

**I read these little stories
on my own — in Chinese!**



Share a video or photo of your little one reading their story, finishing an activity, or sharing their Achievement Certificate! Tag us on Instagram @[language together](#) and use the hashtag #[language together](#).




耶! yè!



做得好!
zuò de
hǎo!

ACHIEVEMENT CERTIFICATE

AWARDED TO:



FOR COMPLETING

CHINESE FOR KIDS SET 1

棒极了!
bàng
jīle!

DATE: _____

非常好
fēicháng
hǎo!

