

Date rev. Description

House P6546-44 Anna 30m2

Sheet 1

Drawing 3D

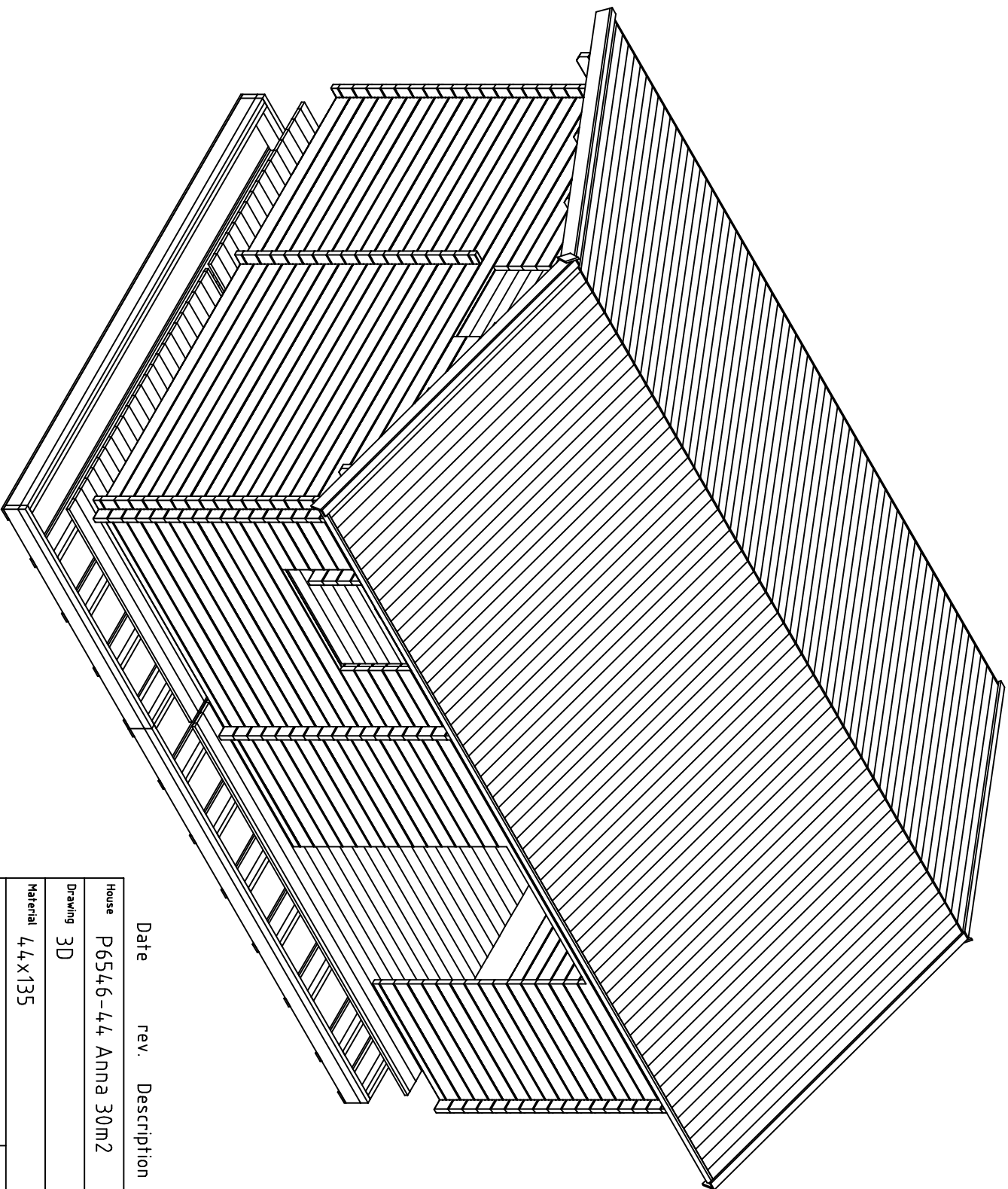
Scale

Material 44x135

Date 22.01.2020

Drawer RP

File P6546-44 Anna 30m2 3D.dwg



Date rev. Description

House P6546-44 Anna 30m2

Sheet 2

Drawing 3D

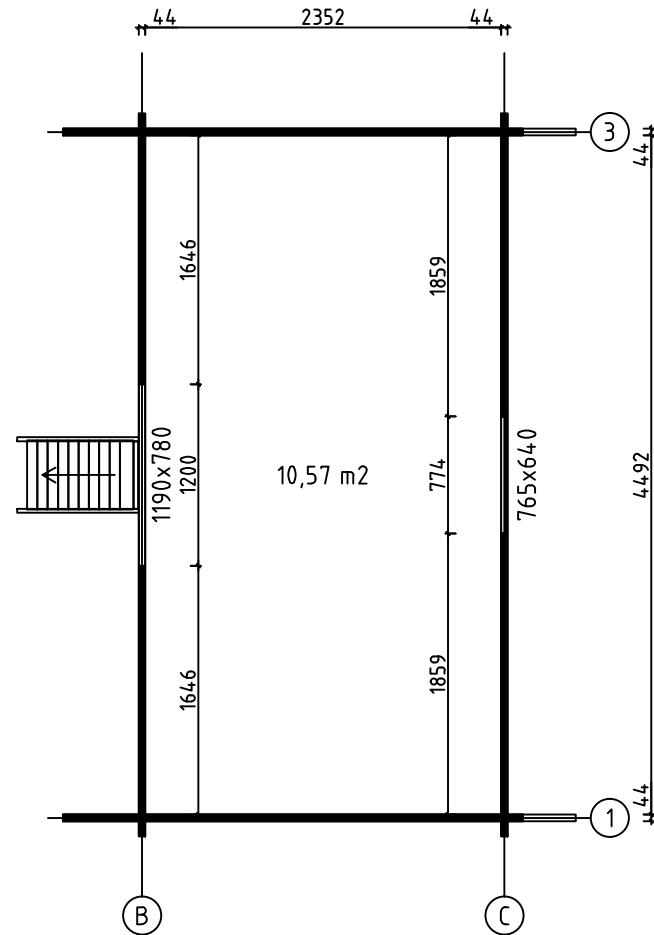
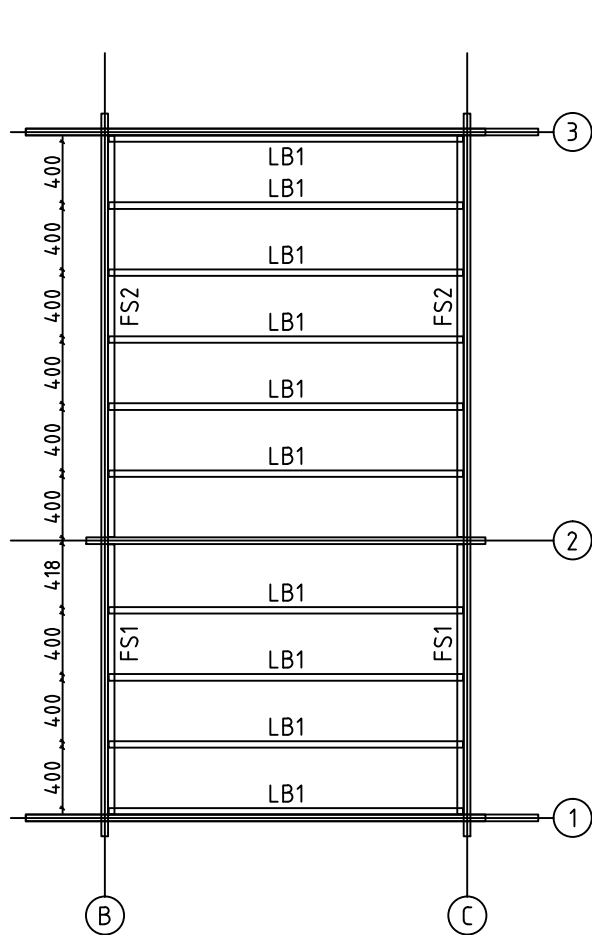
Scale

Material 4,4x135

Date 22.01.2020

Drawer RP

File P6546-44 Anna 30m2 3D.dwg




LOFT FLOOR BEAMS - PARVIA LATTIAPALKIT - LOFT GOLVBJÄLKAR

House	P6546-44 Anna 30m2	Sheet	4
Drawing	LOFT FLOOR - PARVIA LATTIA - LOFT GOLV	Scale	1:50
Material	43x43, 43x140 70x135	Date	10.06.2019
Drawer	RP	File	P6546-44 Anna 30m2.dwg

F1


F2



F2

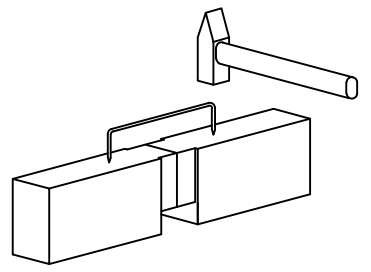
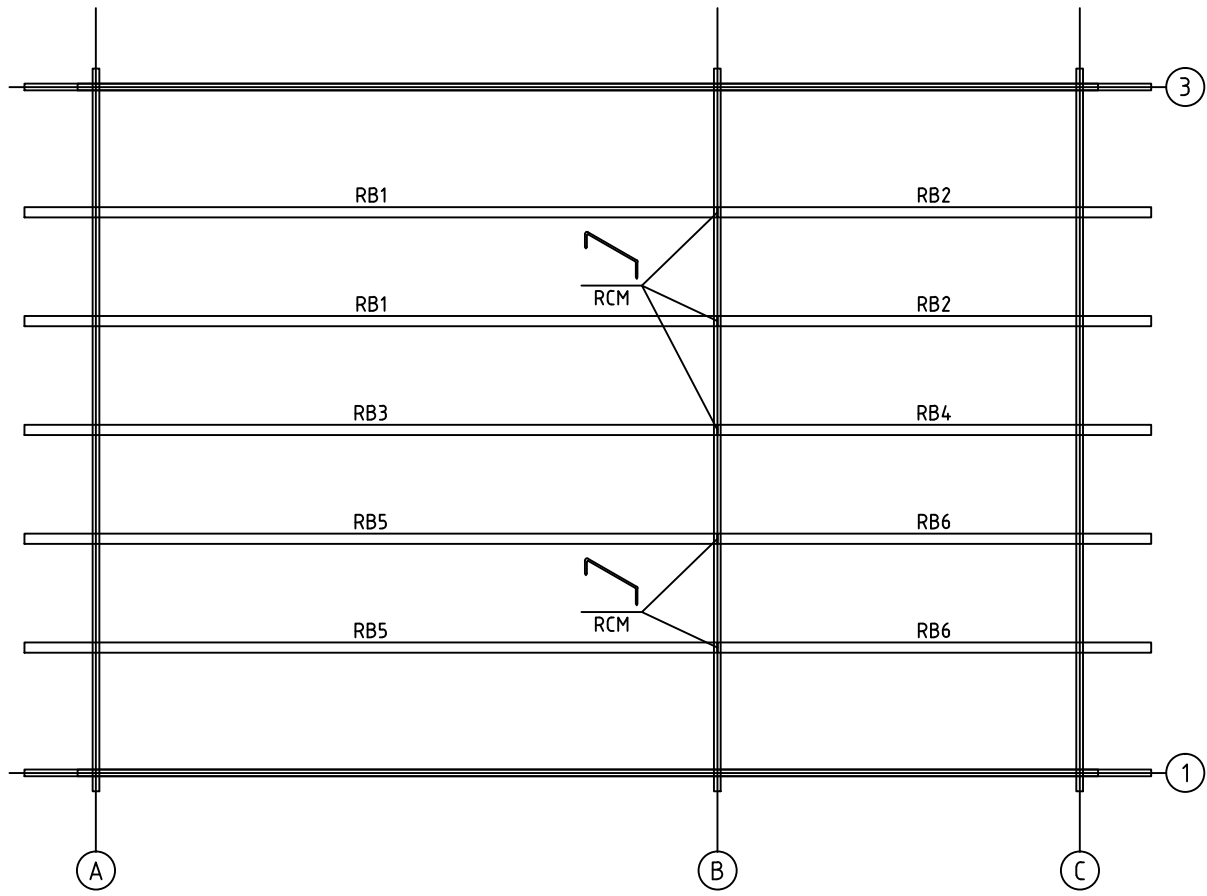
FLOORBOARD-LATTIALAUTA-GOLVBRÄDE

L1

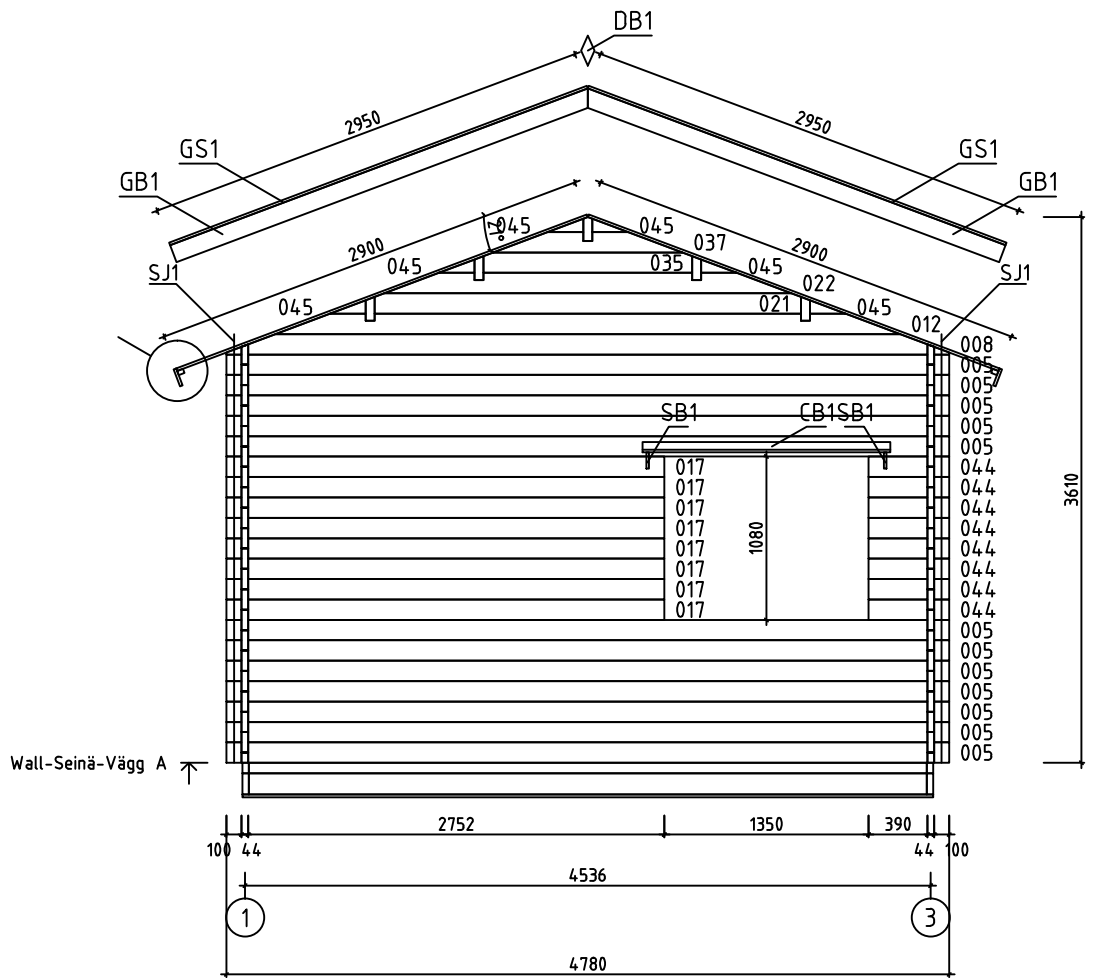
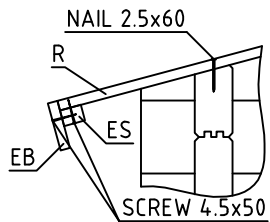


LOFT FLOORBOARD - PARVIA LATTIALATTIA - LOFT GOLVBRÄDE

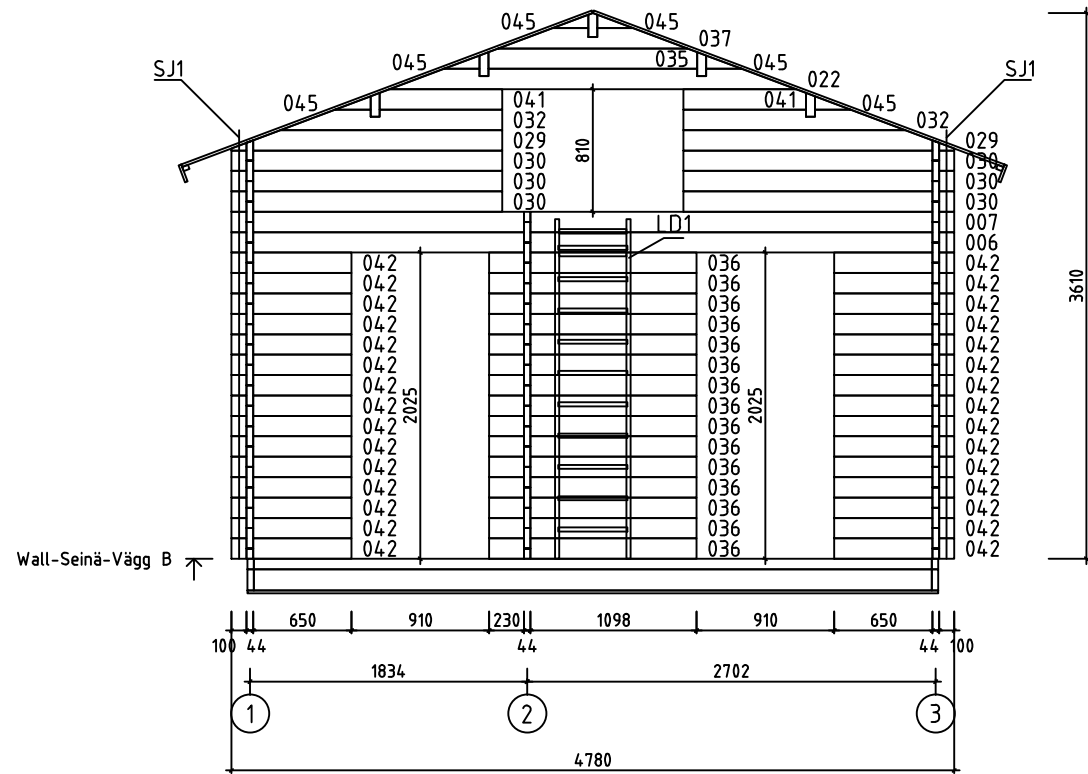
House	P6546-44 Anna 30m2	Sheet	6
Drawing	FLOORBOARD-LATTIALAUTA-GOLVBRÄDE	Scale	1:50
Material	28x114, 18x114	Date	10.06.2019
Drawer	RP	File	P6546-44 Anna 30m2.dwg



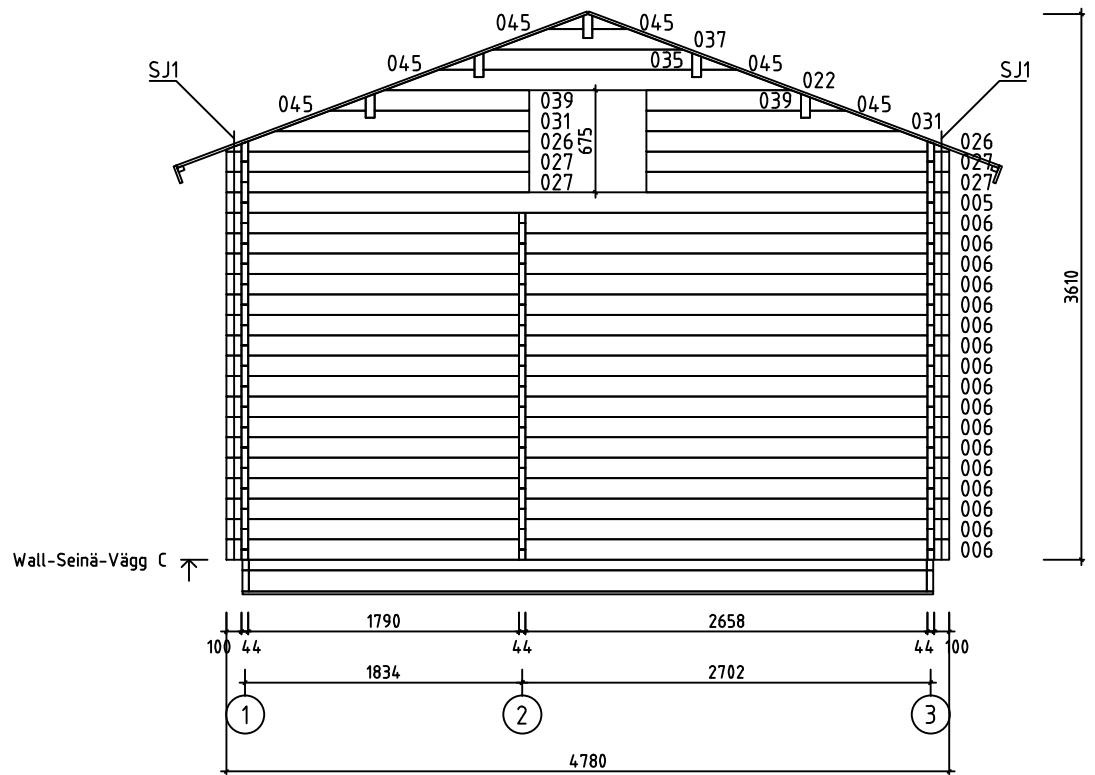
House	P6546-44 Anna 30m2	Sheet	7
Drawing	PURLINS-KATTO-ORRET-TAKÅSAR	Scale	1:50
Material	68x190	Date	10.06.2019
Drawer	RP	File	P6546-44 Anna 30m2.dwg



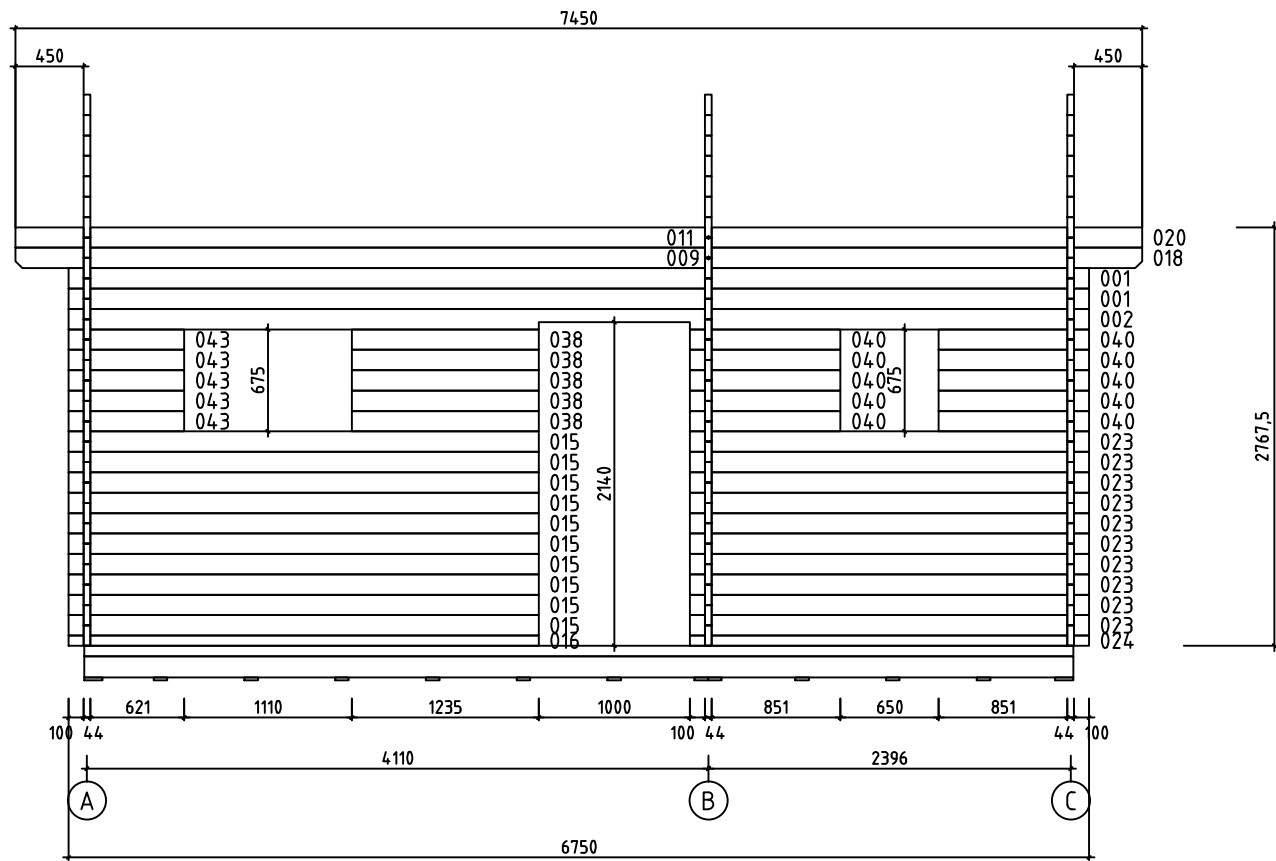
House	P6546-44 Anna 30m2	Sheet	8
Drawing	WALL-SEINÄ-VÄGG A	Scale	1:50
Material	44x135	Date	10.06.2019
Drawer	RP	File	P6546-44 Anna 30m2.dwg



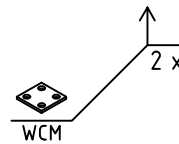
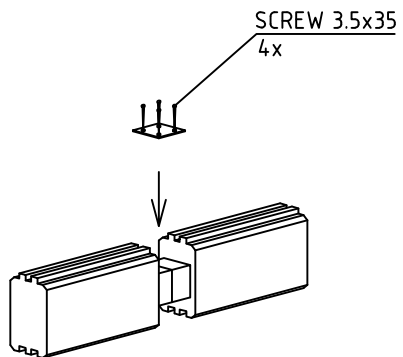
House	P6546-44 Anna 30m2	Sheet	9
Drawing	WALL-SEINÄ-VÄGG B	Scale	1:50
Material	44x135	Date	10.06.2019
Drawer	RP	File	P6546-44 Anna 30m2.dwg



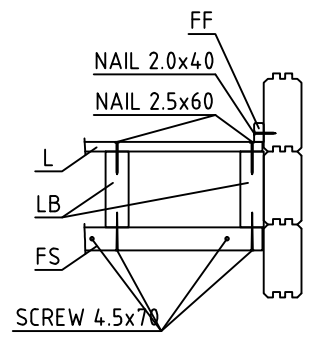
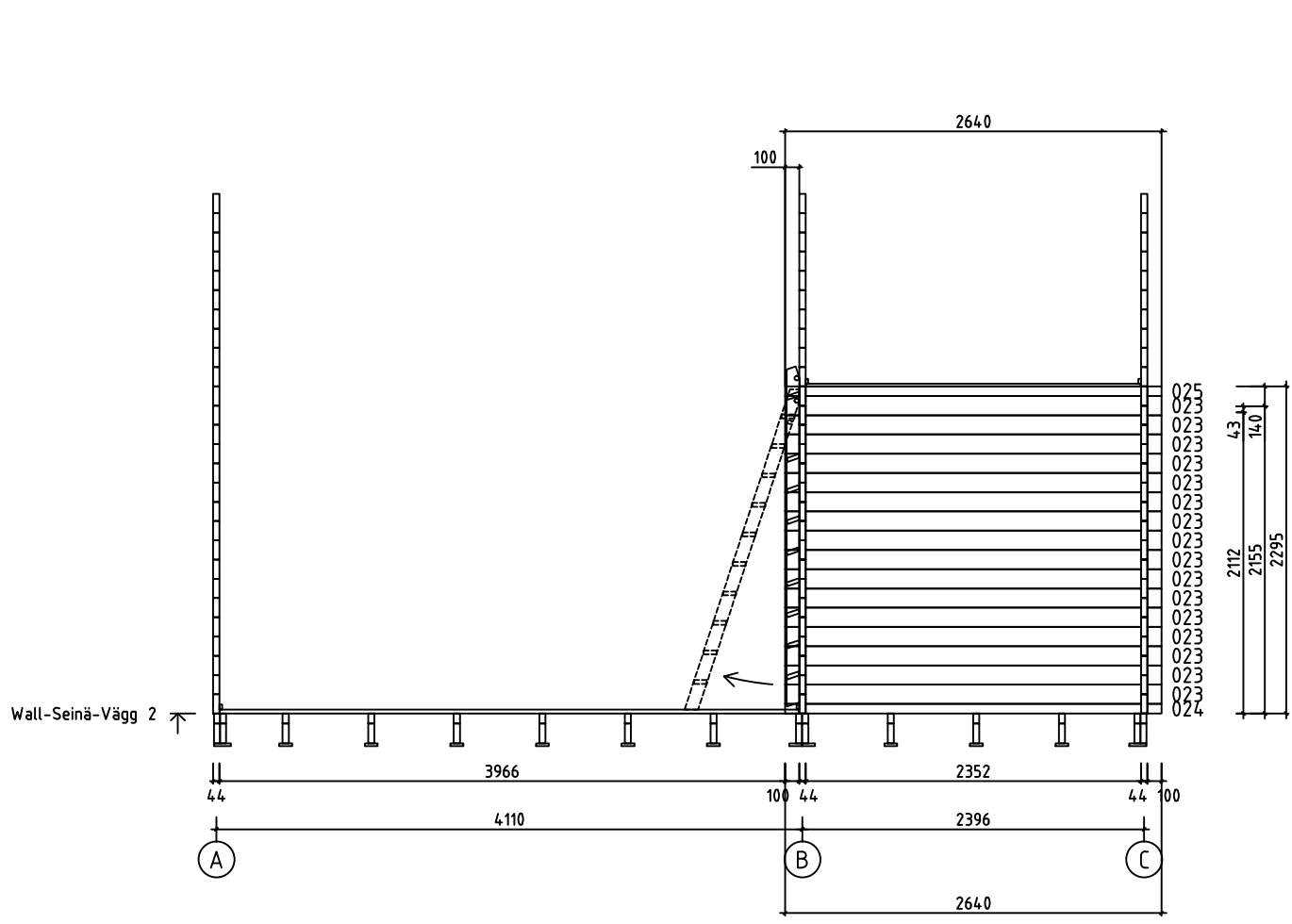
House	P6546-44 Anna 30m2	Sheet	10
Drawing	WALL-SEINÄ-VÄGG C	Scale	1:50
Material	44x135	Date	10.06.2019
Drawer	RP	File	P6546-44 Anna 30m2.dwg



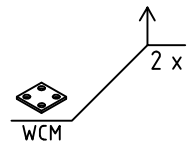
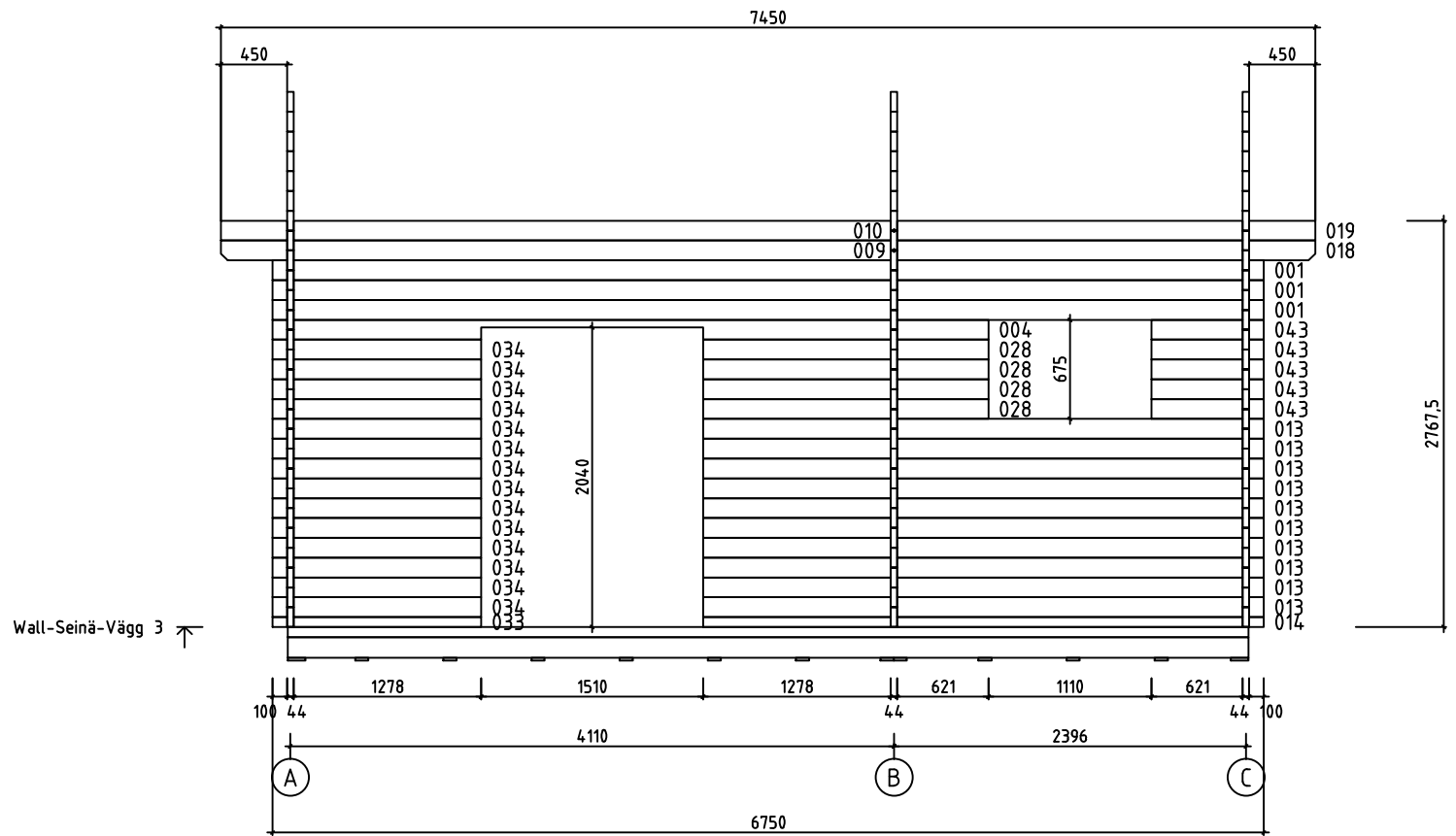
Wall-Seinä-Vägg 1 ↗



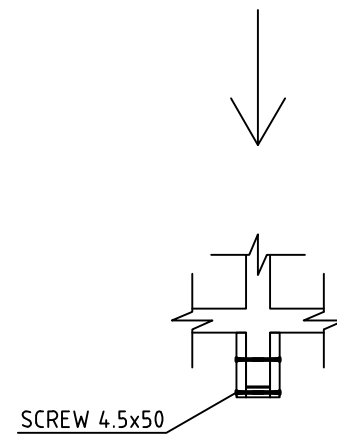
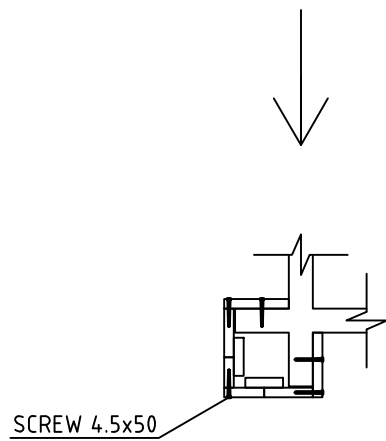
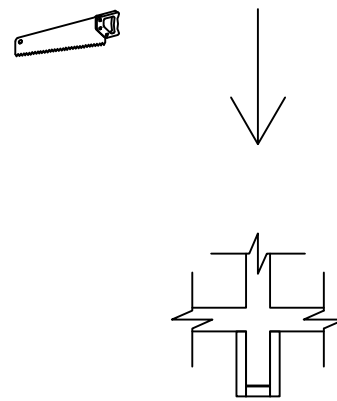
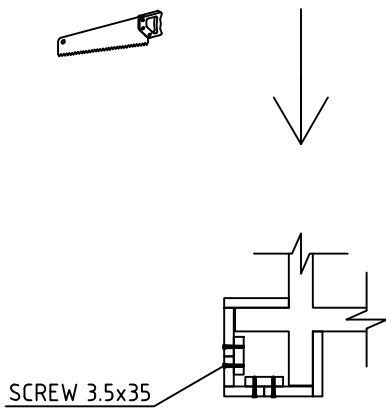
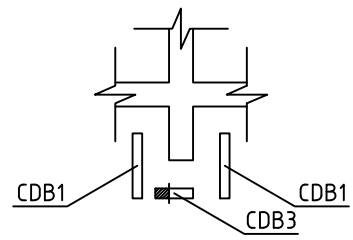
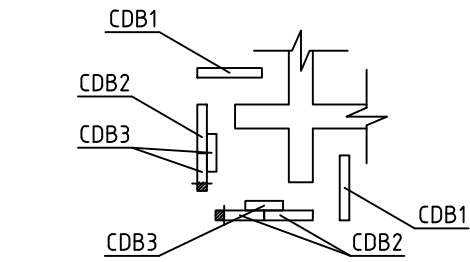
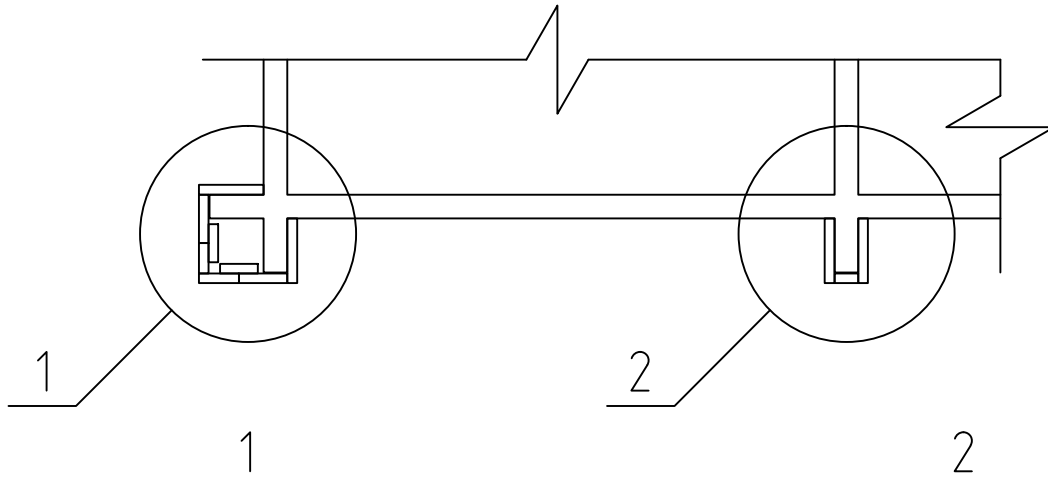
House	P6546-44 Anna 30m2	Sheet	11
Drawing	WALL-SEINÄ-VÄGG 1	Scale	1:50
Material	44x135	Date	10.06.2019
Drawer	RP	File	P6546-44 Anna 30m2.dwg



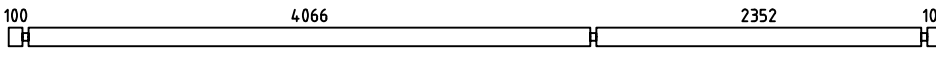
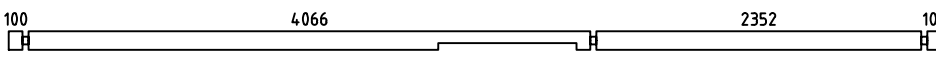
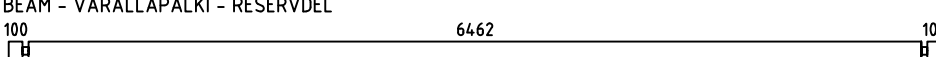
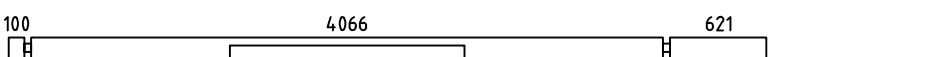










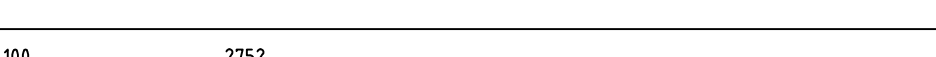
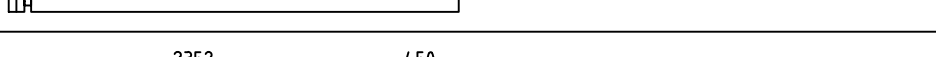
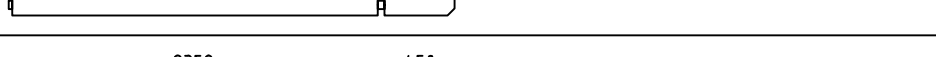
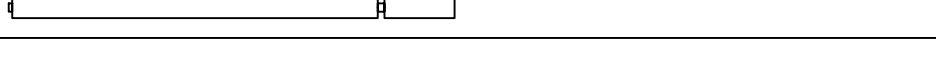
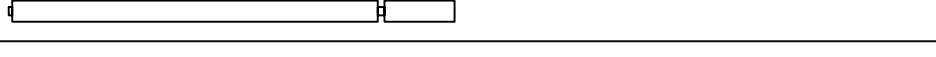






House	P6546-44 Anna 30m2	Sheet	12
Drawing	WALL-SEINÄ-VÄGG 2	Scale	1:50
Material	44x135	Date	10.06.2019
Drawer	RP	File	P6546-44 Anna 30m2.dwg

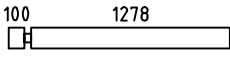
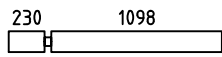

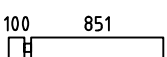
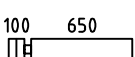

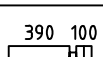
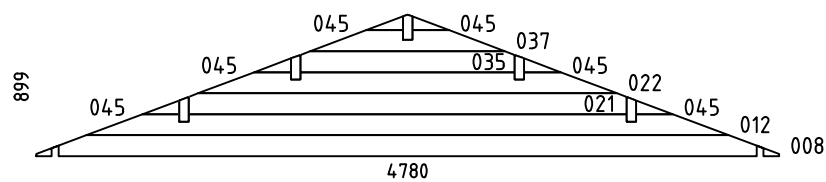
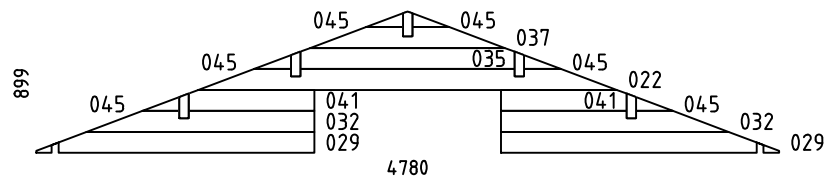
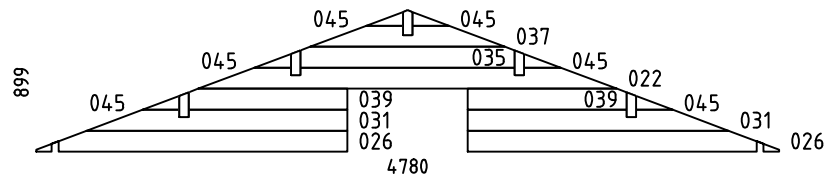

























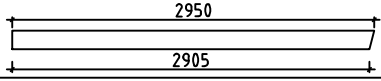











House	P6546-44 Anna 30m2	Sheet	13
Drawing	WALL-SEINÄ-VÄGG 3	Scale	1:50
Material	44x135	Date	10.06.2019
Drawer	RP	File	P6546-44 Anna 30m2.dwg











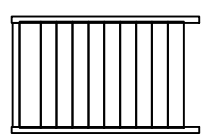
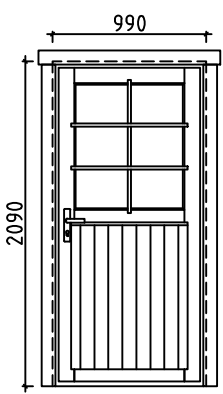
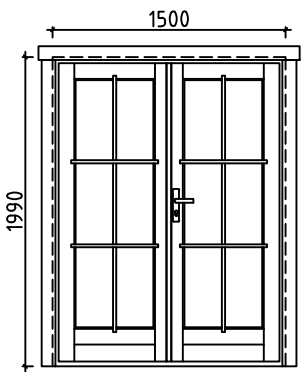


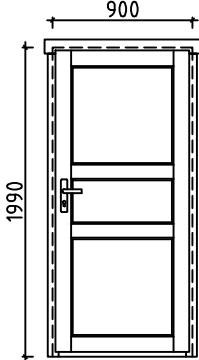
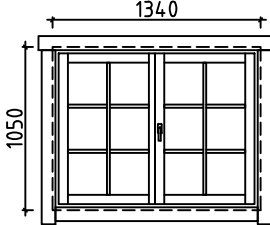
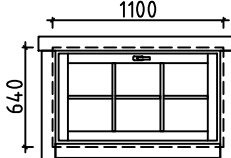
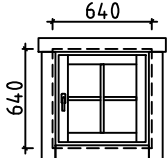
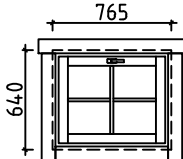
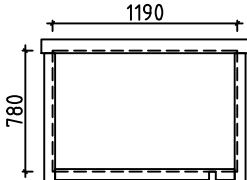
House	P6546-44 Anna 30m2	Sheet	14
Drawing	CORNER DECORATION - HÖRN DEKORATION	Scale	1:50
Material	18x120, 18x90, 18x70	Date	10.06.2019
Drawer	RP	File	P6546-44 Anna 30m2.dwg


Pos	P6546-44 Anna 30m2	Pcs. St.	Profil(e) (mm)	L (mm)
001		5	44x135	6750
002		1	44x135	6750
003	SPARE BEAM - VARALLAPALKKI - RESERVDEL 	1	44x135	6750
004		1	44x135	4875
005		13	44x135	4780
006		18	44x135	4780
007		PM 1	44x135	4780
009		2	44x135	4582
010		1	44x135	4582
011		1	44x135	4582
013		10	44x135	3818
014		1	44x68	3818
015		10	44x135	3110
016		1	44x68	3110
017		8	44x135	2896
018		2	44x135	2868
019		1	44x135	2868
020		1	44x135	2868
023		26	44x135	2640
024		2	44x68	2640
025		1	44x68	2640
027		4	44x135	2003
028		4	44x135	1943
030		6	44x135	1790
033		1	44x68	1422

Pos	P6546-44 Anna 30m2	Pcs. St.	Profil(e) (mm)	L (mm)		
034		14	44x135	1422		
036		15	44x135	1372		
038		5	44x135	1235		
040		10	44x135	995		
042		30	44x135	794		
043		10	44x135	765		
044		8	44x135	534		
WA-1		1	44x899	4780		
WB-1		1	44x899	4780		
WC-1		1	44x899	4780		
HB	HIT BLOCK-ASENNUSPALKI-SLAG BRÄDA 	2	44x135	300		
LB1	LOFT FLOOR BEAMS-PARVIAPALKIT-LOFTBJÄLKAR 	10	43x140	2345		
FB1	FLOORBEAMS - LATTIAPALKIT - GOLVBJÄLKAR 	15	43x140	4484		
FB3	FLOORBEAMS - LATTIAPALKIT - GOLVBJÄLKAR 	2	43x140	4125		
FB5	FLOORBEAMS - LATTIAPALKIT - GOLVBJÄLKAR 	2	43x140	2415		
FB2	FLOORBEAMS - LATTIAPALKIT - GOLVBJÄLKAR 	15	43x70	4484		
FB4	FLOORBEAMS - LATTIAPALKIT - GOLVBJÄLKAR 	2	43x70	4125		
FB6	FLOORBEAMS - LATTIAPALKIT - GOLVBJÄLKAR 	2	43x70	2415		
BB1	COUNTERFLOOR HOLDING BOARDS - ROSSIPOHJAA KANNATTELEVAT LAUDAT - BRÄDER SOM HALLER TROSSBOTTEN  IMM	2	18x120	4570		
House	P6546-44 Anna 30m2	Material	File	P6546-44 Anna 30m2.dwg	Sheet	16

Pos	P6546-44 Anna 30m2			Pcs. St.	Profil(e) (mm)	L (mm)
BB2	COUNTERFLOOR HOLDING BOARDS - ROSSIPOHJAA KANNATTELEVAT LAUDAT - BRÄDER SOM HALLER TROSSBOTTEN		IMM	11	18x90	4570
FS2	SLEEPING FLOOR SUPPORTING SLAT - PARVIALATTIA TUKILISTA - LOFTGOLVLIST			2	43x43	2655
FS1	SLEEPING FLOOR SUPPORTING SLAT - PARVIALATTIA TUKILISTA - LOFTGOLVLIST			2	43x43	1785
RB5	PURLINS - KATTO-ORRET - TAKASAR 4066			2	68x190	4582
RB1	PURLINS - KATTO-ORRET - TAKASAR 4066			2	68x190	4582
RB3	PURLINS - KATTO-ORRET - TAKASAR 4066			1	68x190	4582
RB6	PURLINS - KATTO-ORRET - TAKASAR 450			2	68x190	2868
RB2	PURLINS - KATTO-ORRET - TAKASAR 450			2	68x190	2868
RB4	PURLINS - KATTO-ORRET - TAKASAR 450			1	68x190	2868
F1	FLOORBOARD - LATTIALAUTA - GOLVBRÄDE		114 or -tai- eller 88	40+1 52+1	28x114 28x88	4060
F2	FLOORBOARD - LATTIALAUTA - GOLVBRÄDE		114 or -tai- eller 88	40+1 52+1	28x114 28x88	2345
L1	LOFT BOARD - PARVIALATTIA - LOFTGOLV		114 or -tai- eller 88	21+1 28+1	18x114 18x88	4485
R1	ROOFBOARD - KATTOLAUTA - TAKBRÄDE		114 or -tai- eller 88	132+2 172+2	18x114 18x88	2900
FF1	SKIRTING SLAT - LATTIALISTA - GOLVLIST				18x35	49m
GB1	GABLE BOARD - KAAPELILAUTA - GAVELBRÄDA			4	18x120	2950
GS1	BOARD MATCHING WITH GABLE BOARD - KAAPELILAUTA VASTAVA LAUTA - BRÄDA OVANPÅ GAVELBRÄDA			4	18x70	2950
EB1	EAVE BOARD - RÄYSTÄSLAUTA - TAKFOTBRÄDE			4	18x120	3725
ES1	EAVE SLAT - RÄYSTÄSLISTA - TAKFOTLIST			4	30x40	3725
DB1	DECORATIVE - KORISTE - PRYDNADS			2	18x90	200
CDB1	CORNER DECORATION BOARD - HÖRN DEKORATION BRÄDE			14	18x120	2790
CDB2	CORNER DECORATION BOARD - HÖRN DEKORATION BRÄDE			12	18x90	2790
CDB3	CORNER DECORATION BOARD - HÖRN DEKORATION BRÄDE			15	18x70	2790
CB1	COVERING BOARD - PEITELAUTA - HYLLBRÄDA		CB	1	18x120	1640
SB1	SUPPORT BOARD - TUKILAUTA - KONSOL		SB	2	28x85	80
SJ1	SCREW JOINT - KIERRETANKO - GÄNGSTAPP			6	M10	2750
RCM	ROOFBEAMS CONNECTING METAL - METALL FÖR SAMMANFOGNING AV TAKASAR - KATTO-ORRE YHTEENLITYSMETALLT			5	∅6.0	200
House	P6546-44 Anna 30m2	Material	File	P6546-44 Anna 30m2.dwg		Sheet 17

Pos	P6546-44 Anna 30m2	Pcs. St.	Profil(e) (mm)	L (mm)		
WCM	WALLBEAMS CONNECTING METAL - METALLPLATTA FÖR SAMMANFOGNING AV VÄGGEN BALKAR - SEINÄPALKKEJA METALLISET YHTEENLIITYMISLAATAT 	4	25	25		
	NUT-MUTTERI-NÖT FOR-VARTEN-FÖR SJ1 	6	M10			
	NAILS-NAULAT-SPIKAR FOR-VARTEN-FÖR FF1 	110	∅2.0	40		
	NAILS-NAULAT-SPIKAR FOR-VARTEN-FÖR F1, F2, L1, R1, BBI1, BBI2 	1700	∅2.5	60		
	SCREWS-RUUVIT-SKRUVAR FOR-VARTEN-FÖR WCM, CDB3 	100	∅3.5	35		
	SCREWS-RUUVIT-SKRUVAR FOR-VARTEN-FÖR GB1, GS1, EB1, ES1, DB1, CB, CDB1, CDB2 	320	∅4.5	50		
	SCREWS-RUUVIT-SKRUVAR FOR-VARTEN-FÖR FS1, FS2, LB1, SB 	50	∅4.5	70		
	SCREWS-RUUVIT-SKRUVAR FOR-VARTEN-FÖR 014, 016, 024, 025, 033 FB1, FB2, FB3, FB4, FB5, FB6 	80	∅4.5	90		
	SCREWS-RUUVIT-SKRUVAR FOR-VARTEN-FÖR FB2, FB4, FB6 	60	∅5.0	120		
	SCREWS-RUUVIT-SKRUVAR FOR-VARTEN-FÖR RB1, RB2, RB3, RB4, RB5, RB6 	20	∅6.0	160		
LD1	LADDER-TIKAPUUT-STEGE 	1	500	2385		
D1	DOOR-OVI-DÖRR (right-oikea-höger) ORT_ST 	P 1 1 1	990	2090		
D2	DOOR-OVI-DÖRR (right-oikea-höger) ORT_ST 	P 1 1 2	1500	1990		
House	P6546-44 Anna 30m2	Material	File	P6546-44 Anna 30m2.dwg	Sheet	18

Pos	P6546-44 Anna 30m2	Pcs. St.	Profil(e) (mm)	L (mm)		
D2	DOOR-OVI-DÖRR (1x right-oikea-höger; 1x left-jäljellä-vänster) AST 	P+V 1+1 2 2	900	1990		
W1	WINDOW-IKKUNAN-FÖNSTER (right-oikea-höger) ORT_ST 	P 1 1 1 2	1340	1050		
W2	WINDOW-IKKUNAN-FÖNSTER ORT_ST_SU 	P 2 2 2 2	1100	640		
W3	WINDOW-IKKUNAN-FÖNSTER (right-oikea-höger) ORT_ST 	P 1 1 1 1	640	640		
W4	WINDOW-IKKUNAN-FÖNSTER ORT_ST_SU 	1 1 1 1	765	640		
FL1	FRAME AROUND LOFT ENTRANCE 	1	1190	780		
House	P6546-44 Anna 30m2	Material	File	P6546-44 Anna 30m2.dwg	Sheet	19

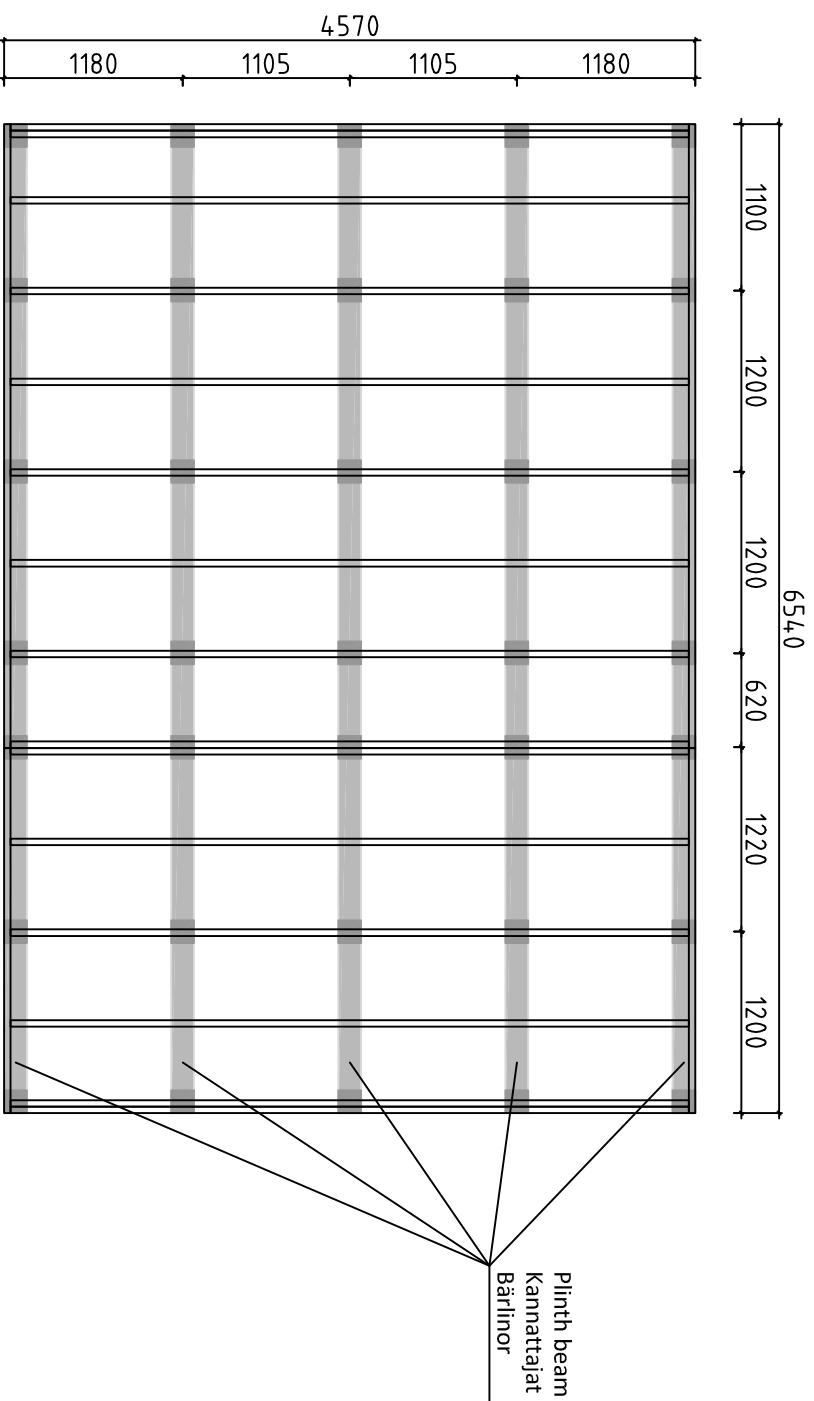


Detta är ett förslag för hur man kan placera plintarna (100-200 mm i diameter) för golvbjälklaget. Golvbjälkarna är med i byggsatsen, men inte plintarna. Använder man exempelvis 500-600mm långa murblock så kan man halvera antalet punkter. Lägg fuktskyddande papp mellan betong och trä

Tämä on ehdotus siltä, miten (100-200 mm läpimitäiset) jalat voidaan sijoittaa alapohjaa varten. Lattiapalkit ovat rakennussarjassa, mutta jalat ei ole. Kun käytetään esimerkiksi 500-600 mm pitkiä harkkoja, voidaan pisteiden määrä puoltaa. Aseta betoniin ja puun väliin kosteudelta suojava pahvi

A proposal for placing plinths (100-200 mm in diameter) for floor beams. Floor beams are provided in the kit but plinths are not included. For example, by using 500-600 mm long masonry units, one can reduce the number of points 50%. Place cardboard between the concrete and wood to protect from moisture

House	P6546-44 Anna 30m2	Sheet	20
Drawing	FOUNDATION PLAN - PLINTPLAN	Scale	1:50
Material		Date	22.01.2020
Drawer	RP	File	P6546-44 Anna 30m2 Foundation.dwg



Förslag på alternativ plintplan med bärlnor och plintar. Bärlnor 45x 95 eller 45x 120 och plintar ca 100- 200 mm i diameter. (Bärlnor och plintar ingår ej i leveransen). Används exempelvis murblock, (ingår ej i leveransen) istället för plintar, kan man lägga bärlnorna platt mot dessa och på det sättet minska höjden på konstruktionen. I denna konstruktion kan man dessutom lägga en "boardskiva" mellan bärlnorna och golvbjälkarna och på det sättet bära upp bjälklagsisoleringen. Lagg fuktskyddande papp mellan betong och trä

Endotus valtoehtoisesta jalustasta kannattajilla ja jalolla. Kannattajat 45x95 tai 45x120 ja jalat läpimitään n. 100-200 mm (kannattajat ja jalat ei ole toimituksessa). Käytettäessä esimerkiksi harkkoja (ei kuulu toimitukseen) jalkojen sijasta, voi kannattajat asettaa lappeelleen niitä vasten ja sillä tavoin vähentää rakenteen korkeutta. Tässä rakenteessa voi lisäksi asettaa levyä kannattajien ja lattiapalkkien väliin ja sillä tavoin kannattaa alapohjan eristystä. Aseta betonin ja puun väliin kosteudelta suojaava pähvi

A proposal for alternative plinth beam layout plan. Plinth beams 45x95 or 45x120 and plinths ca 100-200 mm in diameter (plinth beams and plinths are not included in the kit). For example, by using masonry units (not included in the kit) instead of plinths, one can lay plinth beams flat against the masonry units and in that way reduce the height of the structure. In this construction one can also add "plywood board" between plinth beams. Place cardboard between the concrete and wood to protect from moisture

House	P6546-44 Anna 30m2	Sheet	21
Drawing	FOUNDATION PLAN - PLINTPLAN	Scale	1:50
Material		Date	22.01.2020
Drawer	RP	File	P6546-44 Anna 30m2 Foundation.dwg

#001	1,3	6750	5
#002	1	6750	1
#003		6750	1
#004	3	4875	1
#005	A,C	4780	13
#006	B,C	4780	18
#007	B	4780	1
#008	A	4780	1
#009	1,3	4582	2
#010	3	4582	1
#011	1	4582	1
#012	A	4132	1
#013	3	3818	10
#014	3	3818	1
#015	1	3110	10
#016	1	3110	1
#017	A	2896	8
#018	1,3	2868	2
#019	3	2868	1
#020	1	2868	1
#021	A	2819	1
#022	A,B,C	2693	3
#023	1,2	2640	26
#024	1,2	2640	2
#025	2	2640	1
#026	C	2003	2
#027	C	2003	4
#028	3	1943	4
#029	B	1790	2
#030	B	1790	6
#031	C	1679	2
#032	B	1466	2
#033	3	1422	1
#034	3	1422	14
#035	A,B,C	1380	3
#036	B	1372	15
#037	A,B,C	1253	3
#038	1	1235	5
#039	C	1023	2
#040	1	995	10
#041	B	810	2
#042	B	794	30
#043	1,3	765	10
#044	A	534	8
#045	A,B,C	237	18