

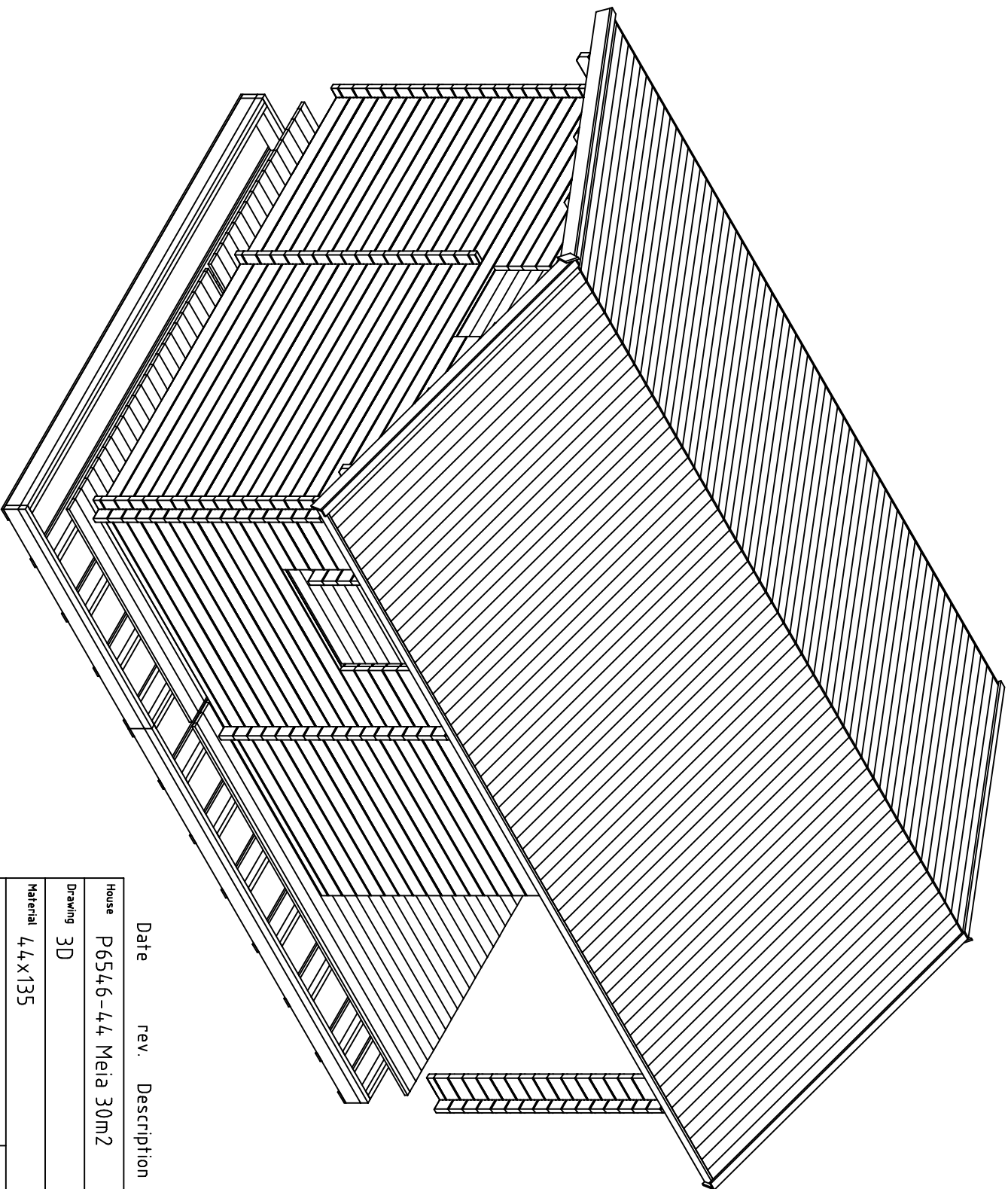
Date	rev.	Description
------	------	-------------

House	P6546-44	Meia 30m2	Sheet	1
-------	----------	-----------	-------	---

Drawing	3D	Scale	
---------	----	-------	--

Material	4,4x135	Date	22.01.2020
----------	---------	------	------------

Drawer	RP	File	P6546-44 Meia 30m2 3D.dwg
--------	----	------	---------------------------



Date rev. Description

House P6546-44 Meia 30m2

Sheet 2

Drawing 3D

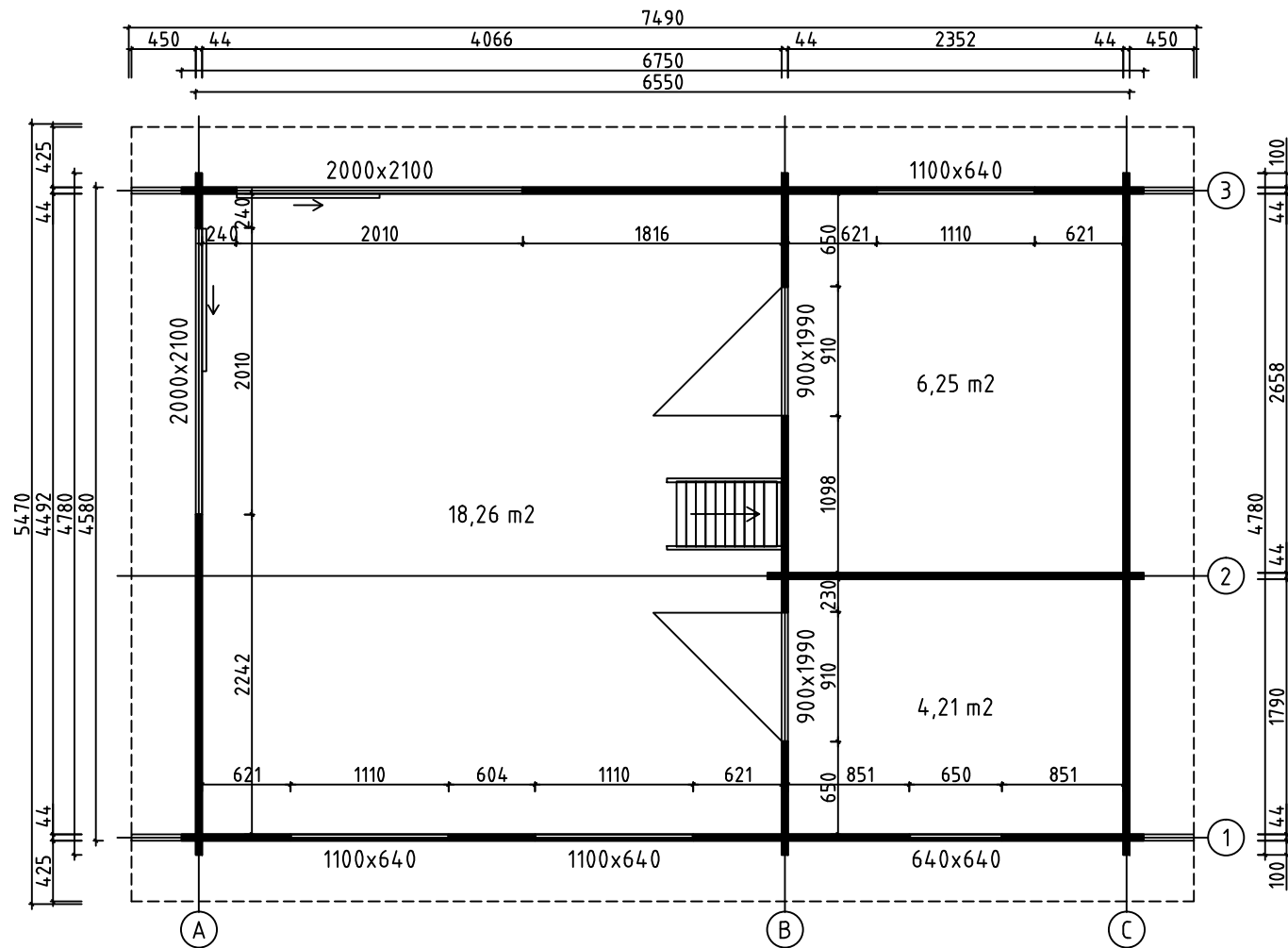
Scale

Material 4,4x135

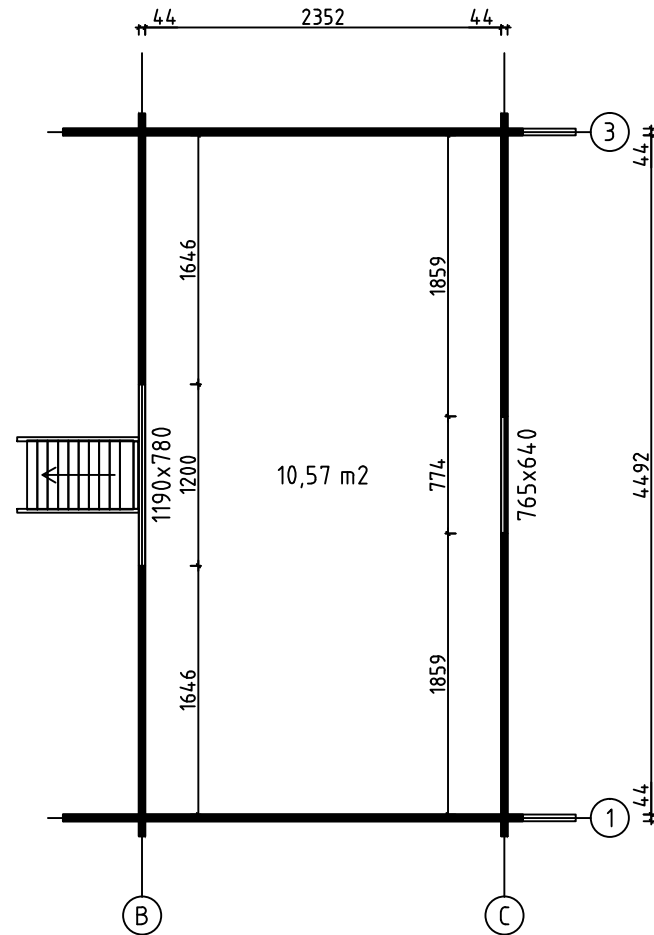
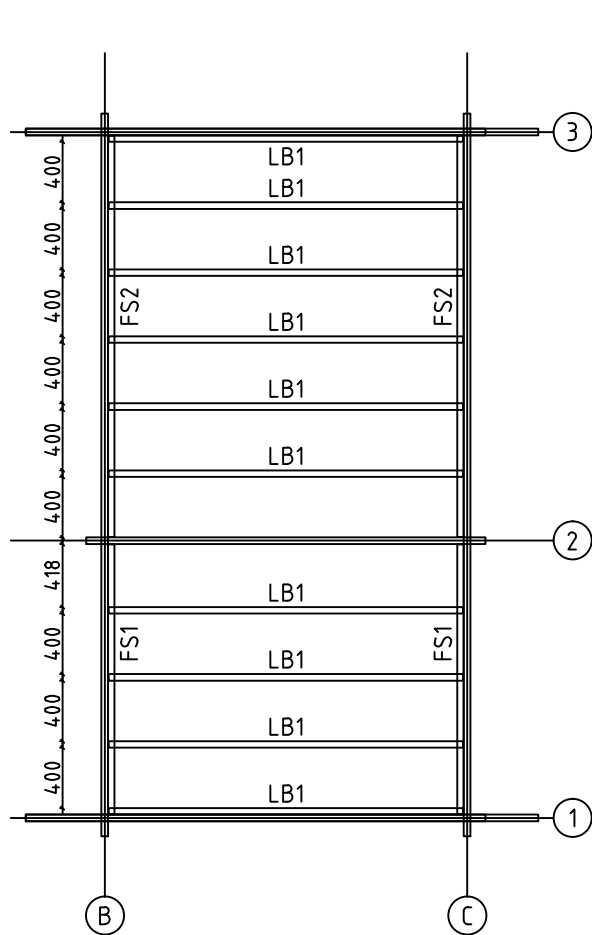
Date 22.01.2020

Drawer RP

File P6546-44 Meia 30m2 3D.dwg



House	P6546-44 Meia 30m2	Sheet	3
Drawing	PLAN-SUUNNITELMA-PLANEN	Scale	1:50
Material	44x135	Date	22.01.2020
Drawer	RP	File	P6546-44 Meia 30m2.dwg



LOFT FLOOR BEAMS - PARVIA LATTIAPALKIT - LOFT GOLVBJÄLKAR

House	P6546-44 Meia 30m2	Sheet	4
Drawing	LOFT FLOOR - PARVIA LATTIA - LOFT GOLV	Scale	1:50
Material	43x43, 43x140 70x135	Date	22.01.2020
Drawer	RP	File	P6546-44 Meia 30m2.dwg

F1


F2



F2

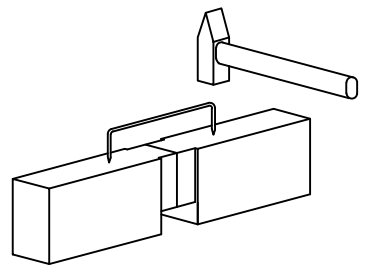
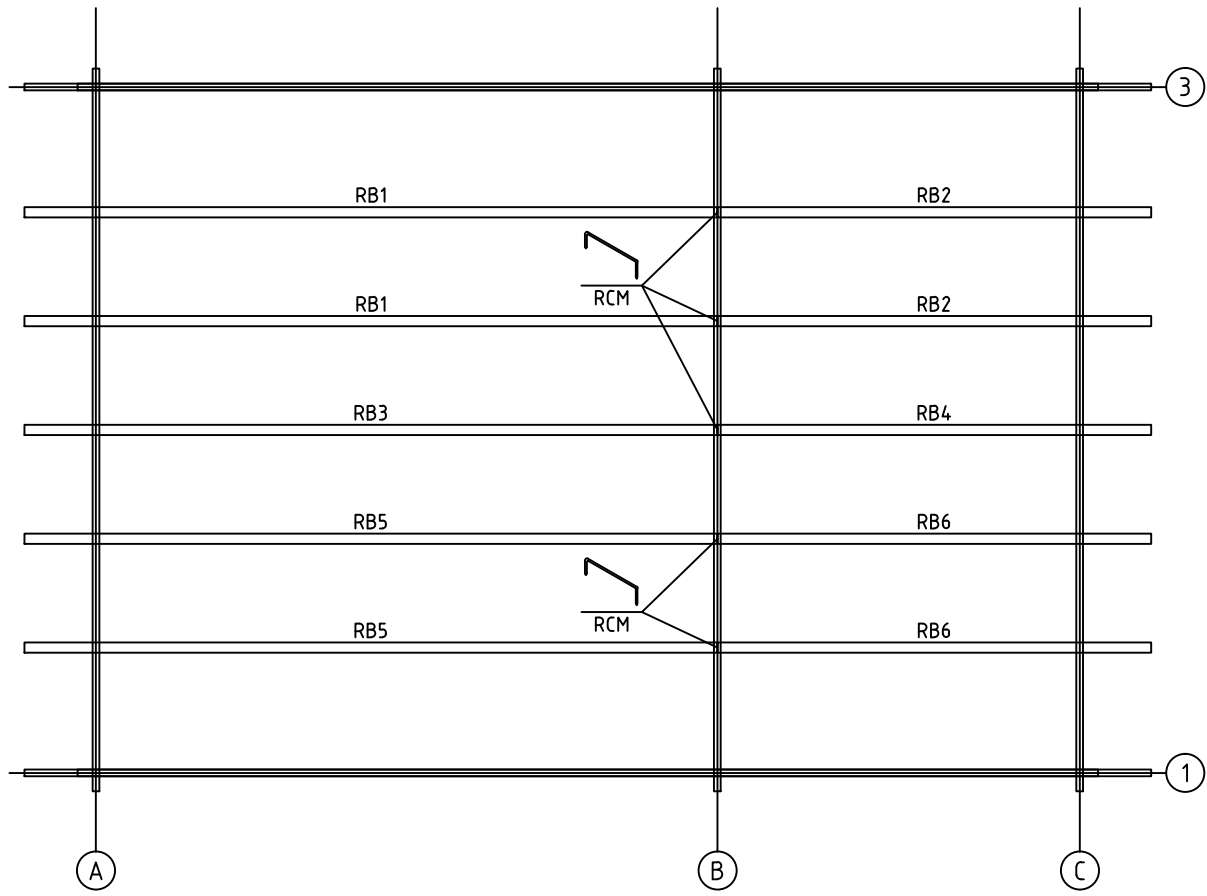
FLOORBOARD-LATTIALAUTA-GOLVBRÄDE

L1

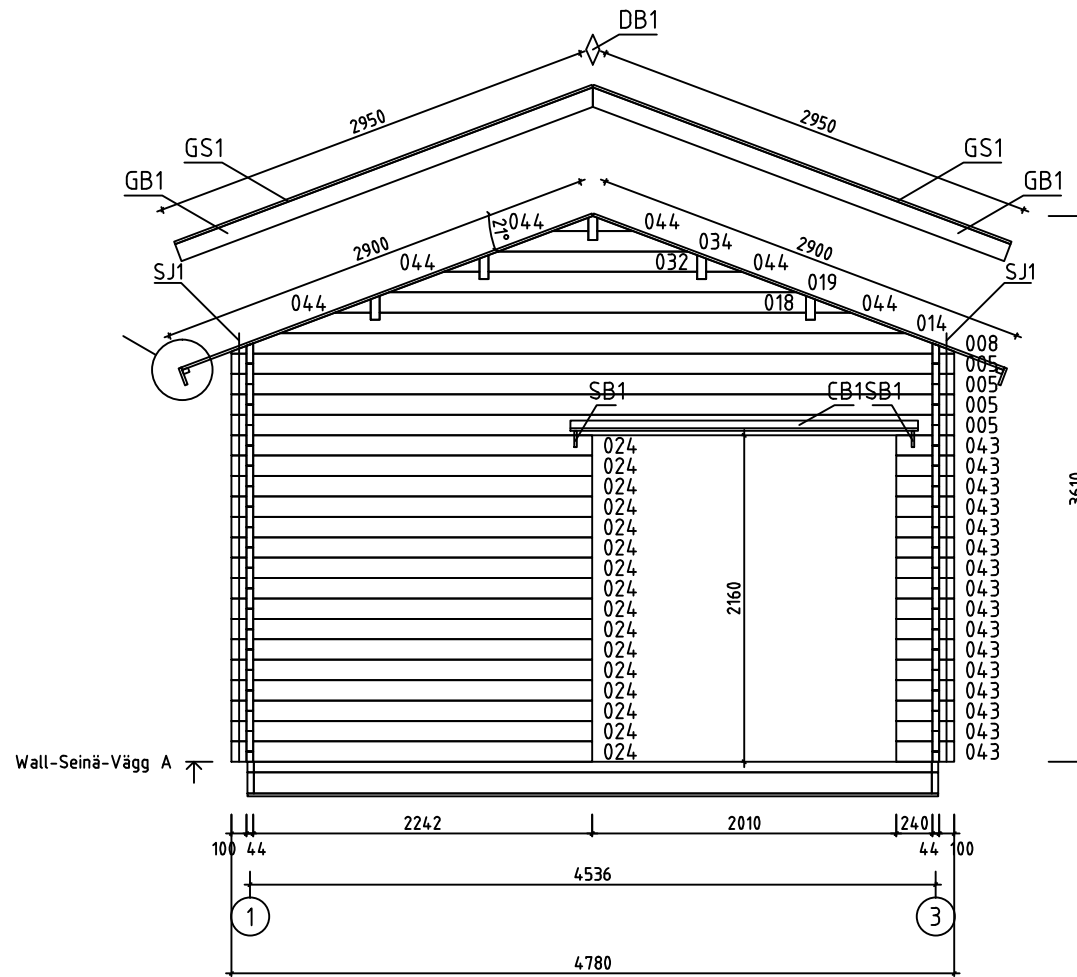
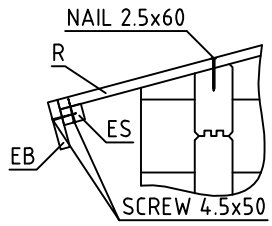


LOFT FLOORBOARD - PARVIA LATTIALATTIA - LOFT GOLVBRÄDE

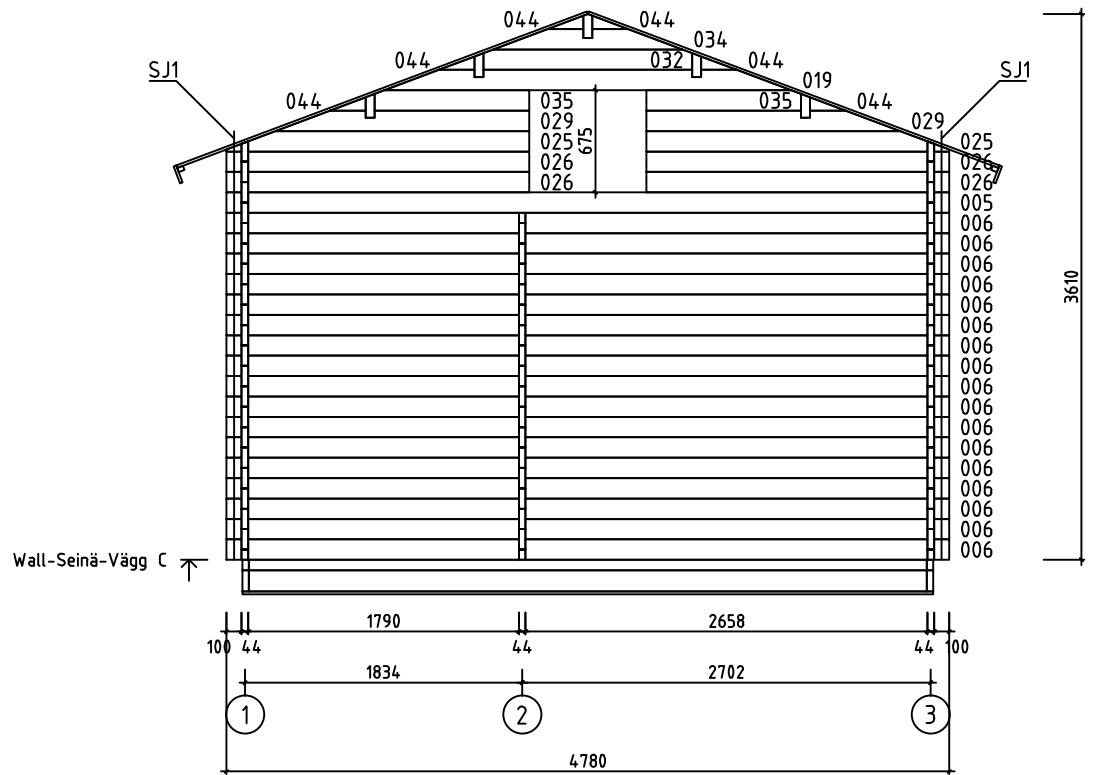
House	P6546-44 Meia 30m2	Sheet	6
Drawing	FLOORBOARD-LATTIALAUTA-GOLVBRÄDE	Scale	1:50
Material	28x114, 18x114	Date	22.01.2020
Drawer	RP	File	P6546-44 Meia 30m2.dwg



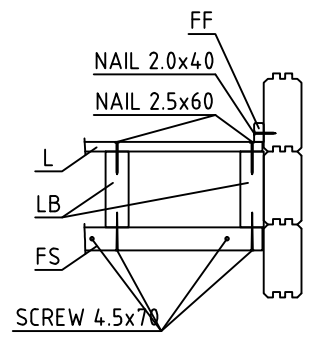
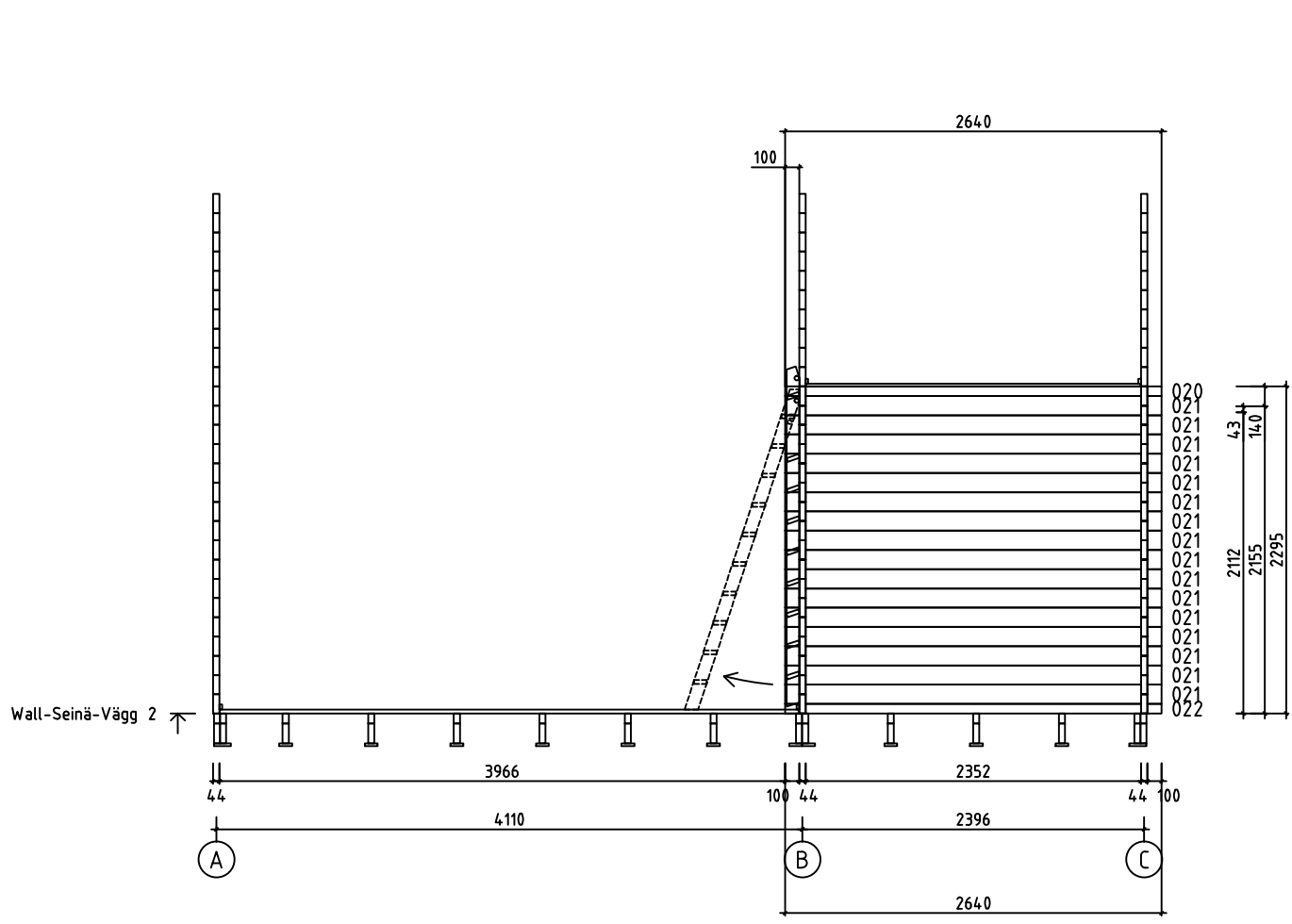
House	P6546-44 Meia 30m2	Sheet	7
Drawing	PURLINS-KATTO-ORRET-TAKÅSAR	Scale	1:50
Material	68x190	Date	22.01.2020
Drawer	RP	File	P6546-44 Meia 30m2.dwg



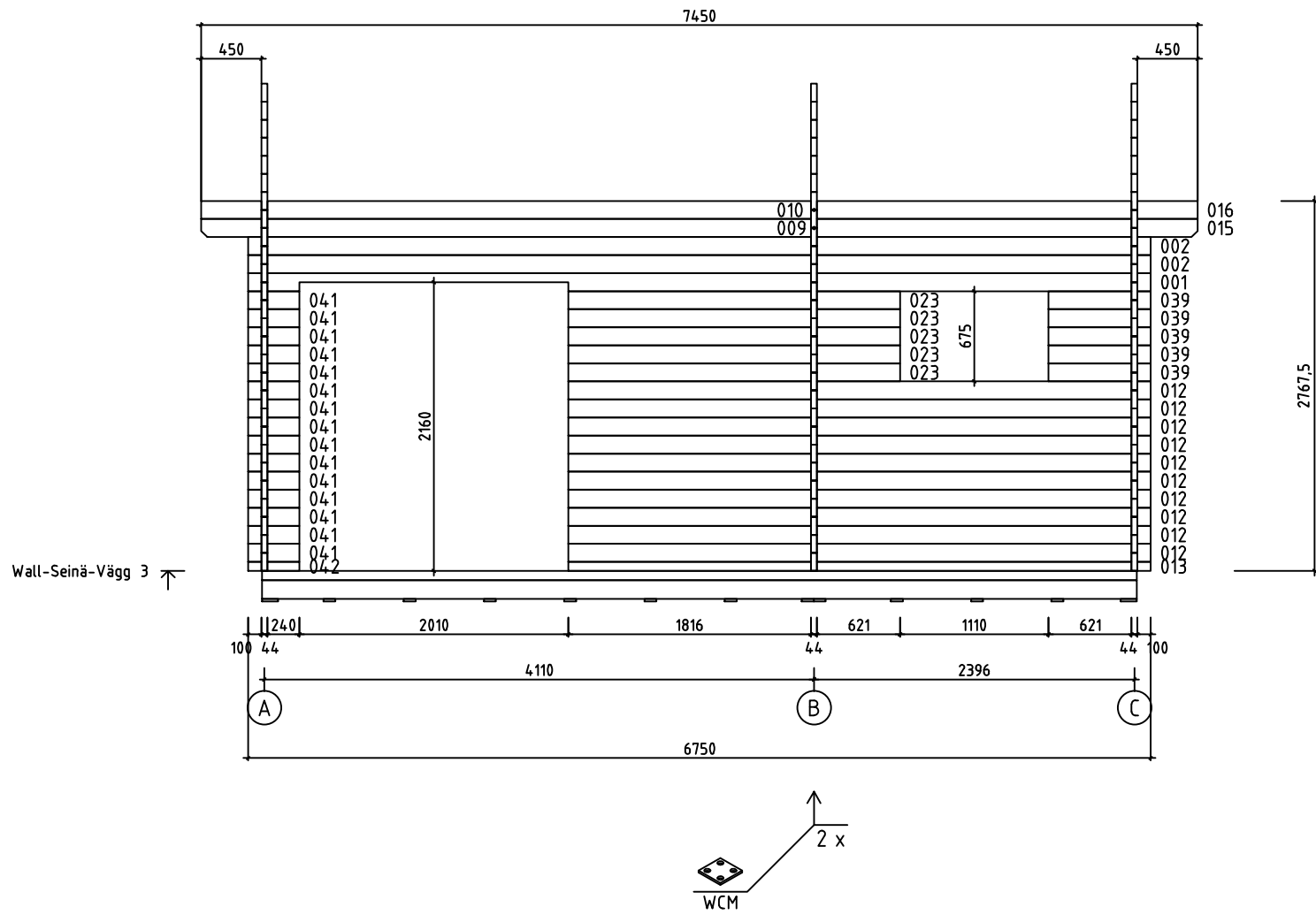
House	P6546-44 Meia 30m2	Sheet	8
Drawing	WALL-SEINÄ-VÄGG A	Scale	1:50
Material	44x135	Date	22.01.2020
Drawer	RP	File	P6546-44 Meia 30m2.dwg



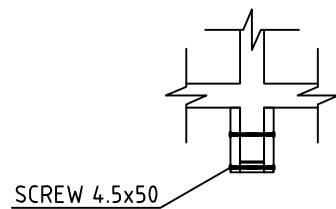
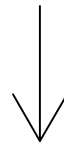
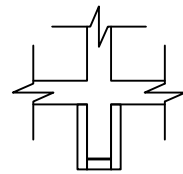
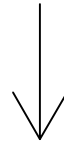
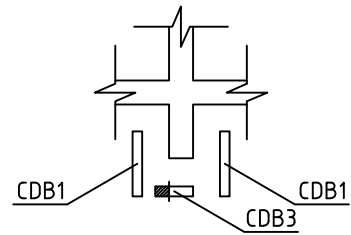
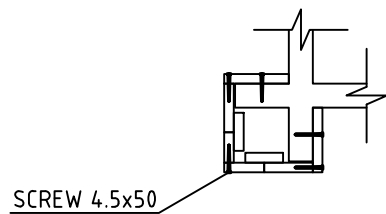
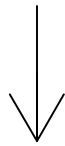
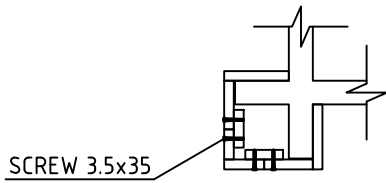
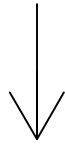
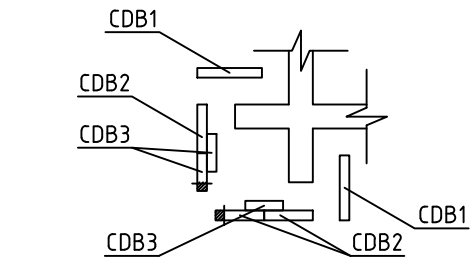
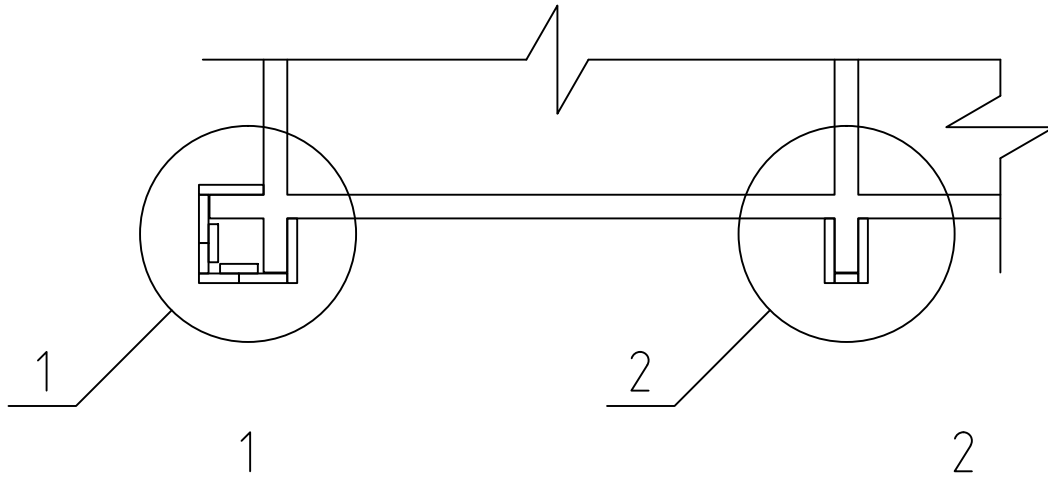
House	P6546-44 Meia 30m2	Sheet	10
Drawing	WALL-SEINÄ-VÄGG C	Scale	1:50
Material	44x135	Date	22.01.2020
Drawer	RP	File	P6546-44 Meia 30m2.dwg



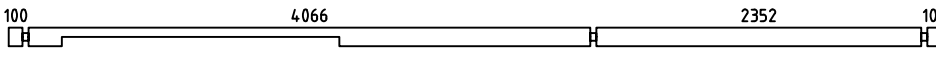

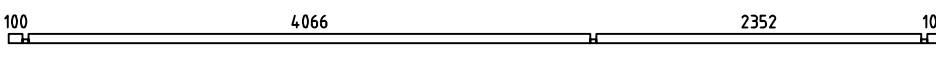
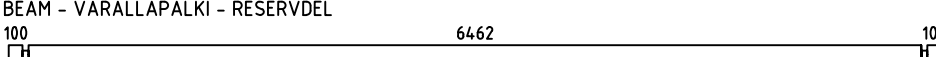






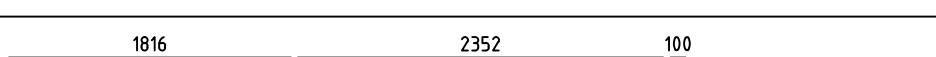
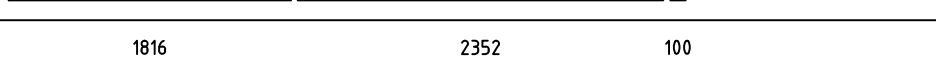


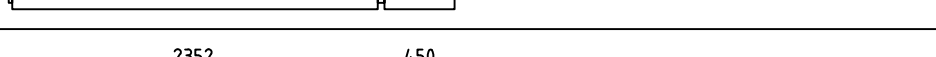
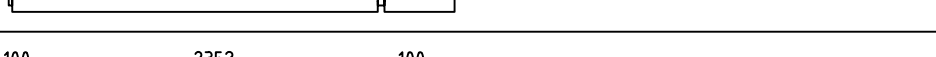

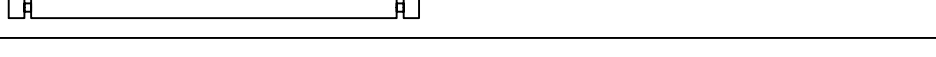







House	P6546-44 Meia 30m2	Sheet	12
Drawing	WALL-SEINÄ-VÄGG 2	Scale	1:50
Material	44x135	Date	22.01.2020
Drawer	RP	File	P6546-44 Meia 30m2.dwg

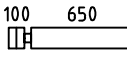





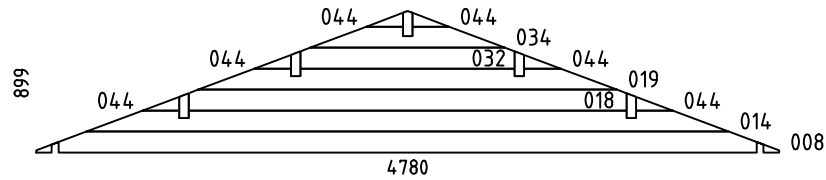
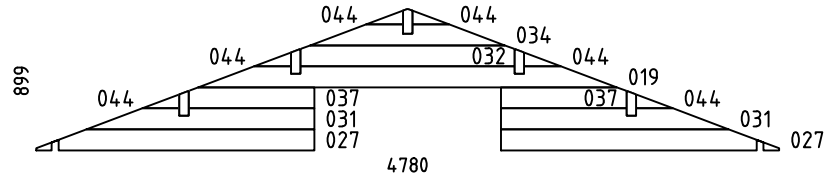
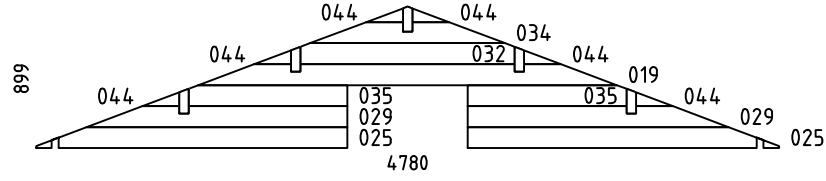

















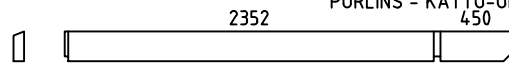
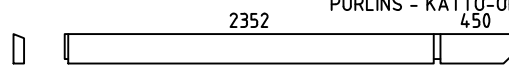
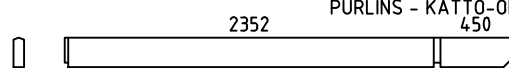
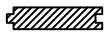

















House	P6546-44 Meia 30m2	Sheet	13
Drawing	WALL-SEINÄ-VÄGG 3	Scale	1:50
Material	44x135	Date	22.01.2020
Drawer	RP	File	P6546-44 Meia 30m2.dwg










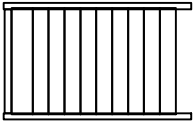




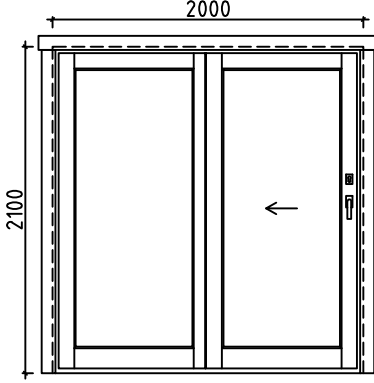



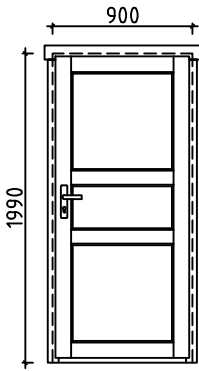


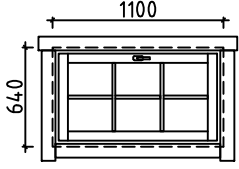



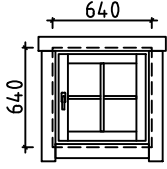



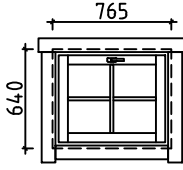
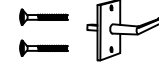


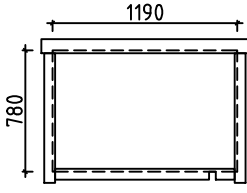
House	P6546-44 Meia 30m2	Sheet	14
Drawing	CORNER DECORATION - HÖRN DEKORATION	Scale	1:50
Material	18x120, 18x90, 18x70	Date	22.01.2020
Drawer	RP	File	P6546-44 Meia 30m2.dwg


Pos	P6546-44 Meia 30m2	Pcs. St.	Profil(e) (mm)	L (mm)		
001		1	44x135	6750		
002		15	44x135	6750		
003		1	44x68	6750		
004	SPARE BEAM - VARALLAPALKKI - RESERVDEL 	1	44x135	6750		
005		5	44x135	4780		
006		18	44x135	4780		
007		PM 1	44x135	4780		
009		2	44x135	4582		
010		1	44x135	4582		
011		1	44x135	4582		
012		10	44x135	4356		
013		1	44x68	4356		
015		2	44x135	2868		
016		1	44x135	2868		
017		1	44x135	2868		
020		1	44x68	2640		
021		16	44x135	2640		
022		1	44x68	2640		
023		5	44x135	2481		
024		16	44x135	2386		
026		4	44x135	2003		
028		6	44x135	1790		
030		5	44x135	1516		
033		15	44x135	1372		
036		5	44x135	995		
House	P6546-44 Meia 30m2	Material	File	P6546-44 Meia 30m2.dwg	Sheet	15

Pos	P6546-44 Meia 30m2	Pcs. St.	Profil(e) (mm)	L (mm)
038		30	44x135	794
039		10	44x135	765
040		5	44x135	604
041		15	44x135	384
042		1	44x68	384
043		16	44x135	384
WA-1		1	44x899	4780
WB-1		1	44x899	4780
WC-1		1	44x899	4780
HB	HIT BLOCK-ASENNUSPALKI-SLAG BRÄDA 	2	44x135	300
LB1	LOFT FLOOR BEAMS-PARVIAPALKIT-LOFTBJÄLKAR 	10	43x140	2345
FB1	FLOORBEAMS - LATTIAPALKIT - GOLVBJÄLKAR 	15	43x140	4484
FB3	FLOORBEAMS - LATTIAPALKIT - GOLVBJÄLKAR 	2	43x140	4125
FB5	FLOORBEAMS - LATTIAPALKIT - GOLVBJÄLKAR 	2	43x140	2415
FB2	FLOORBEAMS - LATTIAPALKIT - GOLVBJÄLKAR 	15	43x70	4484
FB4	FLOORBEAMS - LATTIAPALKIT - GOLVBJÄLKAR 	2	43x70	4125
FB6	FLOORBEAMS - LATTIAPALKIT - GOLVBJÄLKAR 	2	43x70	2415
BB11	COUNTERFLOOR HOLDING BOARDS - ROSSIPOHJAA KANNATTELEVAT LAUDAT - BRÄDER SOM HALLER TROSSBOTTEN  IMM	2	18x120	4570
BB12	COUNTERFLOOR HOLDING BOARDS - ROSSIPOHJAA KANNATTELEVAT LAUDAT - BRÄDER SOM HALLER TROSSBOTTEN  IMM	11	18x90	4570
House	P6546-44 Meia 30m2	Material	File	P6546-44 Meia 30m2.dwg
				Sheet 16

Pos	P6546-44 Meia 30m2			Pcs. St.	Profil(e) (mm)	L (mm)
FS2	SLEEPING FLOOR SUPPORTING SLAT - PARVIALATTIA TUKILISTA - LOFTGOLVLIST 			2	43x43	2655
FS1	SLEEPING FLOOR SUPPORTING SLAT - PARVIALATTIA TUKILISTA - LOFTGOLVLIST 			2	43x43	1785
RB5	PURLINS - KATTO-ORRET - TAKASAR 4066 			2	68x190	4582
RB1	PURLINS - KATTO-ORRET - TAKASAR 4066 			2	68x190	4582
RB3	PURLINS - KATTO-ORRET - TAKASAR 4066 			1	68x190	4582
RB6	PURLINS - KATTO-ORRET - TAKASAR 450 2352 			2	68x190	2868
RB2	PURLINS - KATTO-ORRET - TAKASAR 450 2352 			2	68x190	2868
RB4	PURLINS - KATTO-ORRET - TAKASAR 450 2352 			1	68x190	2868
F1	FLOORBOARD - LATTIALAUTA - GOLVBRÄDE		114 or-tai-eller 88	40+1 52+1	28x114 28x88	4060
F2	FLOORBOARD - LATTIALAUTA - GOLVBRÄDE		114 or-tai-eller 88	40+1 52+1	28x114 28x88	2345
L1	LOFT BOARD - PARVIALATTIA - LOFTGOLV		114 or-tai-eller 88	21+1 28+1	18x114 18x88	4485
R1	ROOFBOARD - KATTOLAUTA - TAKBRÄDE		114 or-tai-eller 88	132+2 172+2	18x114 18x88	2900
FF1	SKIRTING SLAT - LATTIALISTA - GOLVLIST				18x35	49m
GB1	GABLE BOARD - KAAPELILAUTA - GAVELBRÄDA			4	18x120	2950
GS1	BOARD MATCHING WITH GABLE BOARD - KAAPELILAUTA VASTAVA LAUTA - BRÄDA OVANPÅ GAVELBRÄDA			4	18x70	2950
EB1	EAVE BOARD - RÄYSTÄSLAUTA - TAKFOTBRÄDE			4	18x120	3725
ES1	EAVE SLAT - RÄYSTÄSLISTA - TAKFOTLIST			4	30x40	3725
DB1	DECORATIVE - KORISTE - PRYDNADS			2	18x90	200
CDB1	CORNER DECORATION BOARD - HÖRN DEKORATION BRÄDE			14	18x120	2790
CDB2	CORNER DECORATION BOARD - HÖRN DEKORATION BRÄDE			12	18x90	2790
CDB3	CORNER DECORATION BOARD - HÖRN DEKORATION BRÄDE			15	18x70	2790
CB1	COVERING BOARD - PEITELAUTA - HYLLBRÄDA			1	18x120	2300
SB1	SUPPORT BOARD - TUKILAUTA - KONSOL			2	28x85	80
SJ1	SCREW JOINT - KIERRETANKO - GÄNGSTAPP			6	M10	2750
RCM	ROOFBEAMS CONNECTING METAL - METALL FÖR SAMMANFOGNING AV TAKASAR - KATTO-ORRE YHTEENLITYSMETALLT			5	∅6.0	200
WCM	WALLBEAMS CONNECTING METAL - METALLPLATTA FÖR SAMMANFOGNING AV VÄGGEN BALKAR - SEINÄPALKKEJA METALLISET YHTEENLIITYMISLAATAT			4	25	25
House	P6546-44 Meia 30m2		Material	File	P6546-44 Meia 30m2.dwg	
				Sheet	17	

Pos	P6546-44 Meia 30m2		Pcs. St.	Profil(e) (mm)	L (mm)
	NUT-MUTTERI-NÖT FOR-VARTEN-FÖR	SJ1		6	M10
	NAILS-NAULAT-SPIKAR FOR-VARTEN-FÖR	FF1		110	Ø2.0 40
	NAILS-NAULAT-SPIKAR FOR-VARTEN-FÖR	F1, F2, L1, R1, BBI1, BBI2		1700	Ø2.5 60
	SCREWS-RUUVIT-SKRUVAR FOR-VARTEN-FÖR	WCM, CDB3		100	Ø3.5 35
	SCREWS-RUUVIT-SKRUVAR FOR-VARTEN-FÖR	GB1, GS1, EB1, ES1, DB1, CB, CDB1, CDB2		320	Ø4.5 50
	SCREWS-RUUVIT-SKRUVAR FOR-VARTEN-FÖR	FS1, FS2, LB1, SB		50	Ø4.5 70
	SCREWS-RUUVIT-SKRUVAR FOR-VARTEN-FÖR	003, 013, 020, 022, 042 FB1, FB2, FB3, FB4, FB5, FB6		80	Ø4.5 90
	SCREWS-RUUVIT-SKRUVAR FOR-VARTEN-FÖR	FB2, FB4, FB6		60	Ø5.0 120
	SCREWS-RUUVIT-SKRUVAR FOR-VARTEN-FÖR	RB1, RB2, RB3, RB4, RB5, RB6		20	Ø6.0 160
LD1	LADDER-TIKAPUUT-STEGE			1	500 2385
D1	DOOR-OVI-DÖRR (1x right-oikea-höger; 1x left-jäljellä-vänster) ORT_LYK	P+V	   	1+1 2 2 2	2000 2100
					
D2	DOOR-OVI-DÖRR (1x right-oikea-höger; 1x left-jäljellä-vänster) AST	P+V	  	1+1 2 2	900 1990
					
House	P6546-44 Meia 30m2		Material	File	P6546-44 Meia 30m2.dwg
				Sheet	18

Pos	P6546-44 Meia 30m2		Pcs. St.	Profil(e) (mm)	L (mm)
W1	WINDOW-IKKUNAN-FÖNSTER ORT_ST_SU 	  	P 3 3 3 3	1100	640
W2	WINDOW-IKKUNAN-FÖNSTER (right-oikea-höger) ORT_ST 	  	P 1 1 1 1	640	640
W3	WINDOW-IKKUNAN-FÖNSTER ORT_ST_SU 	  	1 1 1 1	765	640
FL1	FRAME AROUND LOFT ENTRANCE 		1	1190	780
House	P6546-44 Meia 30m2	Material	File	P6546-44 Meia 30m2.dwg	Sheet 19

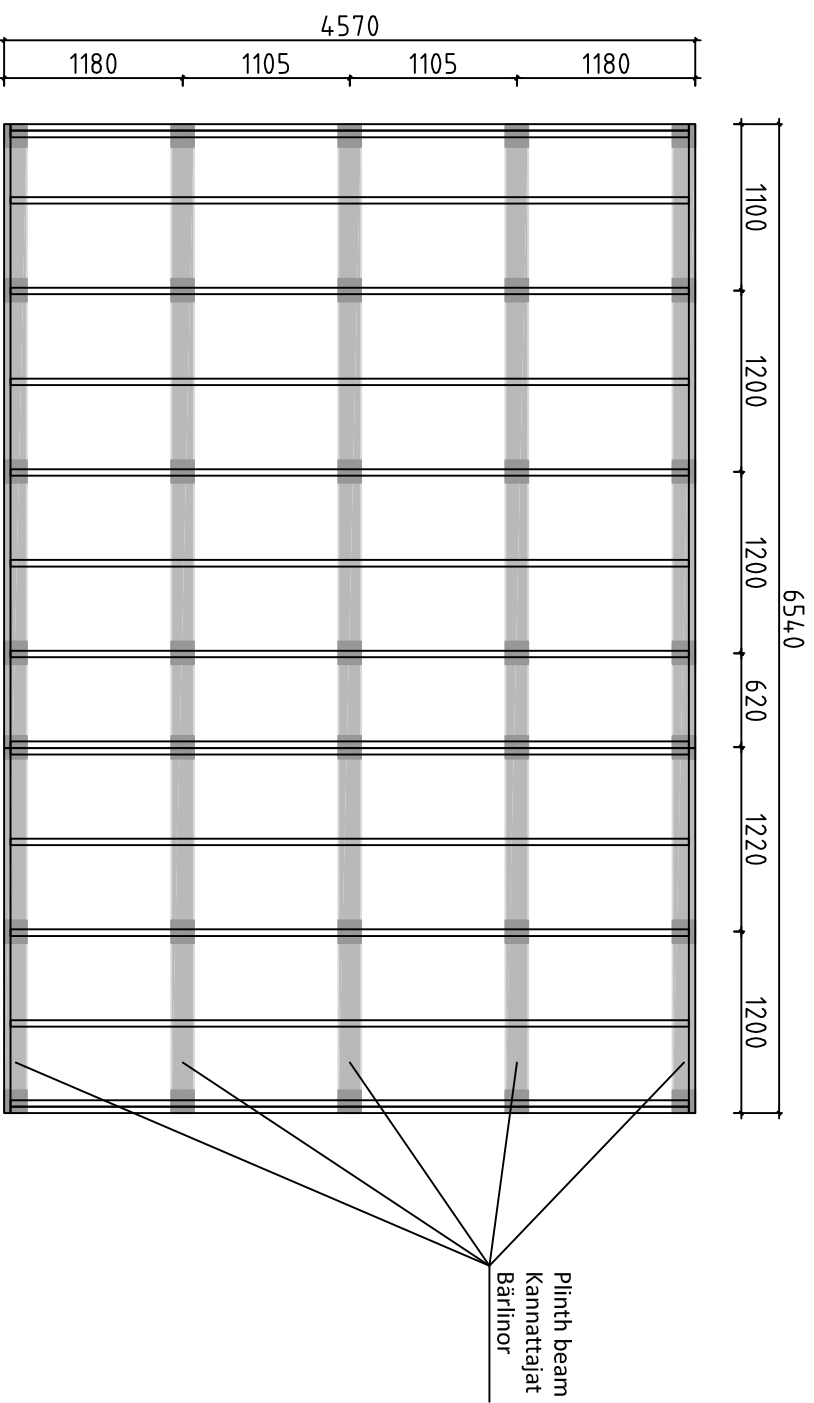


Detta är ett förslag för hur man kan placera plintarna (100-200 mm i diameter) för golvbjälklaget. Golvbjälkarna är med i byggsatsen, men inte plintarna. Använder man exempelvis 500-600mm långa murblock så kan man halvera antalet punkter. Lägg fuktskyddande papp mellan betong och trä

Tämä on ehdotus siltä, miten (100-200 mm läpimitäiset) jalat voidaan sijoittaa alapohjaa varten. Lattiapalkit ovat rakennussarjassa, mutta jalat ei ole. Kun käytetään esimerkiksi 500-600 mm pitkiä harkkoja, voidaan pisteiden määrä puolitaa. Aseta betonin ja puun väliin kosteudelta suojava pahvi

A proposal for placing plinths (100-200 mm in diameter) for floor beams. Floor beams are provided in the kit but plinths are not included. For example, by using 500-600 mm long masonry units, one can reduce the number of points 50%. Place cardboard between the concrete and wood to protect from moisture

House	P6546-44 Meia 30m2	Sheet	20
Drawing	FOUNDATION PLAN - PLINTPLAN	Scale	1:50
Material		Date	22.01.2020
Drawer	RP	File	P6546-44 Meia 30m2 Foundation.dwg



Förslag på alternativ plintplan med bärlnor och plintar. Bärlnor 45x95 eller 45x120 och plintar ca 100-200 mm i diameter. (Bärlnor och plintar ingår ej i leveransen). Används exempelvis murblock, (ingår ej i leveransen) istället för plintar, kan man lägga bärlnorna platt mot dessa och på det sättet minska höjden på konstruktionen. I denna konstruktion kan man dessutom lägga en "boardskiva" mellan bärlnorna och golvbjälkarna och på det sättet bära upp bjälklagsisoleringen. Lagg fuktskyddande papp mellan betong och trä

Endotus valtoehtoistsesta jalustasta kannattajilla ja jalloilla. Kannattajat 45x95 tai 45x120 ja jalat läpimitataan n. 100-200 mm (kannattajat ja jalat ei ole toimituksessa). Käytettäessä esimerkiksi harkkoja (ei kuulu toimitukseen) jalkojen sijasta, voi kannattajat asettaa lappeelleen nitä vasten ja sillä tavoin vähentää rakenteen korkeutta. Tässä rakenteessa voi lisäksi asettaa levyä kannattajien ja lattiapalkkien väliin ja sillä tavoin kannattaa alapohjan eristystä. Aseta betonin ja puun väliin kosteudelta suojaava pähvi

A proposal for alternative plinth beam layout plan. Plinth beams 45x95 or 45x120 and plinths ca 100-200 mm in diameter (plinth beams and plinths are not included in the kit). For example, by using masonry units (not included in the kit) instead of plinths, one can lay plinth beams flat against the masonry units and in that way reduce the height of the structure. In this construction one can also add "plywood board" between plinth beams. Place cardboard between the concrete and wood to protect from moisture

House	P6546-44 Meia 30m2	Sheet	21
Drawing	FOUNDATION PLAN - PLINTPLAN	Scale	1:50
Material		Date	22.01.2020
Drawer	RP	File	P6546-44 Meia 30m2 Foundation.dwg

#001	3	6750	1
#002	1,3	6750	15
#003	1	6750	1
#004		6750	1
#005	A,C	4780	5
#006	B,C	4780	18
#007	B	4780	1
#008	A	4780	1
#009	1,3	4582	2
#010	3	4582	1
#011	1	4582	1
#012	3	4356	10
#013	3	4356	1
#014	A	4132	1
#015	1,3	2868	2
#016	3	2868	1
#017	1	2868	1
#018	A	2819	1
#019	A,B,C	2693	3
#020	2	2640	1
#021	2	2640	16
#022	2	2640	1
#023	3	2481	5
#024	A	2386	16
#025	C	2003	2
#026	C	2003	4
#027	B	1790	2
#028	B	1790	6
#029	C	1679	2
#030	1	1516	5
#031	B	1466	2
#032	A,B,C	1380	3
#033	B	1372	15
#034	A,B,C	1253	3
#035	C	1023	2
#036	1	995	5
#037	B	810	2
#038	B	794	30
#039	1,3	765	10
#040	1	604	5
#041	3	384	15
#042	3	384	1
#043	A	384	16
#044	A,B,C	237	18