

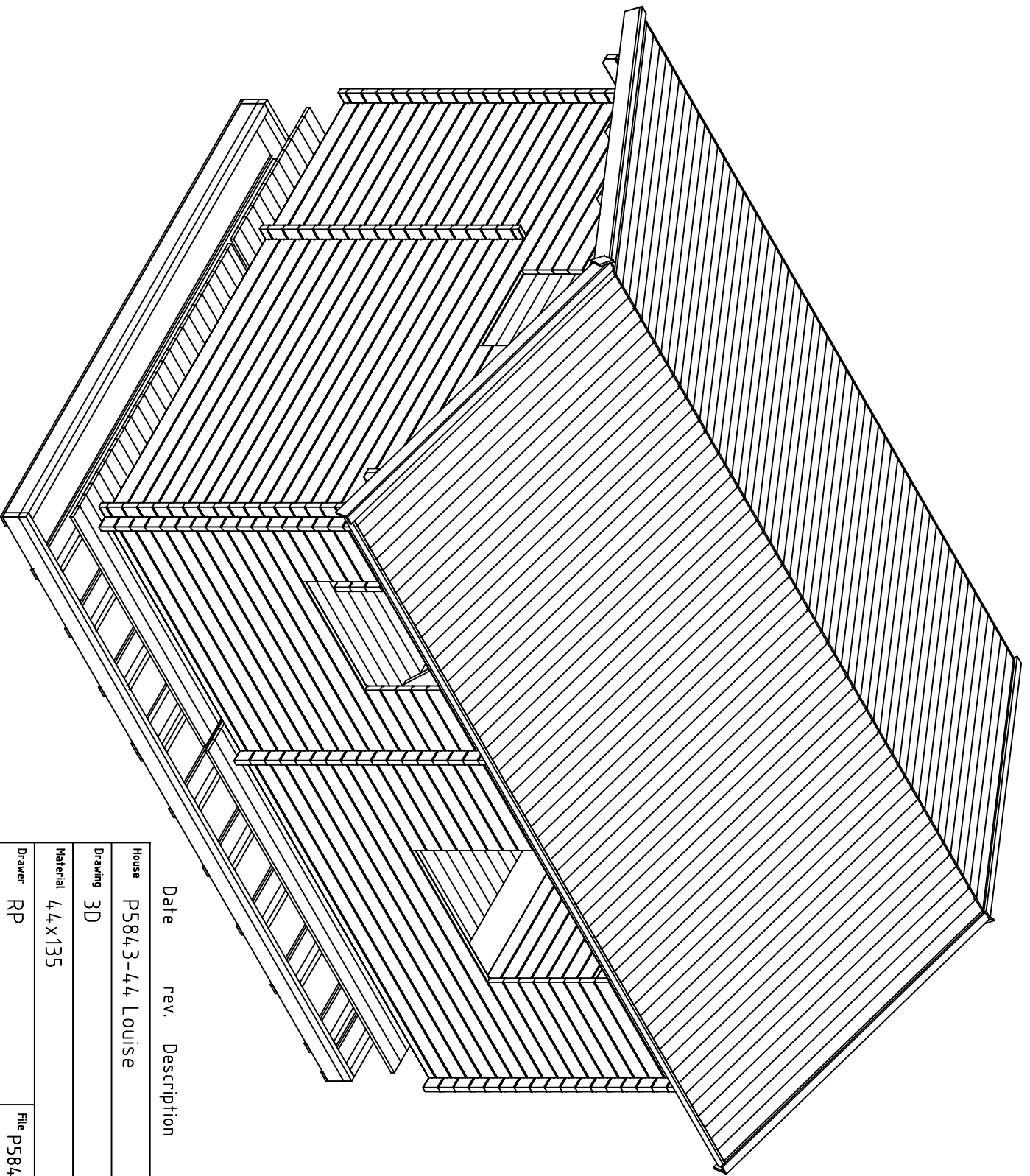
Date	rev.	Description
------	------	-------------

House	P584.3-4.4	Louise	Sheet	1
-------	------------	--------	-------	---

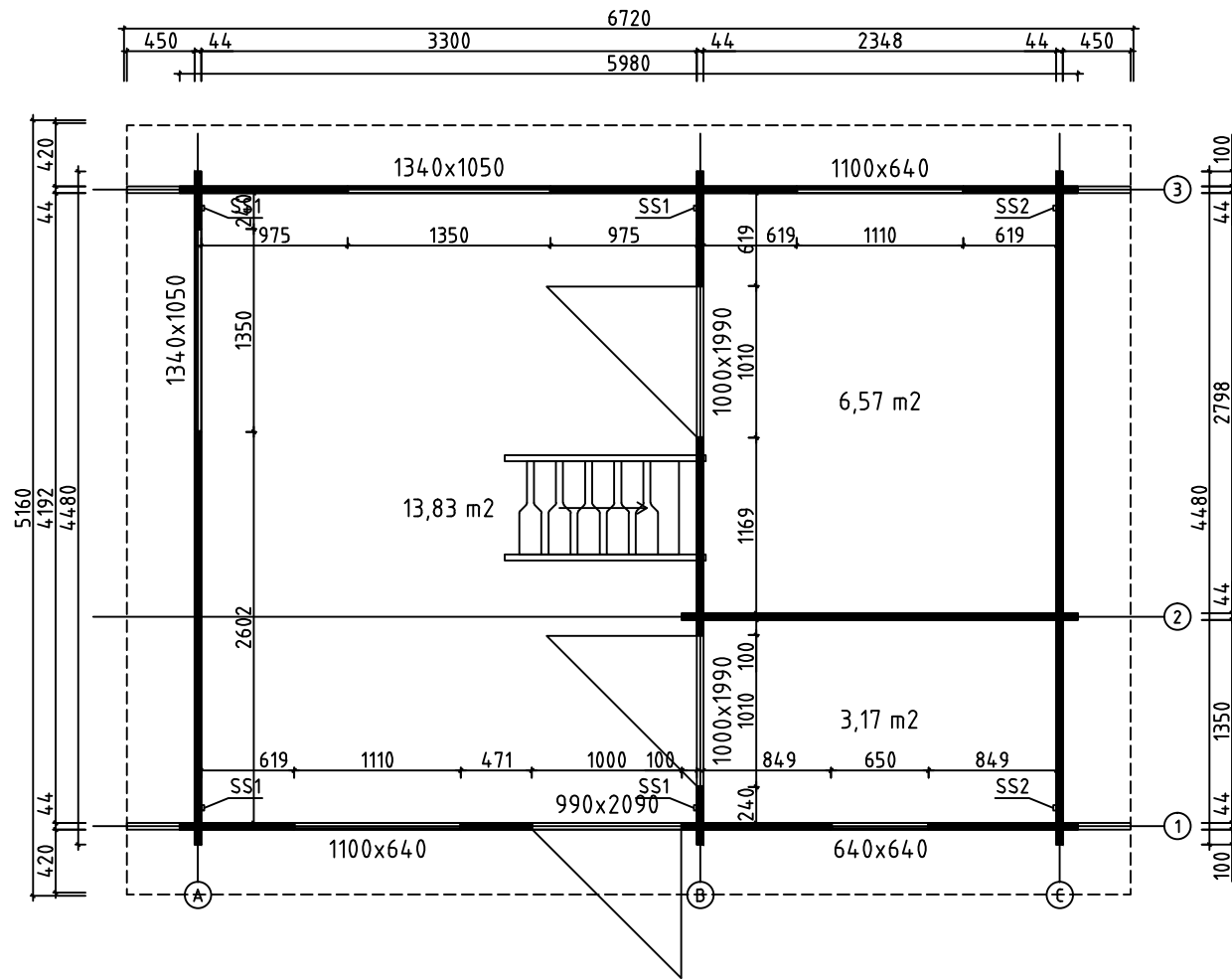
Drawing	3D	Scale	
---------	----	-------	--

Material	4.4x135	Date	05.01.2017
----------	---------	------	------------

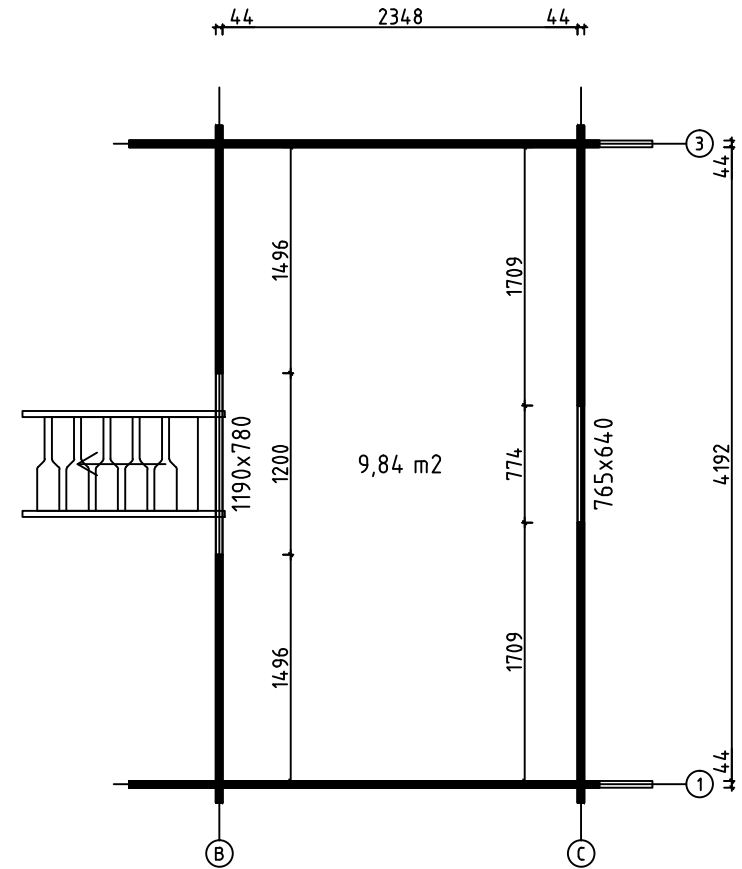
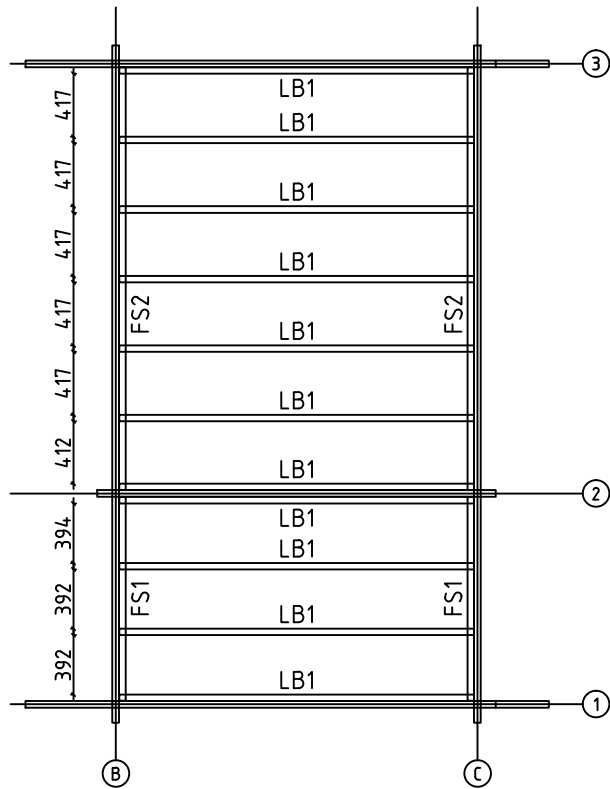
Drawer	RP	File	P584.3-4.4, Louise 3D.dwg
--------	----	------	---------------------------



Date	rev.	Description	Sheet
		House P5843-44 Louise	2
		Drawing 3D	Scale
		Material 4,4x135	Date 05.01.2017
		Drawer RP	File P5843-44 Louise 3D.dwg

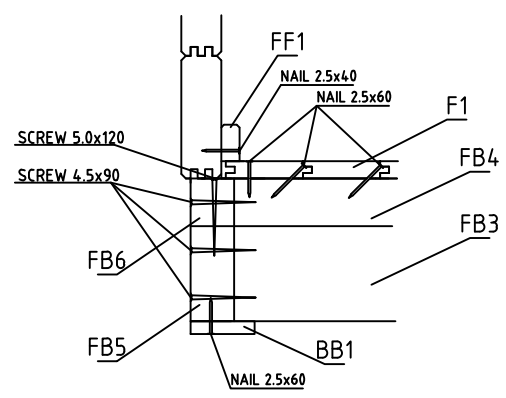
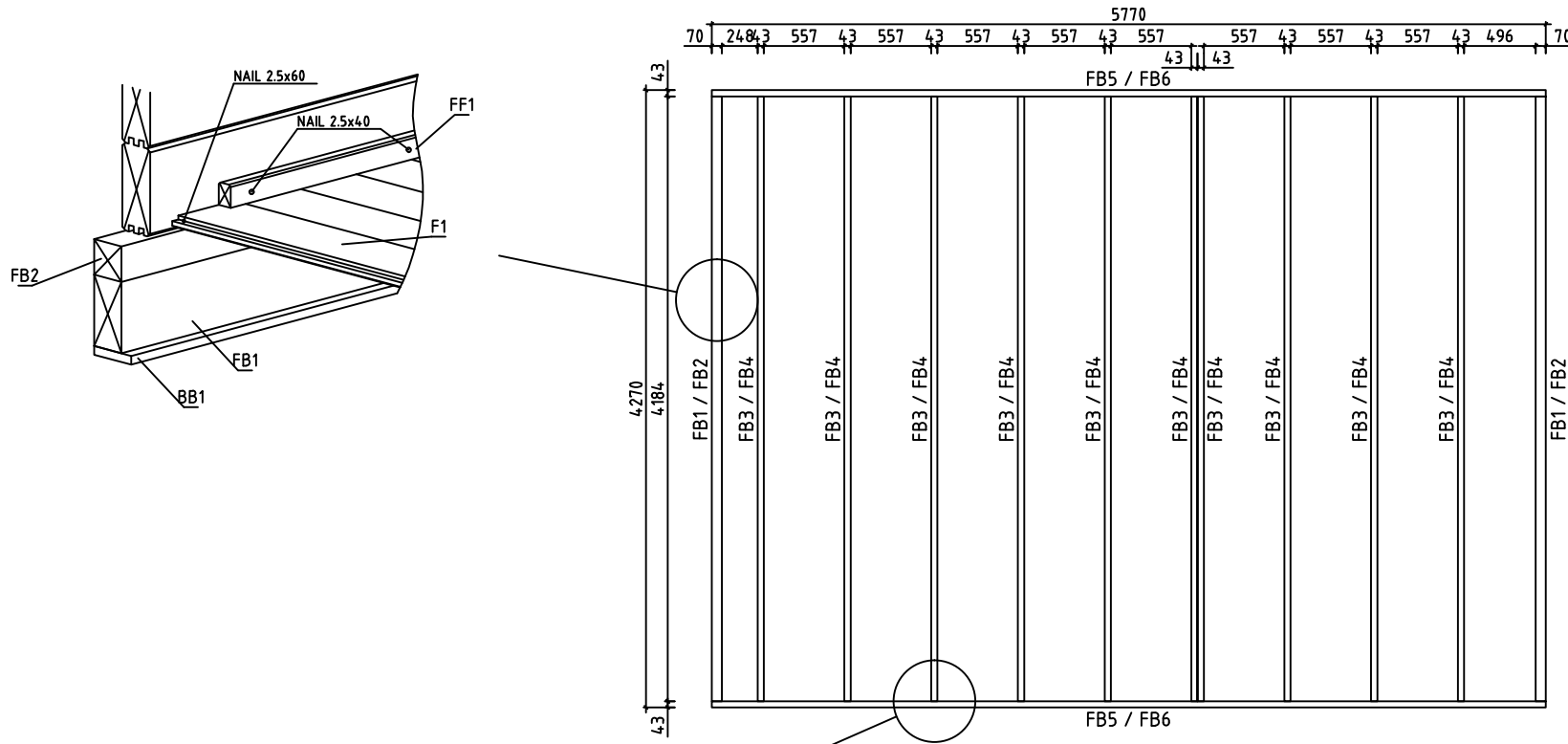


House	P5843-44 Louise	Sheet	3
Drawing	PLAN-SUUNNITELMA-PLANEN	Scale	1:50
Material	44x135	Date	05.01.2017
Drawer	RP	File	P5843-44 Louise.dwg




LOFT FLOOR BEAMS - PARVIA LATTIAPALKIT - LOFT GOLVBJÄLKAR

House	P5843-44 Louise	Sheet	4
Drawing	LOFT FLOOR - PARVIA LATTIA - LOFT GOLV	Scale	1:50
Material	43x43, 43x140 44x135	Date	05.01.2017
Drawer	RP	File	P5843-44 Louise.dwg




House	P5843-44 Louise	Sheet	5
Drawing	FLOORBEAMS-LATTIAPALKIT-GOLVBJÄLKAR	Scale	1:50
Material	70x140, 70x70, 43x140, 43x70	Date	05.01.2017
Drawer	RP	File	P5843-44 Louise.dwg

F1




F2



F2

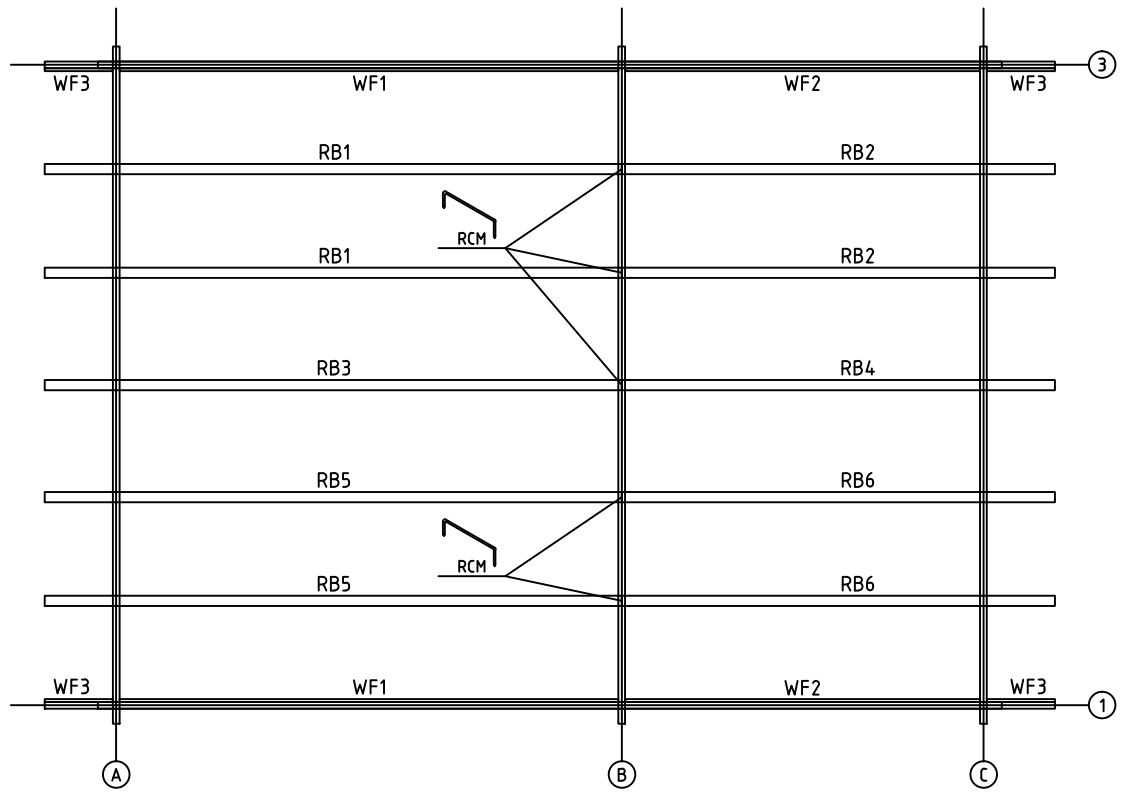
FLOORBOARD-LATTIALAUTA-GOLVBRÄDE

L1

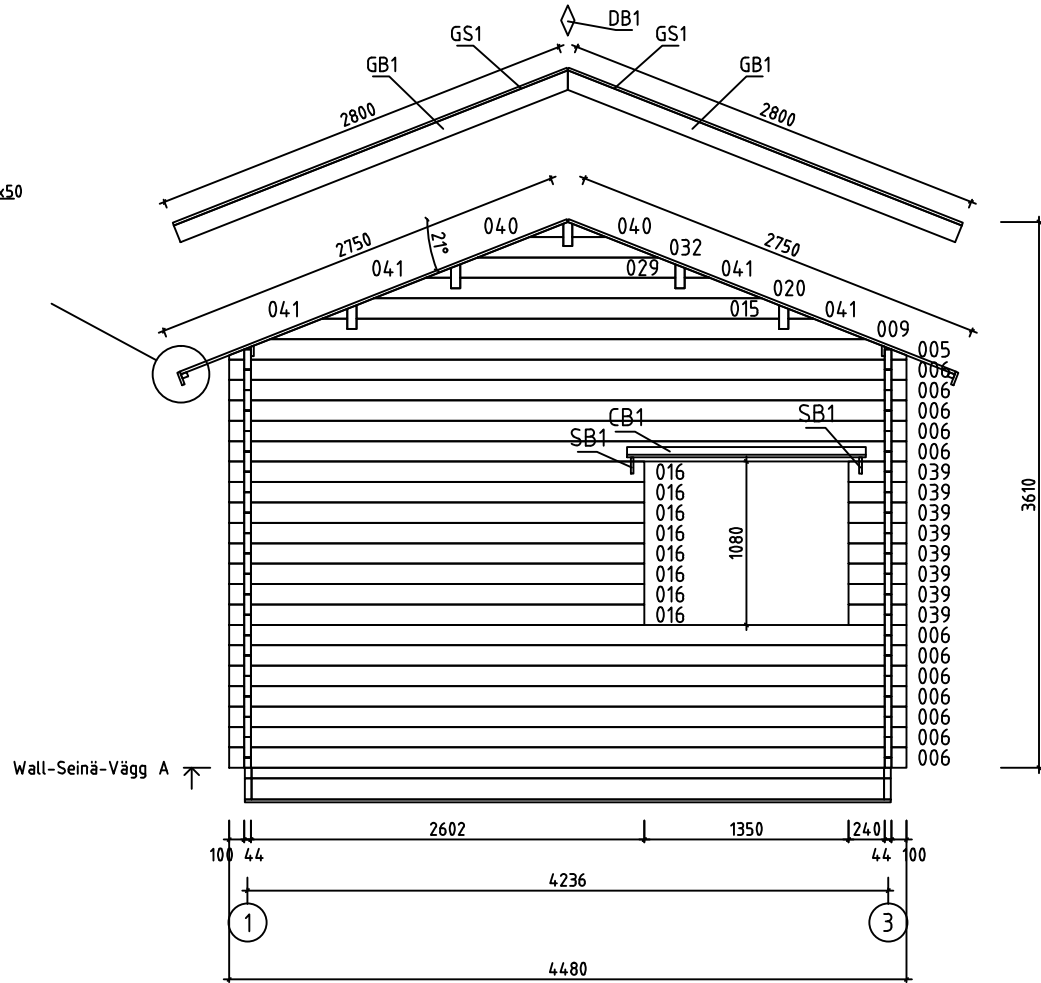
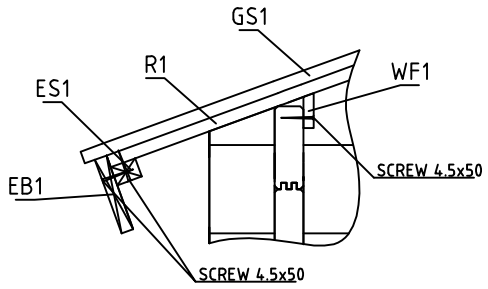


LOFT FLOORBOARD - PARVIA LATTIALATTIA - LOFT GOLVBRÄDE

House	P5843-44 Louise	Sheet	6
Drawing	FLOORBOARD-LATTIALAUTA-GOLVBRÄDE	Scale	1:50
Material	114x28, 114x19	Date	05.01.2017
Drawer	RP	File	P5843-44 Louise.dwg



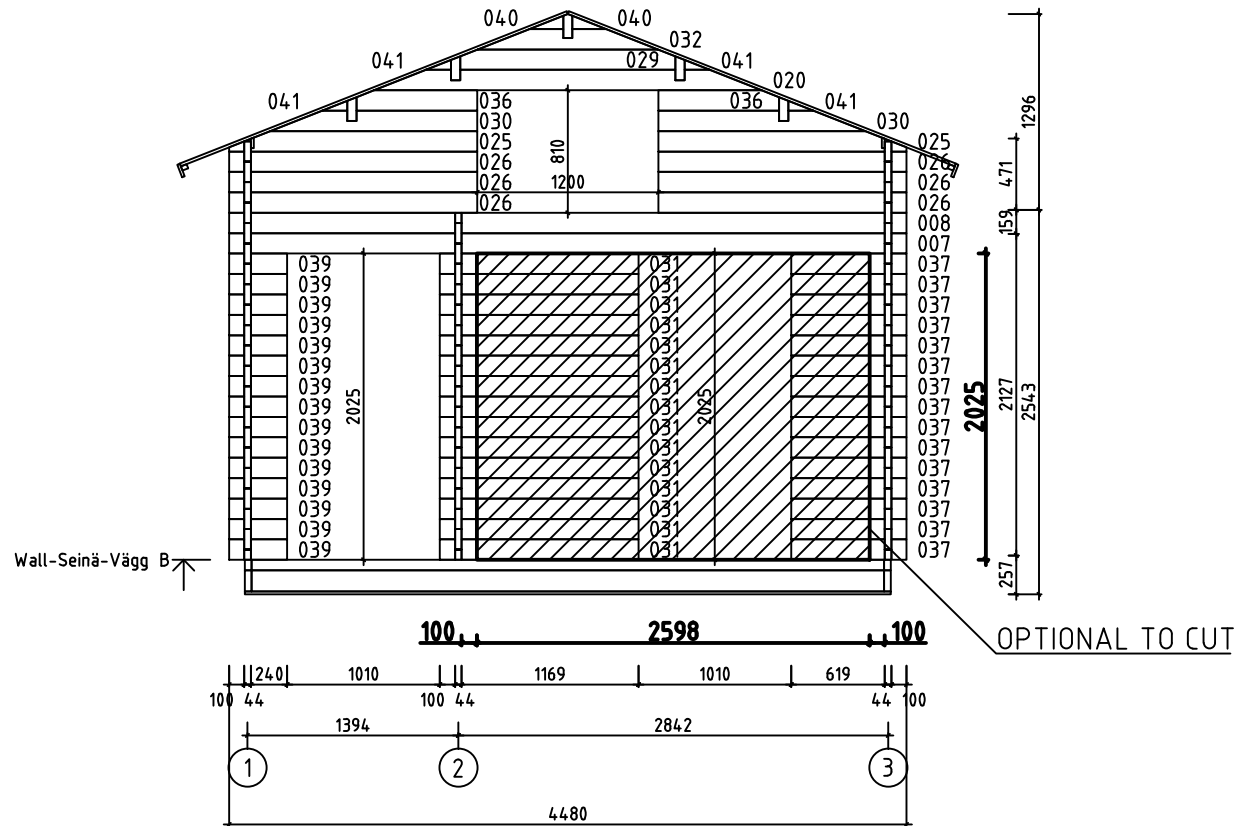
House	P5843-44 Louise	Sheet	7
Drawing	PURLINS-KATTO-ORRET-TAKÅSAR	Scale	1:50
Material	68x190, 19x70	Date	05.01.2017
Drawer	RP	File	P5843-44 Louise.dwg



House	P5843-44 Louise	Sheet	8
Drawing	WALL-SEINÄ-VÄGG A	Scale	1:50
Material	44x135	Date	05.01.2017
Drawer	RP	File	P5843-44 Louise.dwg

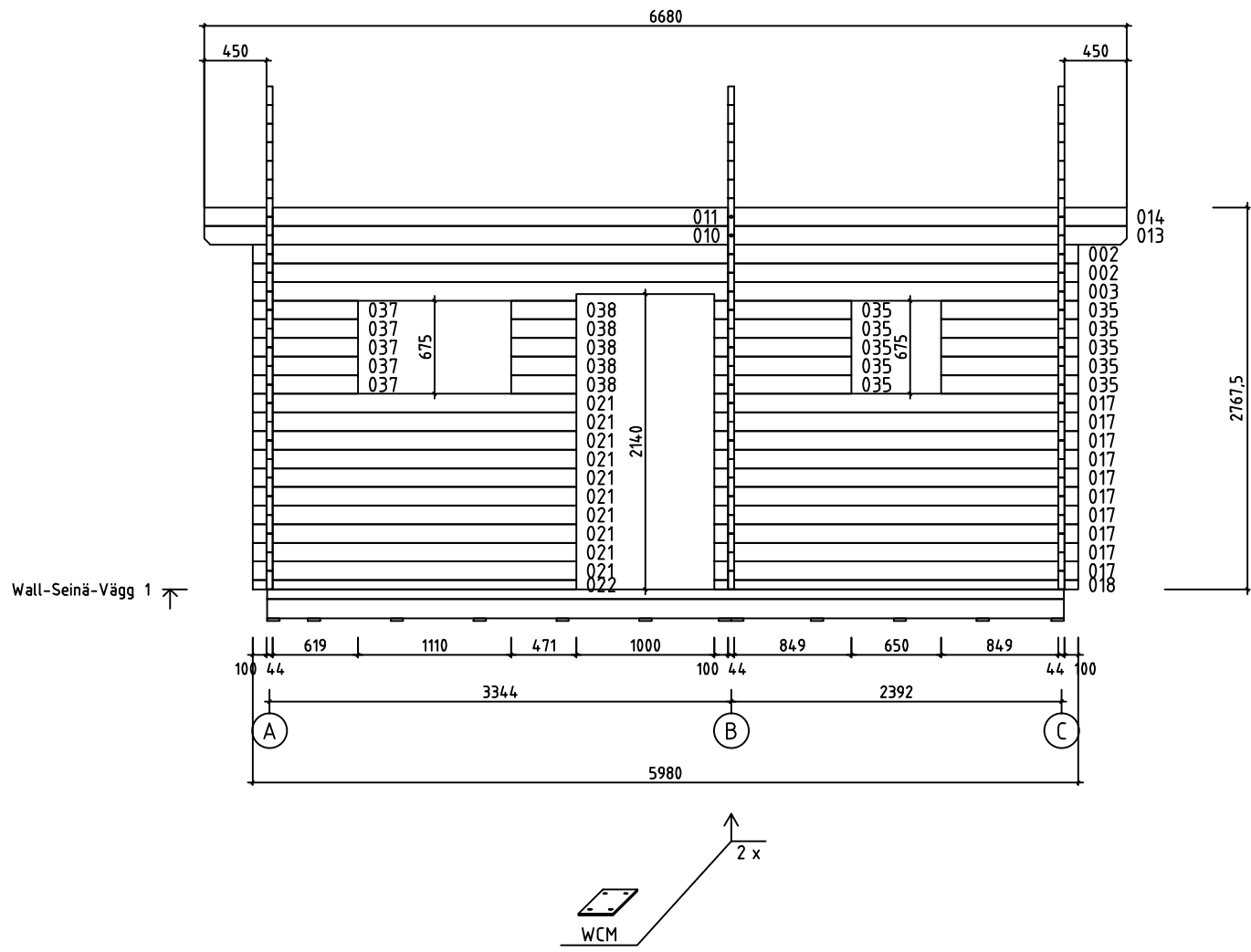




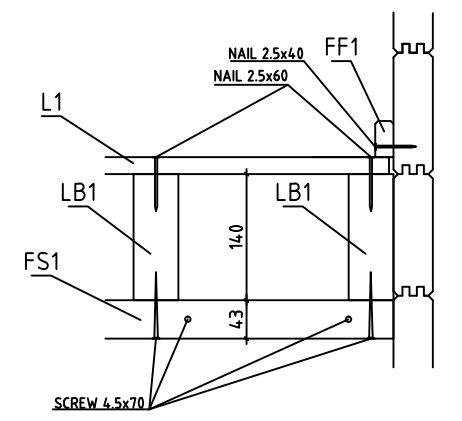
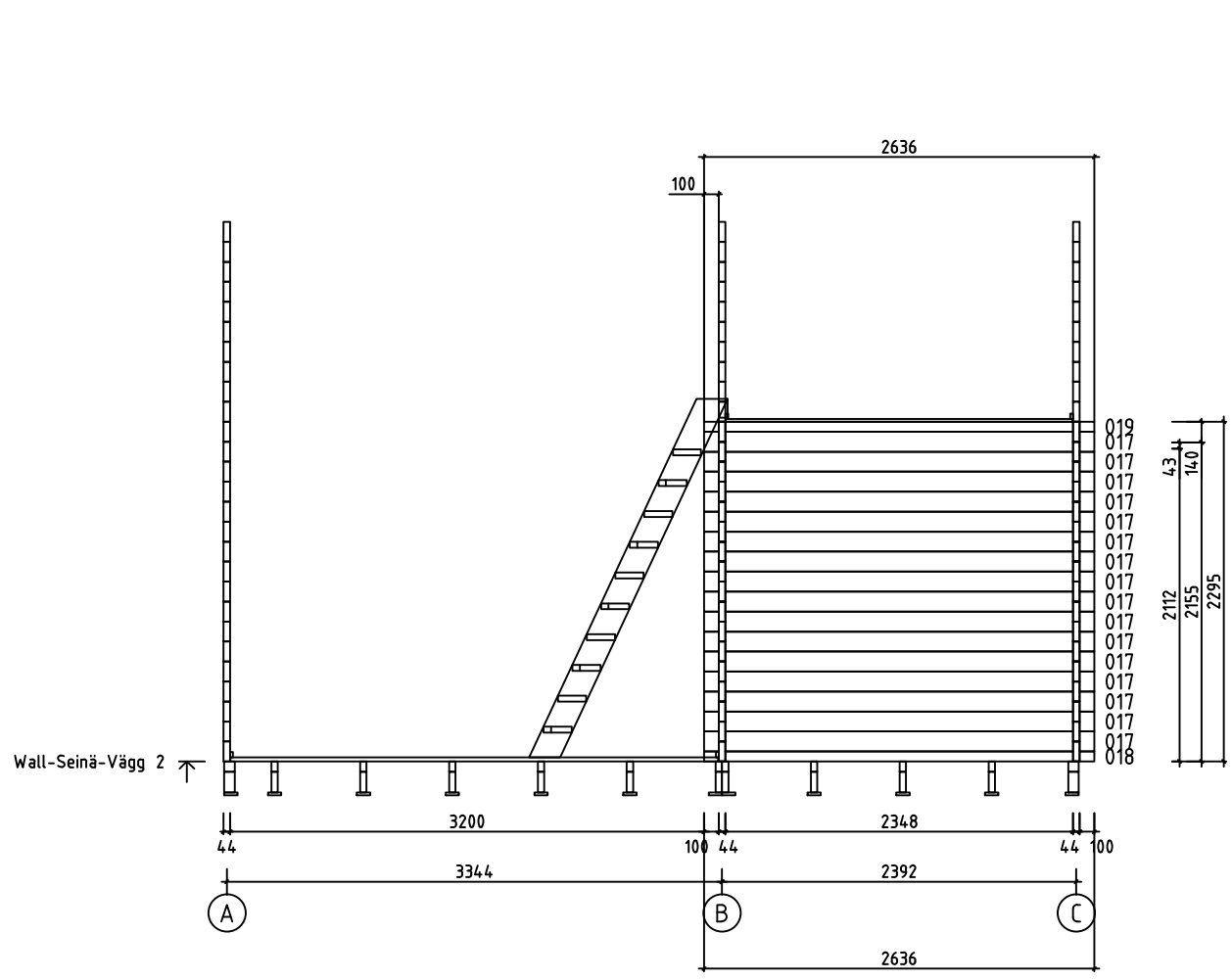


House	P5843-44 Louise	Sheet	9A
Drawing	WALL-SEINÄ-VÄGG B	Scale	1:50
Material	44x135	Date	05.01.2017
Drawer	RP	File	P5843-44 Louise Optional.dwg

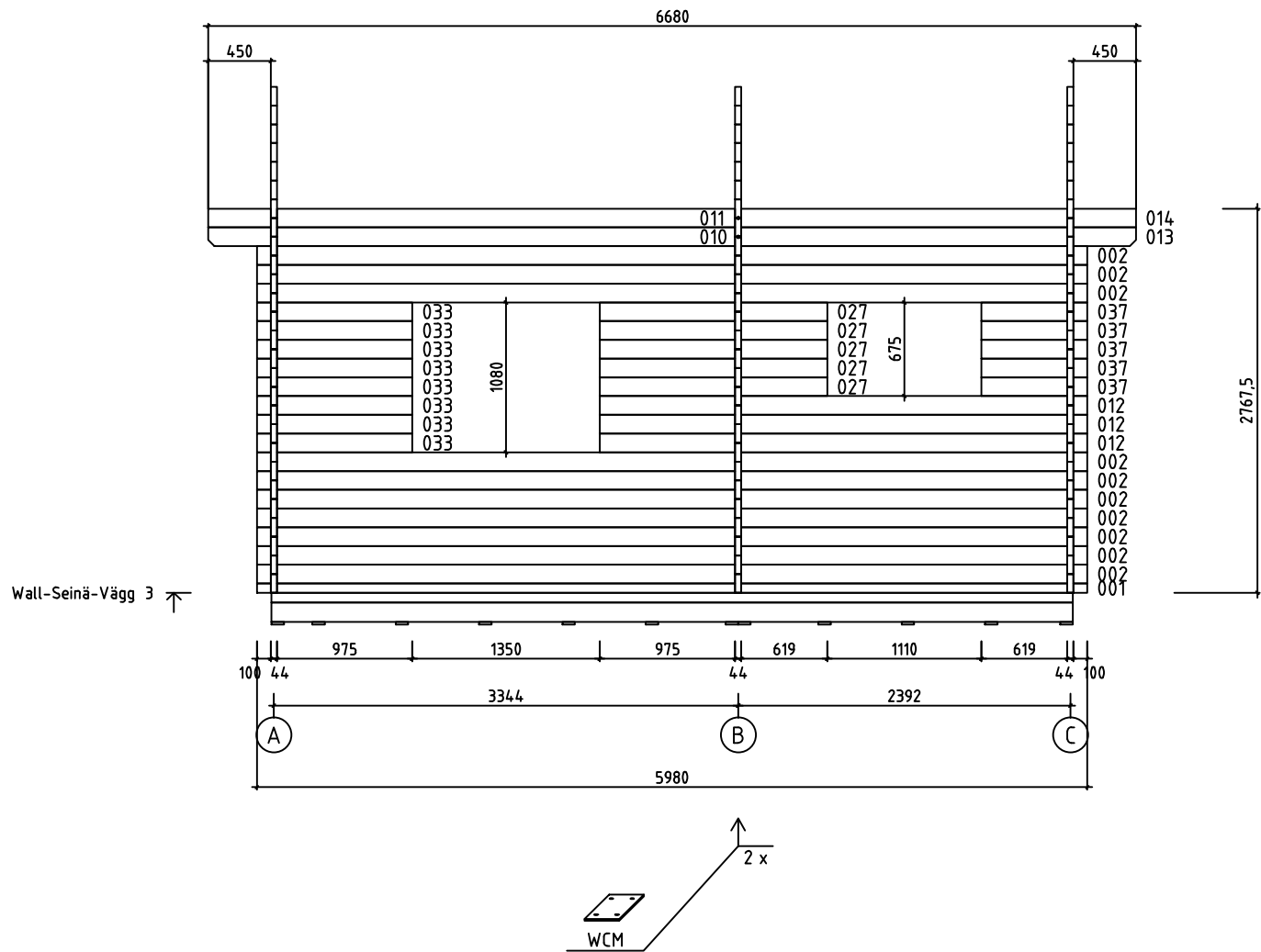




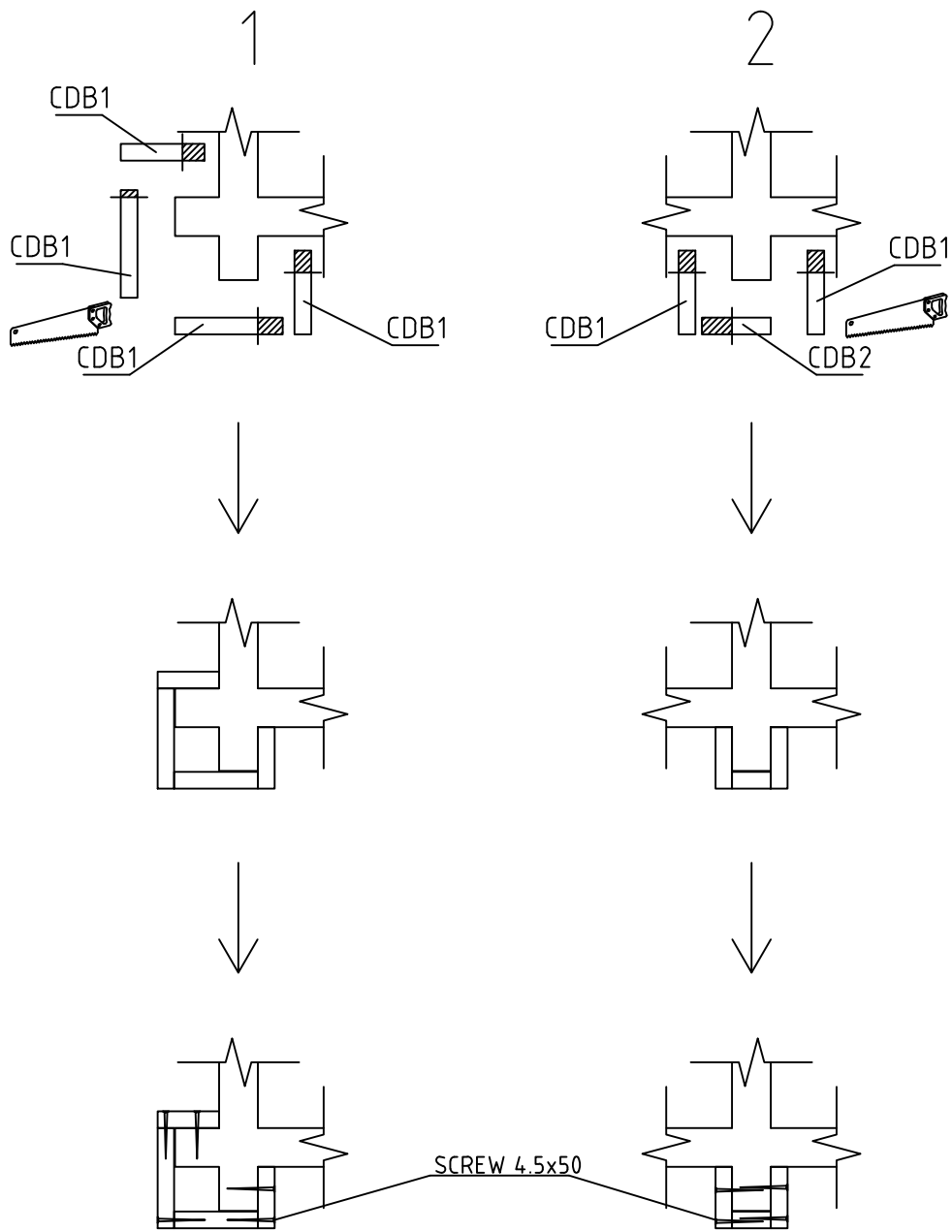
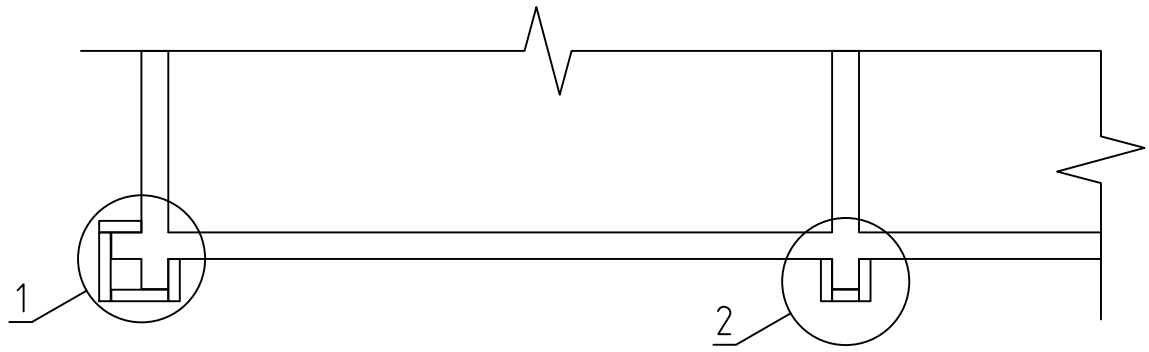
House	P5843-44 Louise	Sheet	11
Drawing	WALL-SEINÄ-VÄGG 1	Scale	1:50
Material	44x135	Date	05.01.2017
Drawer	RP	File	P5843-44 Louise.dwg





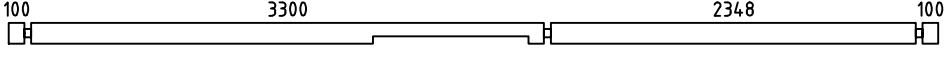


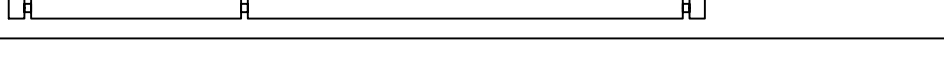



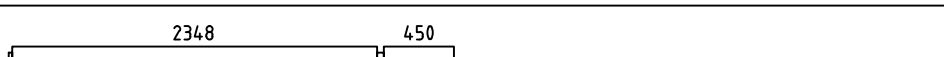





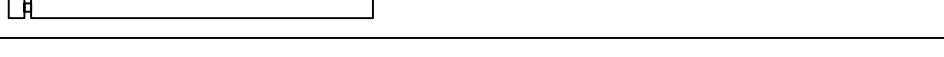

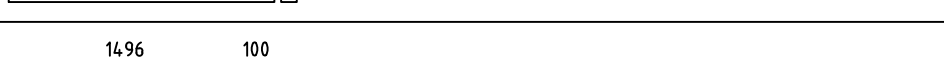






House	P5843-44 Louise	Sheet	12
Drawing	WALL-SEINÄ-VÄGG 2	Scale	1:50
Material	44x135	Date	05.01.2017
Drawer	RP	File	P5843-44 Louise.dwg





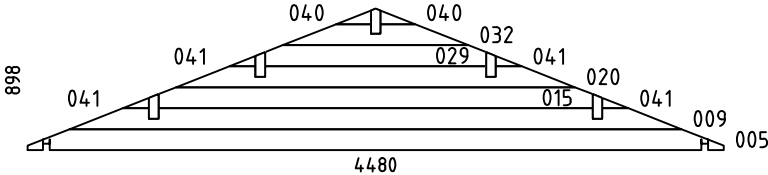
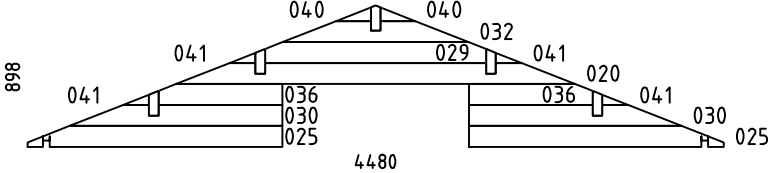
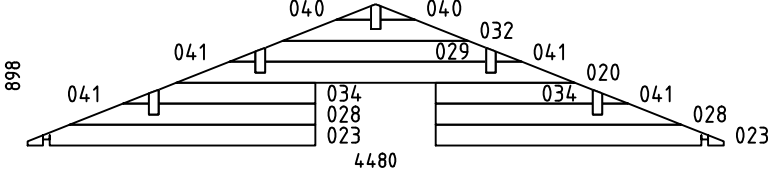






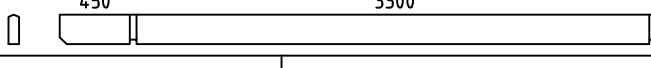
House	P5843-44 Louise	Sheet	13
Drawing	WALL-SEINÄ-VÄGG 3	Scale	1:50
Material	44x135	Date	05.01.2017
Drawer	RP	File	P5843-44 Louise.dwg



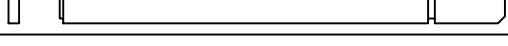





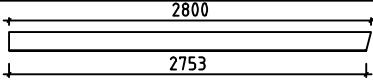



























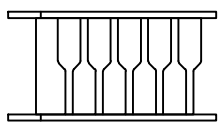
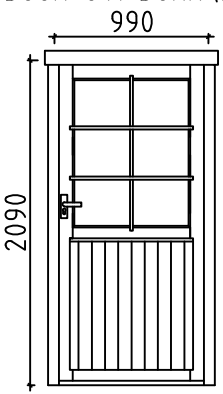
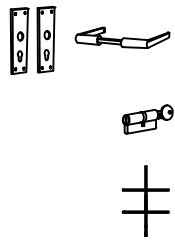
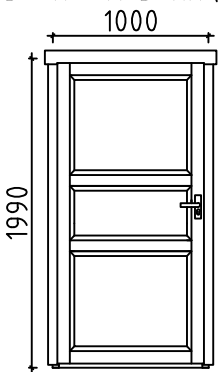
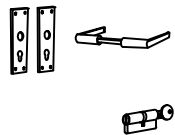
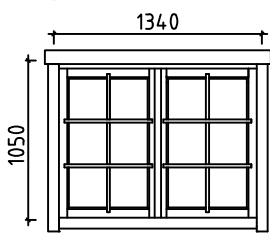
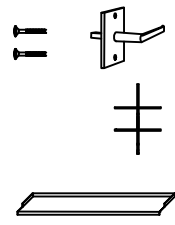
House	P5843-44 Louise	Sheet	14
Drawing	CORNER DECORATION - HÖRN DEKORATION	Scale	1:50
Material		Date	05.01.2017
Drawer	RP	File	P5843-44 Louise.dwg

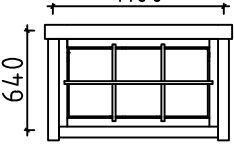
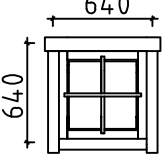
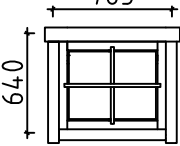
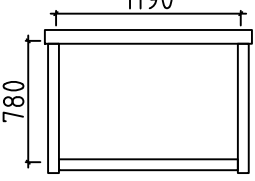
Pos	P5843-44 Louise	Pcs. St.	Profil(e) (mm)	L (mm)
001		1	44x68	5980
002		12	44x135	5980
003		1	44x135	5980
004	SPARE BEAM - VARALLAPALKI - RESERVDEL 	1	44x135	5980
006		13	44x135	4480
007		18	44x135	4480
008		PM 1	44x135	4480
010		2	44x135	3816
011		PM 2	44x135	3816
012		3	44x135	3511
013		2	44x135	2864
014		PM 2	44x135	2864
016		8	44x135	2746
017		26	44x135	2636
018		2	44x68	2636
019		1	44x68	2636
021		10	44x135	2344
022		1	44x68	2344
024		4	44x135	1853
026		6	44x135	1640
027		5	44x135	1638
031		15	44x135	1313
033		8	44x135	1119
035		10	44x135	993
037		25	44x135	763
House P5843-44 Louise		Material	File P5843-44 Louise.dwg	Sheet 15

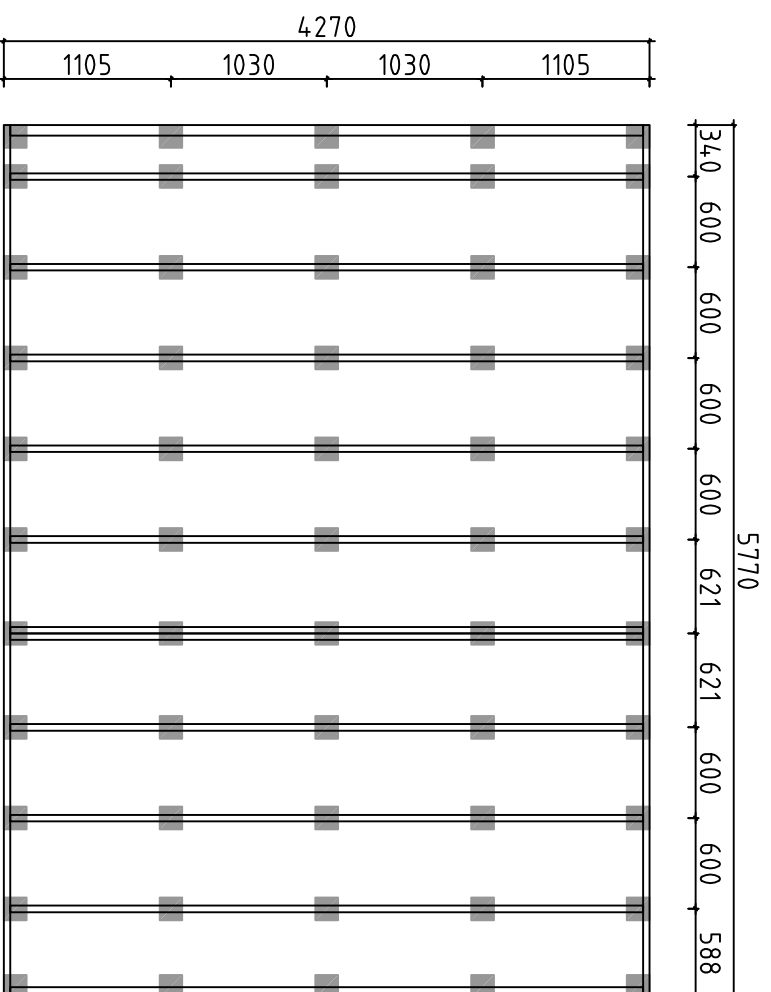


Pos	P5843-44 Louise		Pcs. St.	Profil(e) (mm)	L (mm)
038			5	44x135	471
039			23	44x135	384
WA-1			1	44x898	4480
WB-1			1	44x898	4480
WC-1			1	44x898	4480
HB	HIT BLOCK-ASENNUSPALKI-SLAG BRÄDA		2	44x135	300
LB1	LOFT FLOOR BEAMS-PARVIAPALKIT-LOFTBJÄLKAR		11	43x140	2345
FB1	FLOORBEAMS - LATTIAPALKIT - GOLVBJÄLKAR		2	70x140	4184
FB2	FLOORBEAMS - LATTIAPALKIT - GOLVBJÄLKAR		2	70x70	4184
FB5	FLOORBEAMS - LATTIAPALKIT - GOLVBJÄLKAR		2	43x140	5770
FB3	FLOORBEAMS - LATTIAPALKIT - GOLVBJÄLKAR		10	43x140	4184
FB6	FLOORBEAMS - LATTIAPALKIT - GOLVBJÄLKAR		2	43x70	5770
FB4	FLOORBEAMS - LATTIAPALKIT - GOLVBJÄLKAR		10	43x70	4184
BB1	COUNTERFLOOR HOLDING BOARDS-ROSSIPOHJAA KANNATTELEVAT LAUDAT-BRÄDER SOM HALLER TROSSBOTTEN		12	90x19	4270
FS2	SLEEPING FLOOR SUPPORTING SLAT-PARVIALATTIA TUKILISTA -LOFTGOLVLIST		2	43x43	2795
FS1	SLEEPING FLOOR SUPPORTING SLAT-PARVIALATTIA TUKILISTA -LOFTGOLVLIST		2	43x43	1345
RB5	PURLINS - KATTO - ORRET - TAKASAR		2	68x190	3816
RB1	PURLINS - KATTO - ORRET - TAKASAR		2	68x190	3816
RB3	PURLINS - KATTO - ORRET - TAKASAR		1	68x190	3816
House	P5843-44 Louise	Material	File	P5843-44 Louise.dwg	Sheet 16

Pos	P5843-44 Louise		Pcs. St.	Profil(e) (mm)	L (mm)
RB6		PURLINS - KATTO - ORRET - TAKASAR 2348 450	2	68x190	2864
RB2		PURLINS - KATTO - ORRET - TAKASAR 2348 450	2	68x190	2864
RB4		PURLINS - KATTO - ORRET - TAKASAR 2348 450	1	68x190	2864
F1	FLOORBOARD - LATTIALAUTA - GOLVBRÄDE	 114 or-tai-eller 88	37+1 48+1	114x28 88x28	3295
F2	FLOORBOARD - LATTIALAUTA - GOLVBRÄDE	 114 or-tai-eller 88	37+1 48+1	114x28 88x28	2340
L1	LOFT BOARD - PARVIALATTIA - LOFTGOLV	 114 or-tai-eller 88	21+1 28+1	114x19 88x19	4185
R1	ROOFBOARD - KATTOLAUTA - TAKBRÄDE	 114 or-tai-eller 88	118+2 154+2	114x19 88x19	2750
FF1	SKIRTING SLAT - LATTIALISTA - GOLVLIST			19x35	47 m
GB1	GABLE BOARD - KAAPELILAUTA - GAVELBRÄDA	 2800 2753	4	19x120	2800
GS1	BOARD MATCHING WITH GABLE BOARD-KAAPELILAUTA VASTAVA LAUTA-BRÄDA OVANPÅ GAVELBRÄDA		4	19x70	2800
EB1	EAVE BOARD - RÄYSTÄSLAUTA - TAKFOTBRÄDE		4	19x90	3340
ES1	EAVE SLAT - RÄYSTÄSLISTA - TAKFOTLIST		4	30x40	3340
DB1	DECORATIVE - KORISTE - PRYDNADS		2	19x90	200
CDB1	CORNER DECORATION BOARD- HÖRN DEKORATION BRÄDE		22	120x19	2790
CDB2	CORNER DECORATION BOARD- HÖRN DEKORATION BRÄDE		3	90x19	2790
WF1	SIDEWALL SKIRTING SLAT-KATTOLISTA-PÄÄDYT -TAKLIST-GAVLAR	 63 70	2	19x70	3296
WF2	SIDEWALL SKIRTING SLAT-KATTOLISTA-PÄÄDYT -TAKLIST-GAVLAR	 63 70	2	19x70	2344
WF3	SIDEWALL SKIRTING SLAT-KATTOLISTA-PÄÄDYT -TAKLIST-GAVLAR	 63 70	4	19x70	448
CB1	COVERING BOARD-PEITELAUTA-HYLLBRÄDA		1	19x120	1580
SB1	SUPPORT BOARD-TUKILAUTA-KONSOL		2	19x79	155
SS1	STORM SLAT-MYRSKY LISTA-OVÄDER SPJÄLA		4	19x35	2700
SS2	STORM SLAT-MYRSKY LISTA-OVÄDER SPJÄLA		2	19x35	2020
RCM	ROOFBEAMS CONNECTING METAL-METALL FÖR SAMMANFOGNING AV TAKASAR-KATTO-ORRE YHTEENLITYSMETALLT		5	∅6	200
WCM	WALLBEAMS CONNECTING METAL-METALLPLATTA FÖR SAMMANFOGNING AV VÄGGEN BALKAR-SEINÄPÄLKKEJÄ METALLISET YHTEENLIITYMISLAATAT		4	25	25
	SCREWS-RUUVIT-SKRUVAR FOR-VARTEN-FÖR SS1, SS2		18	∅6	50
	WASHER-ALUSLAATTA-BRICKA FOR-VARTEN-FÖR SS1, SS2		18	∅6	
House	P5843-44 Louise	Material	File	P5843-44 Louise.dwg	Sheet 17

Pos	P5843-44 Louise			Pcs. St.	Profil(e) (mm)	L (mm)
	NAILS-NAULAT-SPIKAR FOR-VARTEN-FÖR	FF1		110	∅2.0	40
	NAILS-NAULAT-SPIKAR FOR-VARTEN-FÖR	F1, F2, L1, R1, BB1		1600	∅2.5	60
	SCREWS-RUUVIT-SKRUVAR FOR-VARTEN-FÖR	WCM		20	∅3.5	35
	SCREWS-RUUVIT-SKRUVAR FOR-VARTEN-FÖR	GB1, GS1, EB1, ES1, DB1, CB CDB1, CDB2, WF1, WF2, WF3		300	∅4.5	50
	SCREWS-RUUVIT-SKRUVAR FOR-VARTEN-FÖR	FS1, FS2, LB1, SB		50	∅4.5	70
	SCREWS-RUUVIT-SKRUVAR FOR-VARTEN-FÖR	001, 018, 019, 022 FB1, FB2, FB3, FB4, FB5, FB6		70	∅4.5	90
	SCREWS-RUUVIT-SKRUVAR FOR-VARTEN-FÖR	FB2, FB4, FB6		60	∅5.0	120
	SCREWS-RUUVIT-SKRUVAR FOR-VARTEN-FÖR	RB1, RB2, RB3, RB4, RB5, RB6		20	∅6.0	160
LD1	LADDER-TIKAPUUT-STEGE			1	700	2760
D1	D00R-OVI-DÖRR (right-oikea-höger) ORT_ST 		P 	1 1 1	990	2090
D2	D00R-OVI-DÖRR (left-jäljellä-vänster) AST 		V 	2 2	1000	1990
W1	WINDOW-IKKUNAN-FÖNSTER (right-oikea-höger) ORT_ST 		P 	2 4 2	1340	1050
House	P5843-44 Louise		Material	File	P5843-44 Louise.dwg	
				Sheet	18	

Pos	P5843-44 Louise	Pcs. St.	Profil(e) (mm)	L (mm)		
W2	WINDOW-IKKUNAN-FÖNSTER ORT_ST_SU 1100 	2 2 2 2	1100	640		
W3	WINDOW-IKKUNAN-FÖNSTER (right-oikea-höger) ORT_ST 640 	P 1 1 1	640	640		
W4	WINDOW-IKKUNAN-FÖNSTER ORT_ST_SU 765 	1 1 1 1	765	640		
FL1	FRAME AROUND LOFT ENTRANCE 1190 780 	1	1190	780		
House	P5843-44 Louise	Material	File	P5843-44 Louise.dwg	Sheet	19

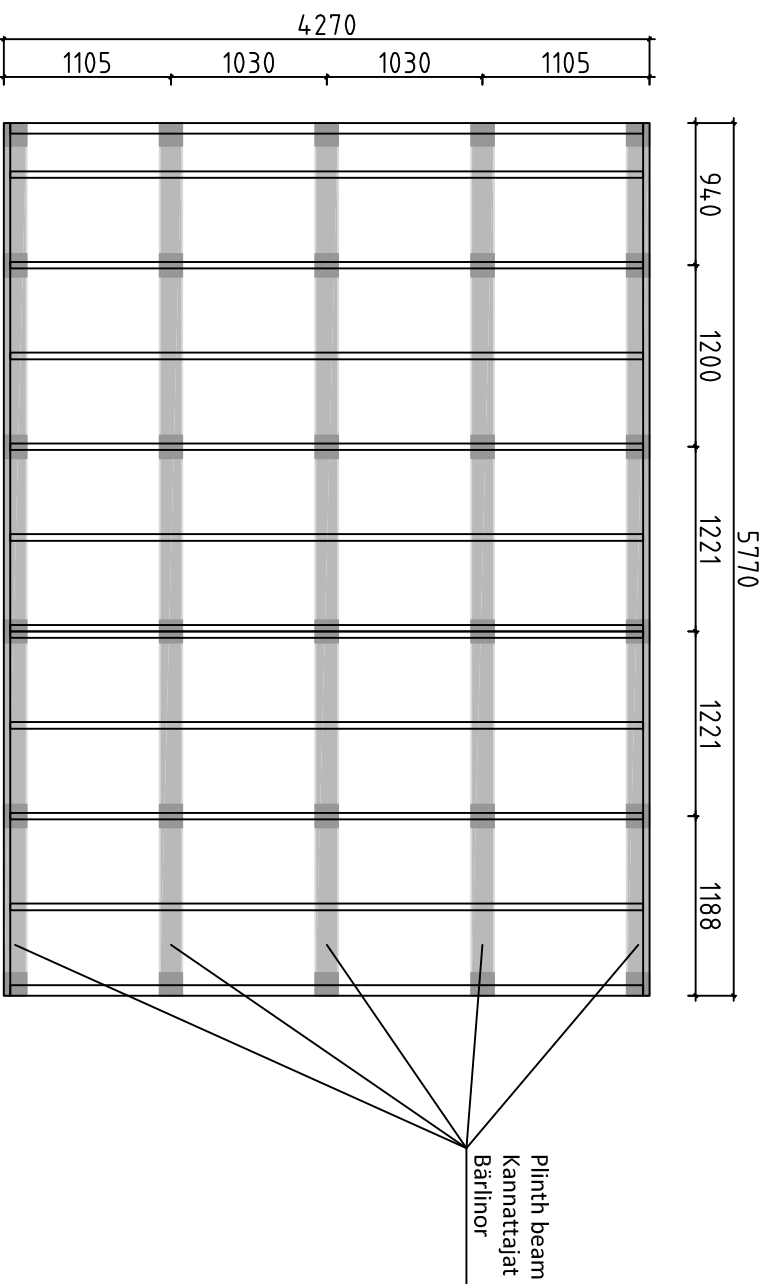


Detta är ett förslag för hur man kan placera plintarna (100-200 mm i diameter) för golvbjälklaget. Golvbjälkarna är med i byggsatsen, men inte plintarna. Använder man exempelvis 500-600mm långa murblock så kan man halvera antalet punkter. Lägg fuktskyddande papp mellan betong och trä

Tämä on ehdotus siitä, miten (100-200 mm läpimittaiset) jalat voidaan sijoittaa alapohjaa varten. Lattiapalkit ovat rakennussarjassa, mutta jalat ei ole. Kun käytetään esimerkiksi 500-600 mm pitkiä harkkoja, voidaan pisteiden määrä puoltaa. Aseta betonin ja puun väliin kosteudelta suojava pahvi

A proposal for placing plinths (100-200 mm in diameter) for floor beams. Floor beams are provided in the kit but plinths are not included. For example, by using 500-600 mm long masonry units, one can reduce the number of points 50%. Place cardboard between the concrete and wood to protect from moisture

House	P5843-44 Louise	Sheet	20
Drawing	PLINTPLAN - FOUNDATION PLAN	Scale	1:50
Material		Date	05.01.2017
Drawer	RP	File	P5843-44 Louise Foundation.dwg



Förslag på alternativ plintplan med bärlnor och plintar. Bärlnor 45x95 eller 45x120 och plintar ca 100-200 mm i diameter. (Bärlnor och plintar ingår ej i leveransen). Används exempelvis murblock, (ingår ej i leveransen) istället för plintar, kan man lägga bärlnorra platt mot dessa och på det sättet minska höjden på konstruktionen. I denna konstruktion kan man dessutom lägga en "boardskiva" mellan bärlnorra och golvbjälkarna och på det sättet bära upp bjälklagsisoleringen. Lagg fuktskyddande papp mellan betong och trä

Endotus valitoehtoista jalustasta kannattajilla ja jalolla. Kannattajat 45x95 tai 45x120 ja jalat läpimitataan n. 100-200 mm (kannattaja ja jalkoja ei ole toimituksessa). Käytettäessä esimerkiksi harkkoja (ei kuulu toimitukseen) jalkojen sijasta, voi kannattajat asettaa lappeelleen niitä vasten ja sillä tavoin vähentää rakenteen korkeutta. Tässä rakenteessa voi lisäksi asettaa levyä kannattajien ja lattiapalkkien väliin ja sillä tavoin kannattaa alapohjan eristystä. Aseta betoniin ja puun väliin kosteudelta suojaava pahvi

A proposal for alternative plinth beam layout plan. Plinth beams 45x95 or 45x120 and plinths ca 100-200 mm in diameter (plinth beams and plinths are not included in the kit). For example, by using masonry units (not included in the kit) instead of plinths, one can lay plinth beams flat against the masonry units and in that way reduce the height of the structure. In this construction one can also add "plywood board" between plinth beams. Place cardboard between the concrete and wood to protect from moisture

House	P5843-44 Louise	Sheet	21
Drawing	PLINTPLAN - FOUNDATION PLAN	Scale	1:50
Material		Date	05.01.2017
Drawer	RP	File	P5843-44 Louise Foundation.dwg

#001	3	5980	1
#002	1,3	5980	12
#003	1	5980	1
#004		5980	1
#005	A	4480	1
#006	A,C	4480	13
#007	B,C	4480	18
#008	B	4480	1
#009	A	3937	1
#010	1,3	3816	2
#011	1,3	3816	2
#012	3	3511	3
#013	1,3	2864	2
#014	1,3	2864	2
#015	A	2795	1
#016	A	2746	8
#017	1,2	2636	26
#018	1,2	2636	2
#019	2	2636	1
#020	A,B,C	2565	3
#021	1	2344	10
#022	1	2344	1
#023	C	1853	2
#024	C	1853	4
#025	B	1640	2
#026	B	1640	6
#027	3	1638	5
#028	C	1582	2
#029	A,B,C	1424	3
#030	B	1369	2
#031	B	1313	15
#032	A,B,C	1194	3
#033	3	1119	8
#034	C	1011	2
#035	1	993	10
#036	B	798	2
#037	1,3,B	763	25
#038	1	471	5
#039	A,B	384	23
#040	A,B,C	224	6
#041	A,B,C	168	12