

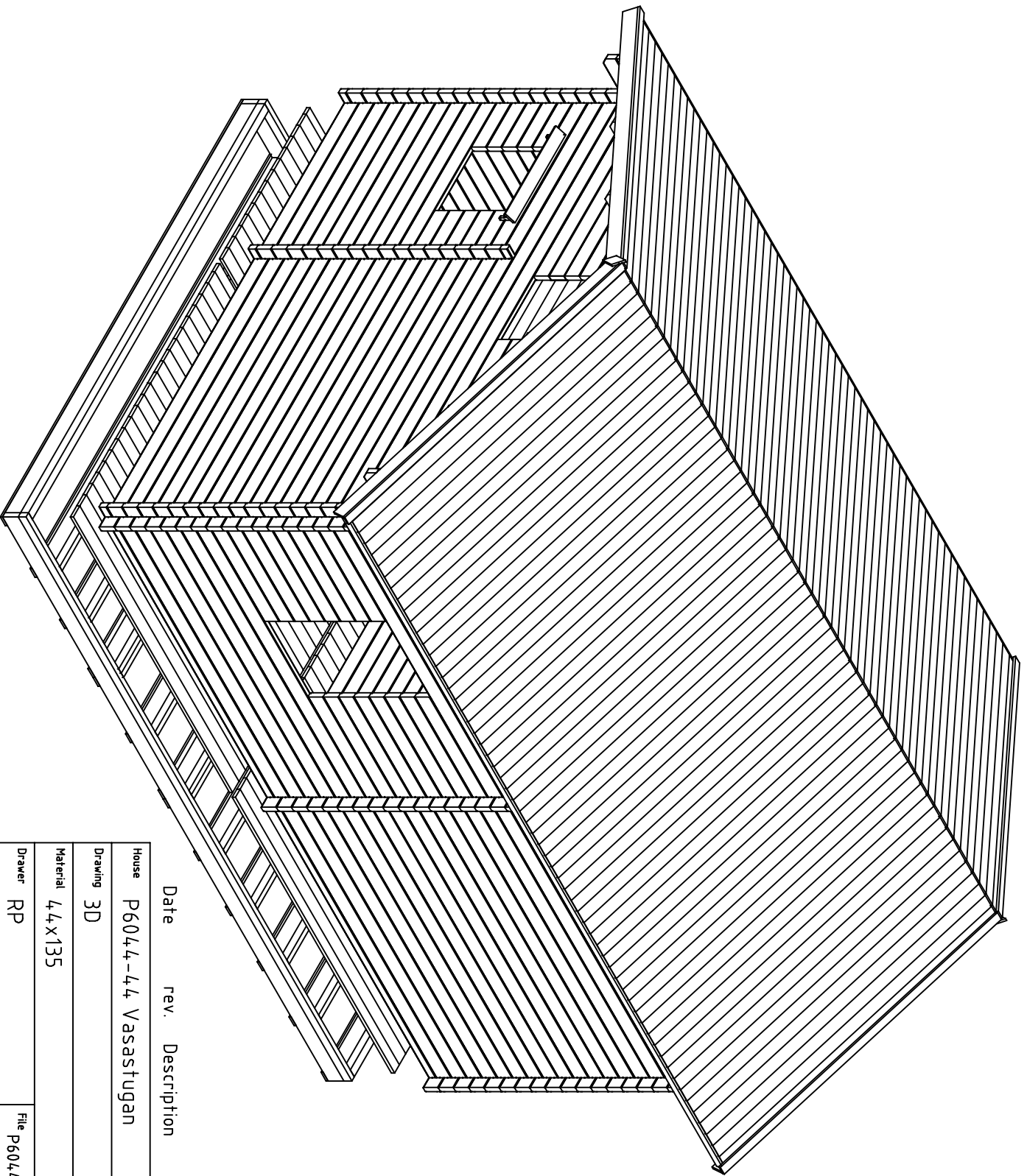
Date rev. Description

House P6044-44 Vasastugan Sheet 1

Drawing 3D Scale

Material 4.4x135 Date 22.04.2016

Drawer RP File P6044-44 Vasastugan 3D.dwg



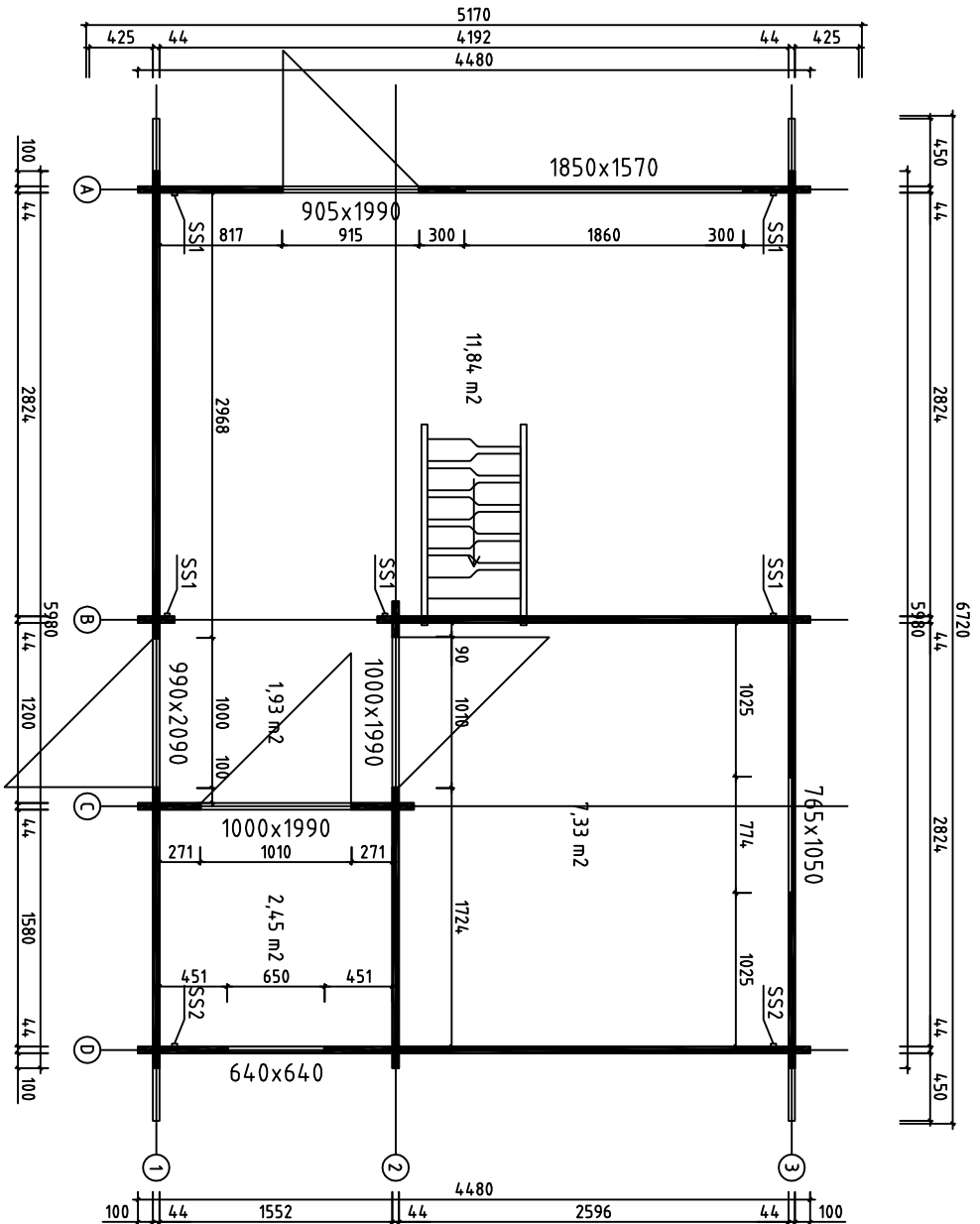
Date rev. Description

House	P6044-44 Vasastugan	Sheet	2
-------	---------------------	-------	---

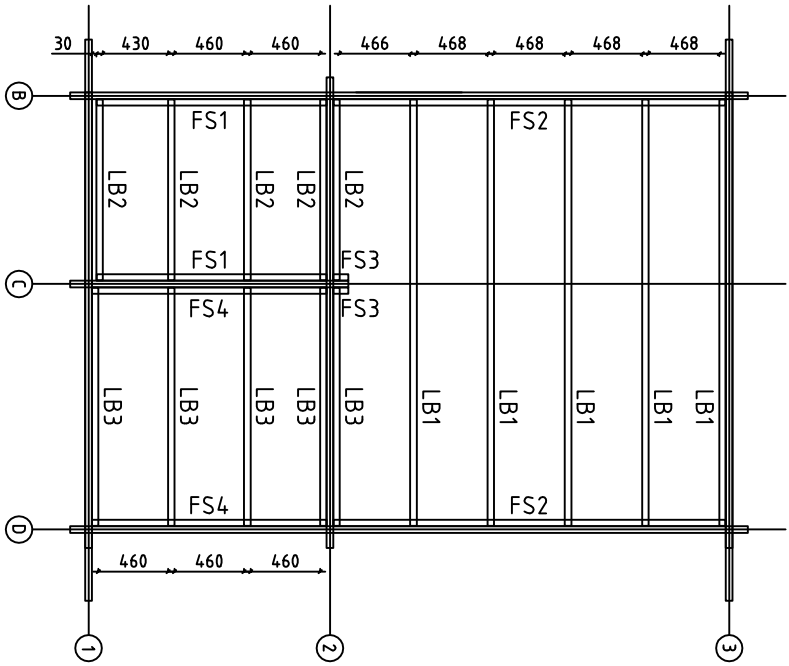
Drawing	3D	Scale	
---------	----	-------	--

Material	4,4x135	Date	22.04.2016
----------	---------	------	------------

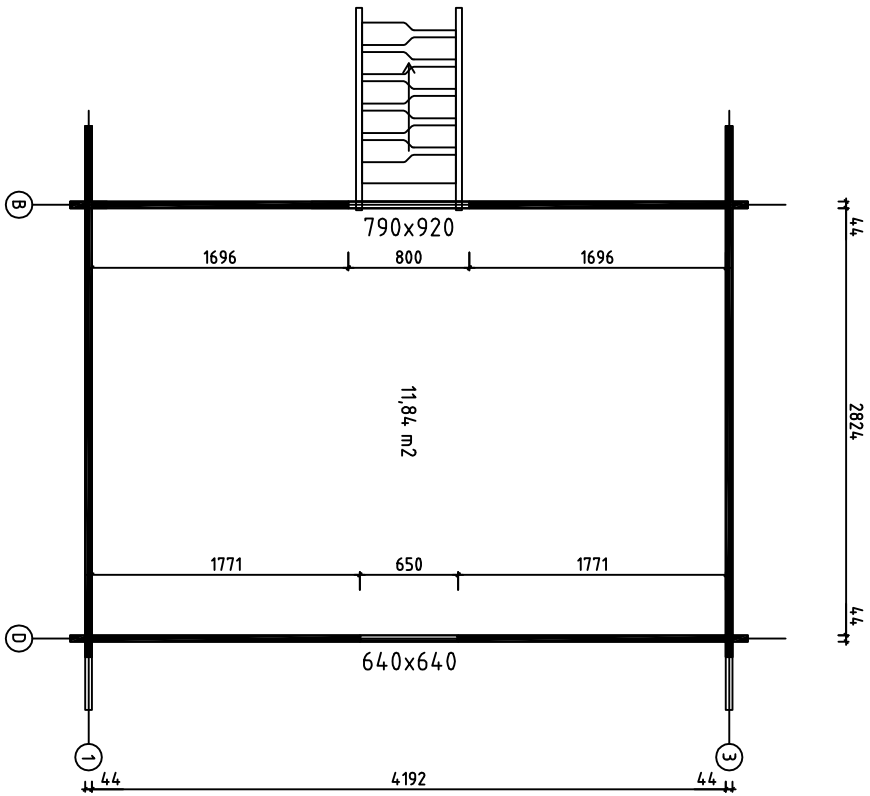
Drawer	RP	File	P6044-44 Vasastugan 3D.dwg
--------	----	------	----------------------------



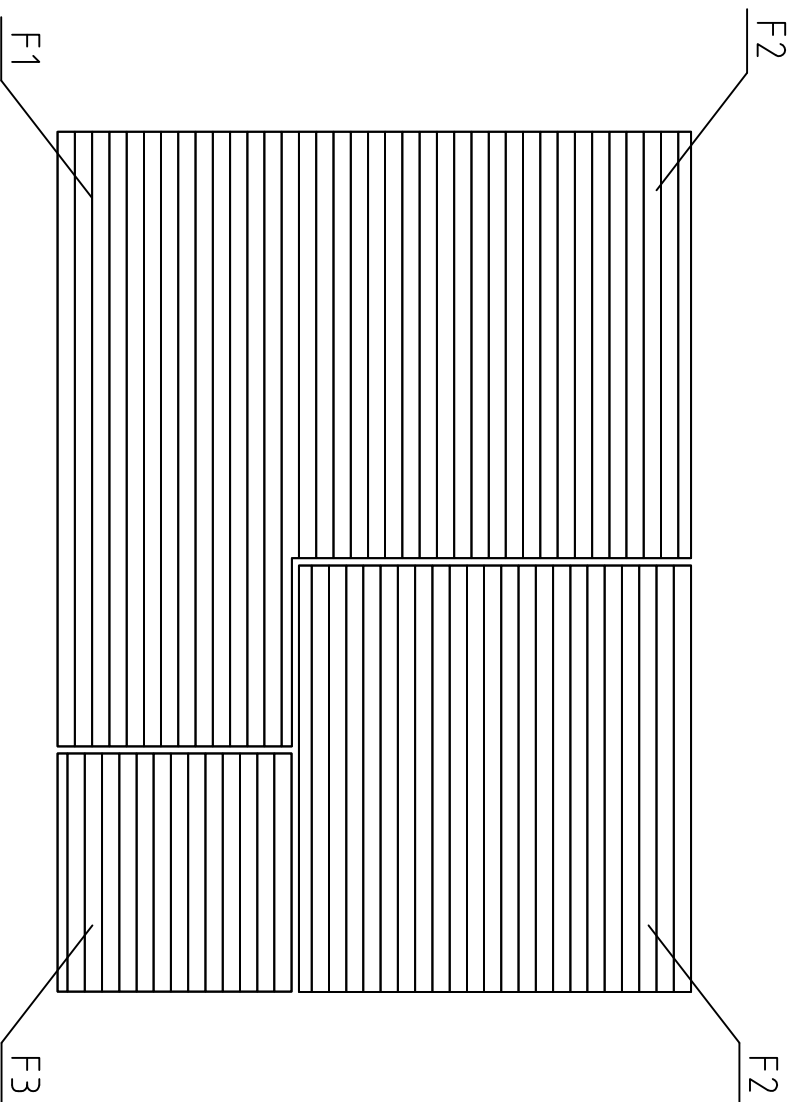
House	P6044-44 Vasastugan	Sheet	3
Drawing	PLAN-SUUNNITELMA-PLANEN	Scale	1:50
Material	4,4x135	Date	22.02.2016
Drawer	RP	File	P6044-44 Vasastugan.dwg



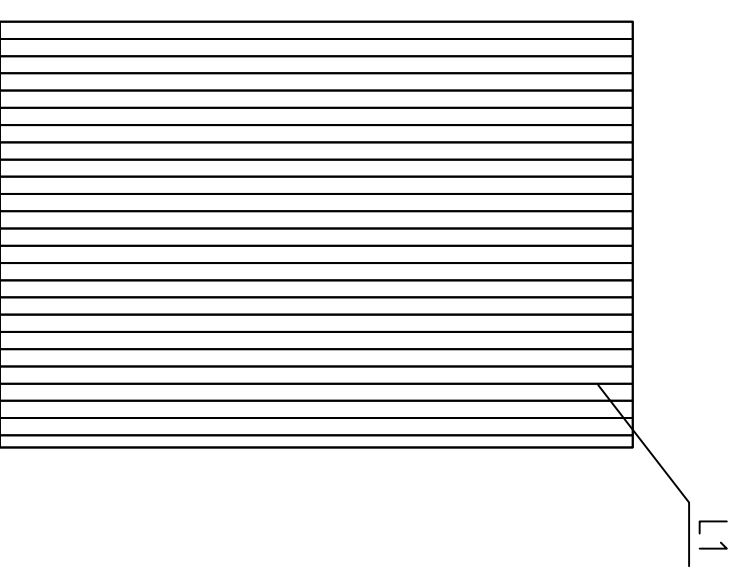
LOFT FLOOR BEAMS - PARVIA LATTIAPALKIT - LOFT GOLVBJÄLKAR



House	P6044-44 Vasastugan		Sheet	4
Drawing	LOFT FLOOR - PARVIA LATTIA - LOFT GOLV		Scale	1:50
Material	4,3X4,3, 4,3X14,0	4,4X135	Date	22.02.2016
Drawer	RP	File	P6044-44 Vasastugan.dwg	

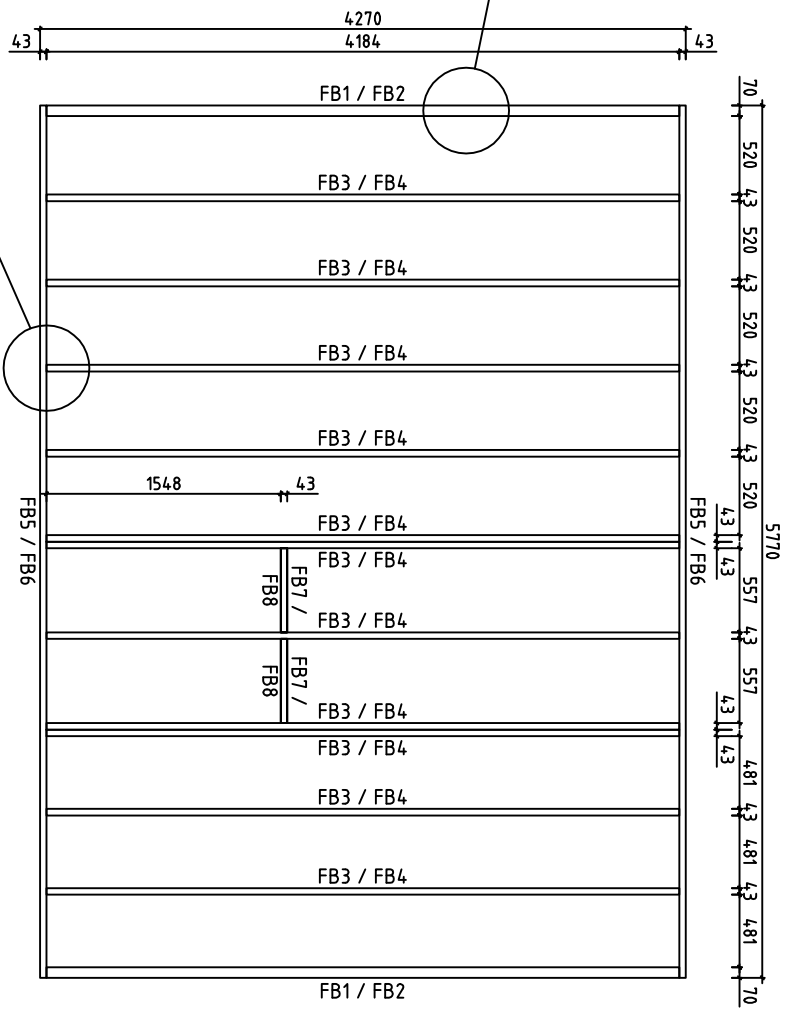
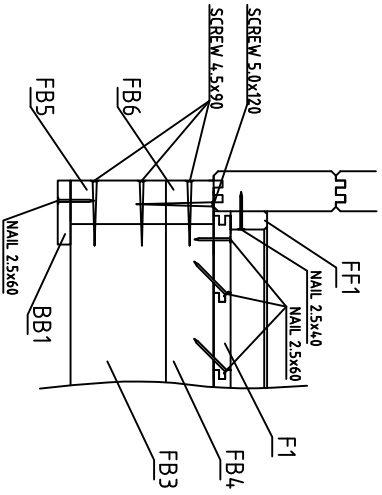
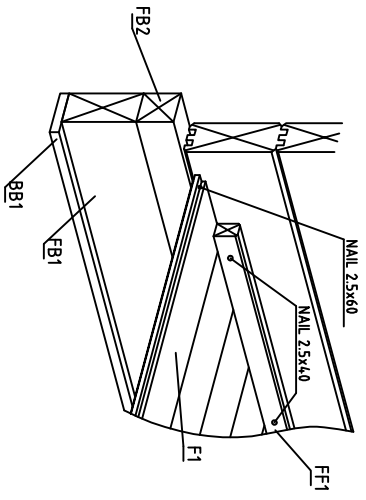


FLOORBOARD-LATTIALAUTA-GOLVBRÅDE



LOFT FLOORBOARD - PARVIA LATTIALATTIA - LOFT GOLVBRÅDE

House	P6044-44 Vasastugan	Sheet	5
Drawing	FLOORBOARD-LATTIALAUTA-GOLVBRÅDE	Scale	1:50
Material	114x28, 114x19	Date	22.02.2016
Drawer	RP	File	P6044-44 Vasastugan.dwg

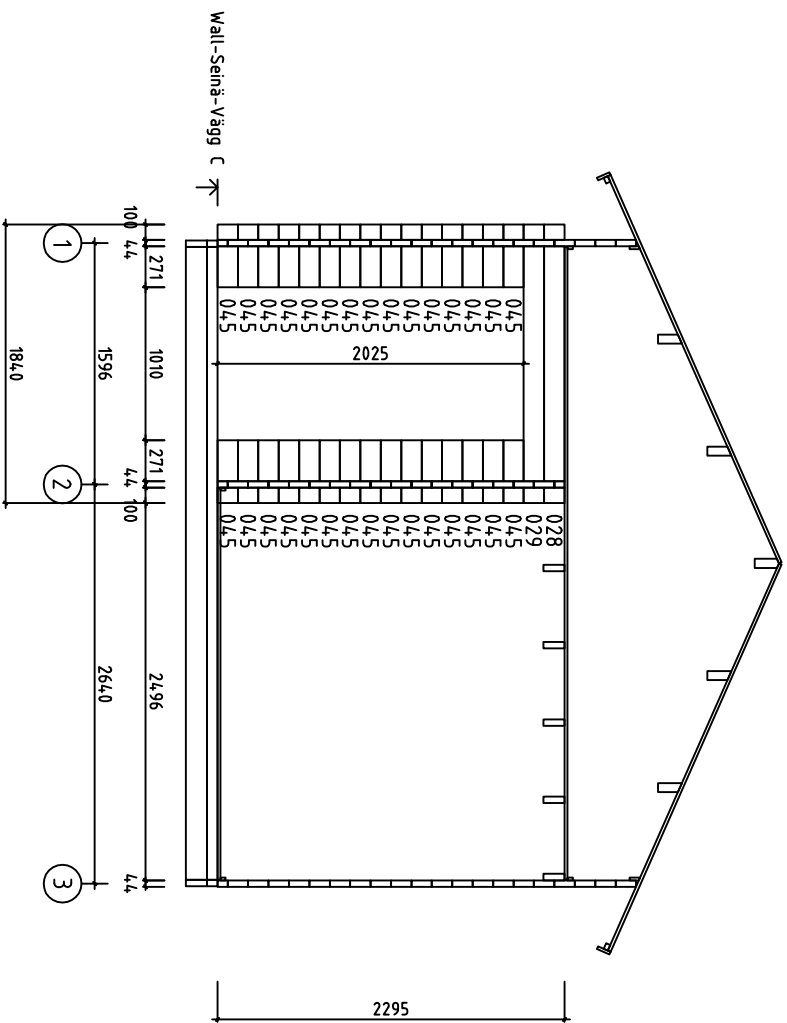


House	P6044-44 Vasastugan	Sheet	6
Drawing	FLOORBEAMS-LATTIAPALKIT-GOLVBJÄLKAR	Scale	1:50
Material	70x140, 70x70, 43x140, 43x70	Date	22.02.2016
Drawer	RP	File	P6044-44 Vasastugan.dwg

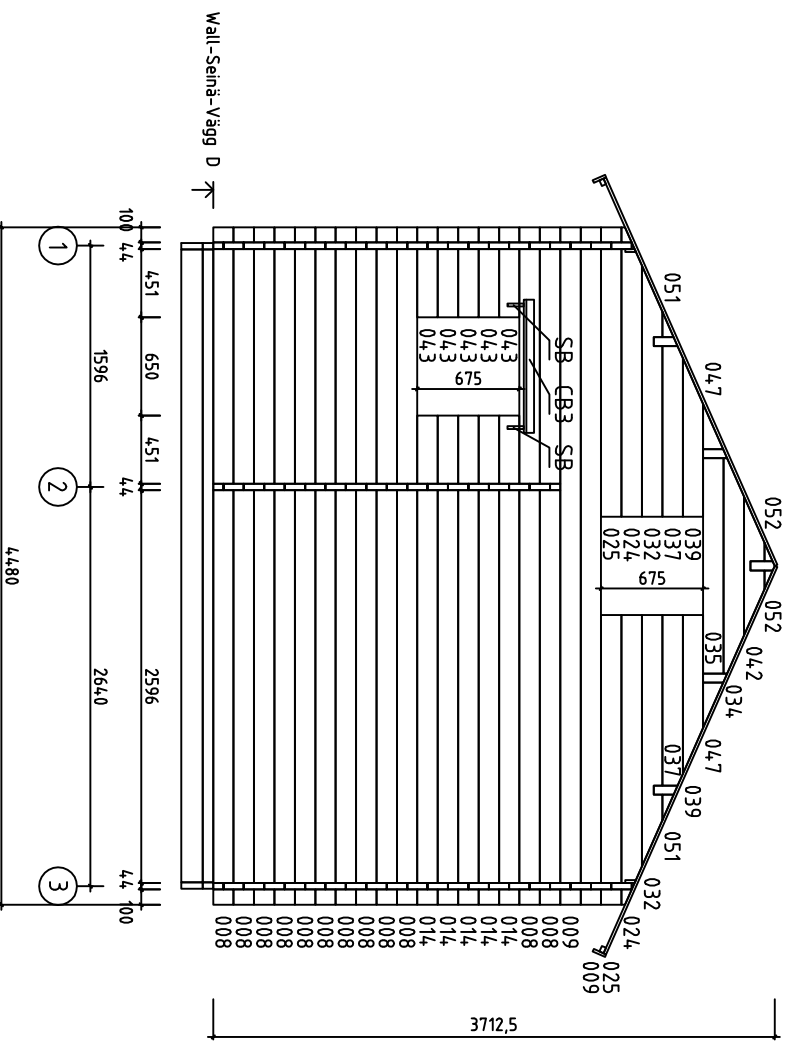








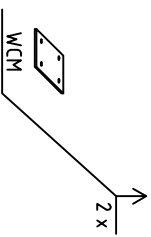
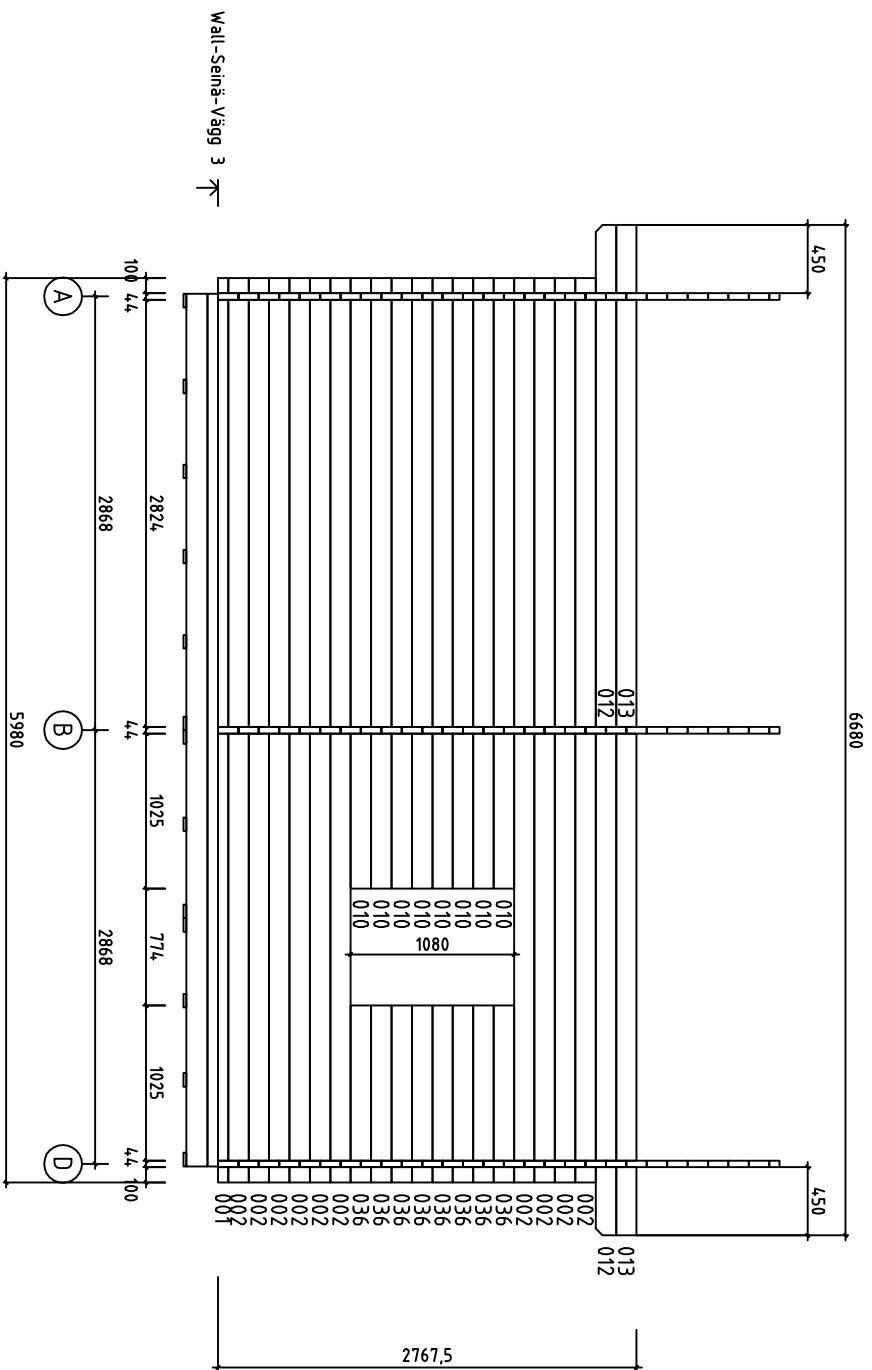
House	P6044-44 Vasastugan	Sheet	9
Drawing	WALL-SEINÄ-VÄGG C	Scale	1:50
Material	4,4x135	Date	22.02.2016
Drawer	RP	File	P6044-44 Vasastugan.dwg



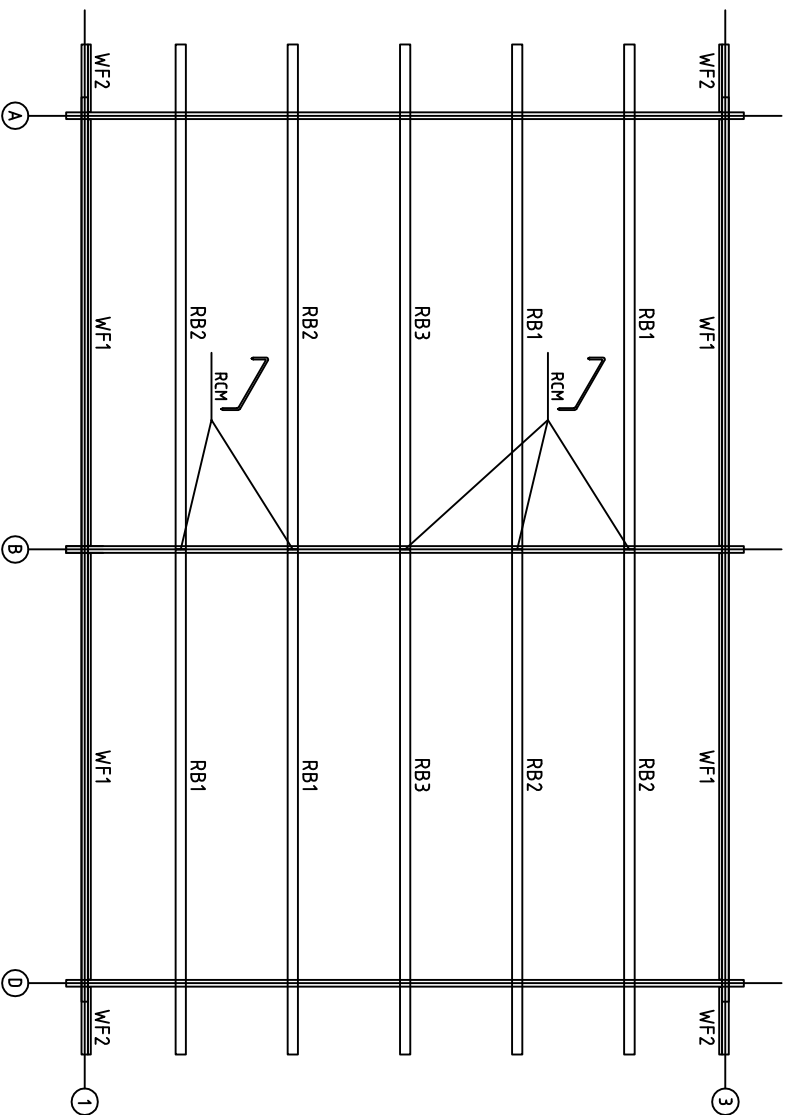
House	P6044-44 Vasastugan	Sheet	10
Drawing	WALL-SEINÄ-VÄGG D	Scale	1:50
Material	4,4X135	Date	22.02.2016
Drawer	RP	File	P6044-44 Vasastugan.dwg



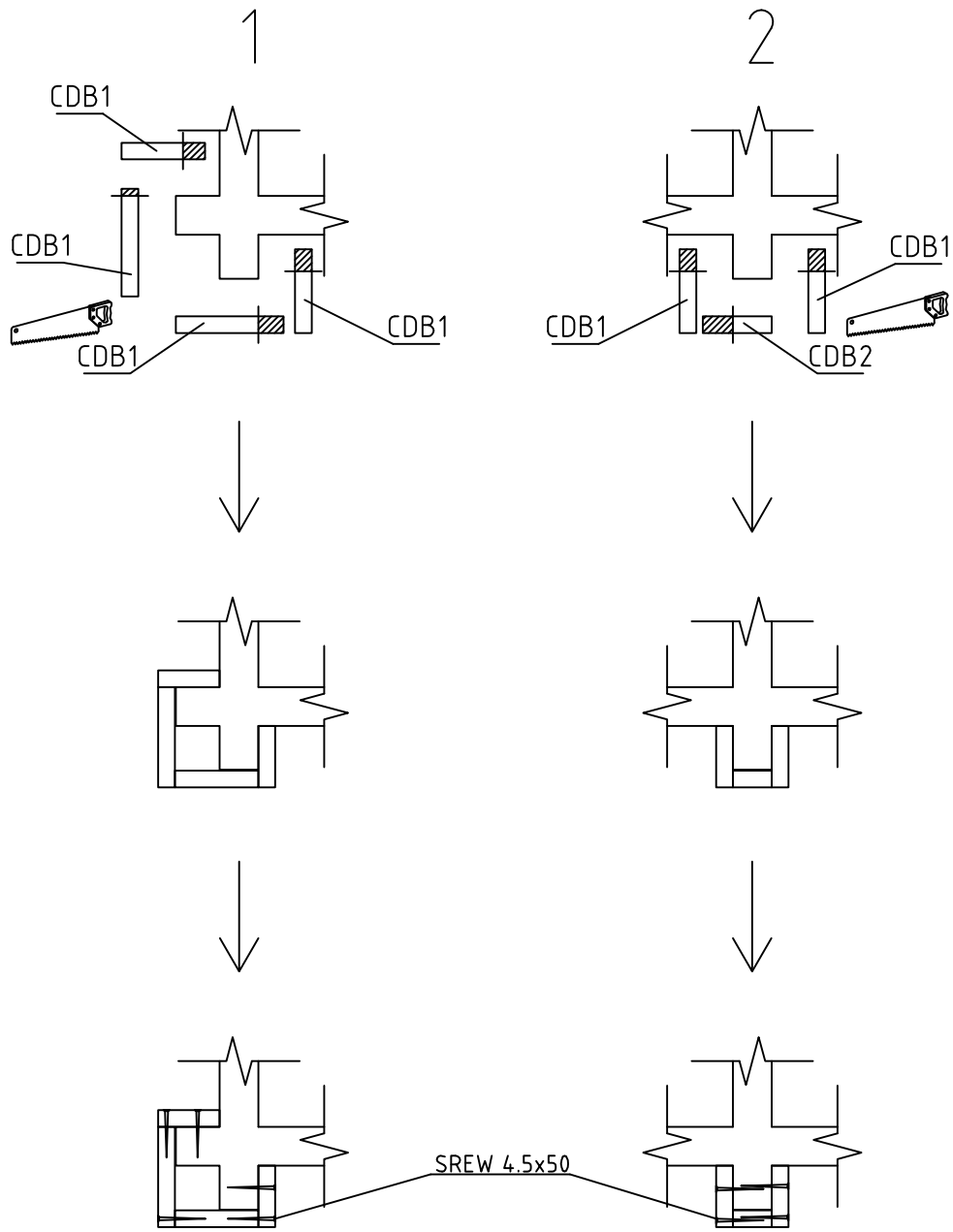
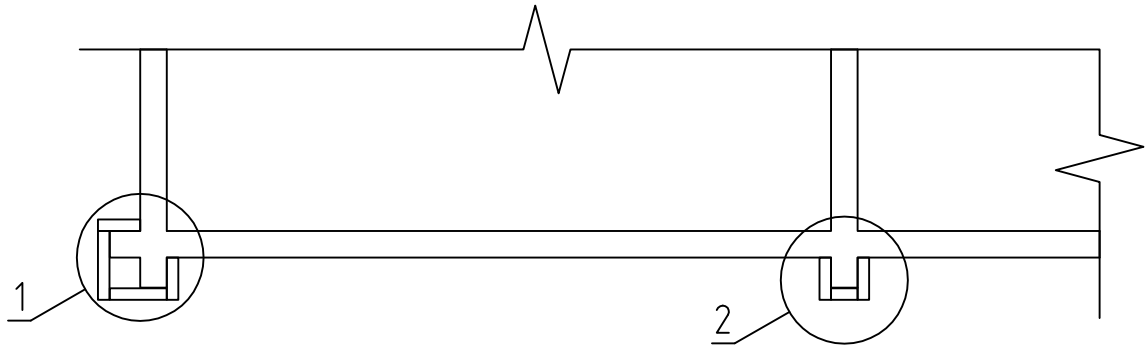




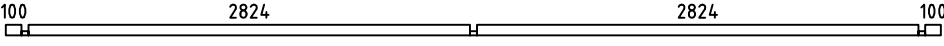
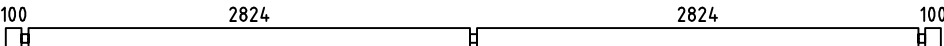
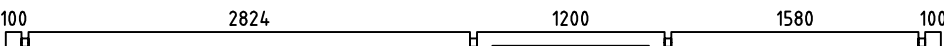
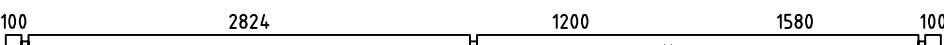
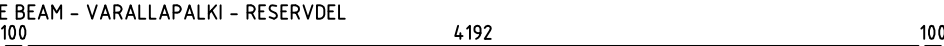
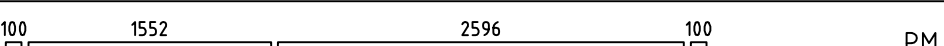
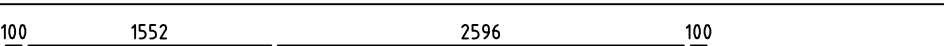


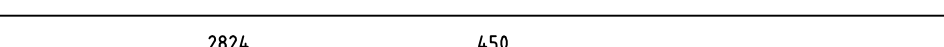
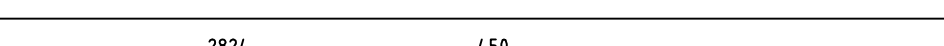

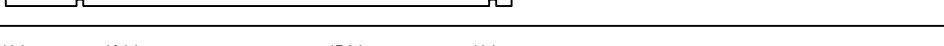

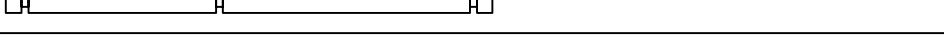
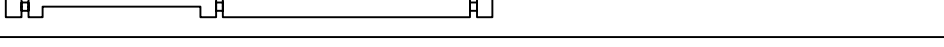
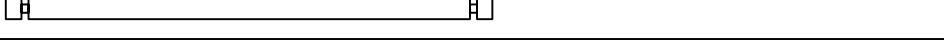
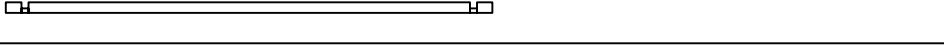







House	P6044-44 Vasastugan	Sheet	13
Drawing	WALL-SEINÄ-VÄGG 3	Scale	1:50
Material	44X135	Date	22.02.2016
Drawer	RP	File	P6044-44 Vasastugan.dwg



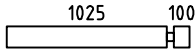

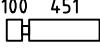






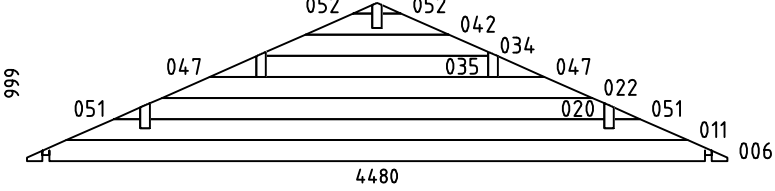
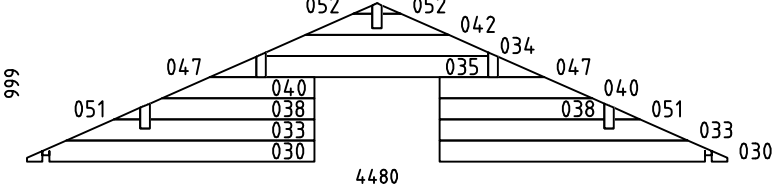
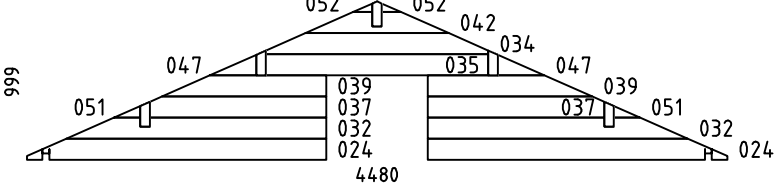







House	P6044-44, Vasastugan	Sheet	14
Drawing	PURLINS-KATTO-ORRET-TAKÅSAR	Scale	1:50
Material	68x190, 19x70	Date	22.02.2016
Drawer	RP	File	P6044-44 Vasastugan.dwg




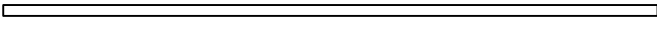















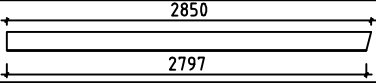

























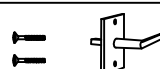
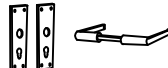




House	P6044-44 Vasastugan	Sheet	15
Drawing	CORNER DECORATION - HÖRN DEKORATION	Scale	1:50
Material		Date	22.02.2016
Drawer	RP	File	P6044-44 Vasastugan.dwg





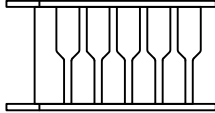
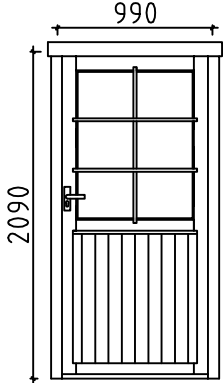
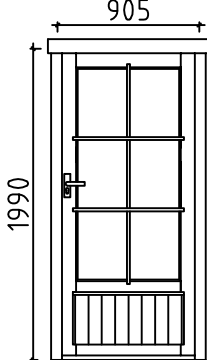
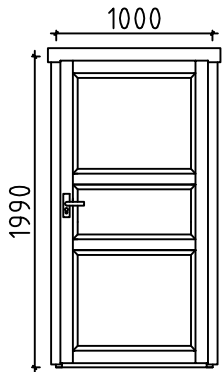
Pos	P6044-44 Vasastugan	Pcs. St.	Profil(e) (mm)	L (mm)
001		1	44x68	5980
002		11	44x135	5980
003		1	44x135	5980
004		1	44x135	5980
005	SPARE BEAM - VARALLAPALKI - RESERVDL 	1	44x135	5980
007		PM 1	44x135	4480
008		13	44x135	4480
009		7	44x135	4480
010		8	44x135	4037
012		4	44x135	3340
013		PM 4	44x135	3340
014		5	44x135	3235
015		1	44x68	3112
016		1	44x135	3112
017		1	44x135	3112
018		15	44x135	3112
019		1	44x68	3112
021		15	44x135	2884
023		3	44x135	2604
025		2	44x135	1915
026		29	44x135	1868
027		2	44x68	1868
028		PM 1	44x135	1840
029		1	44x135	1840
031		6	44x135	1840

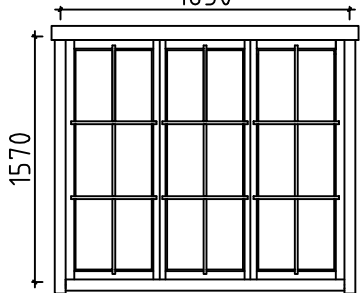
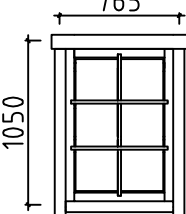
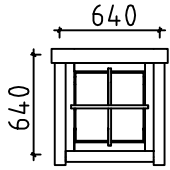
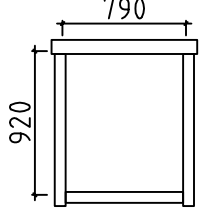


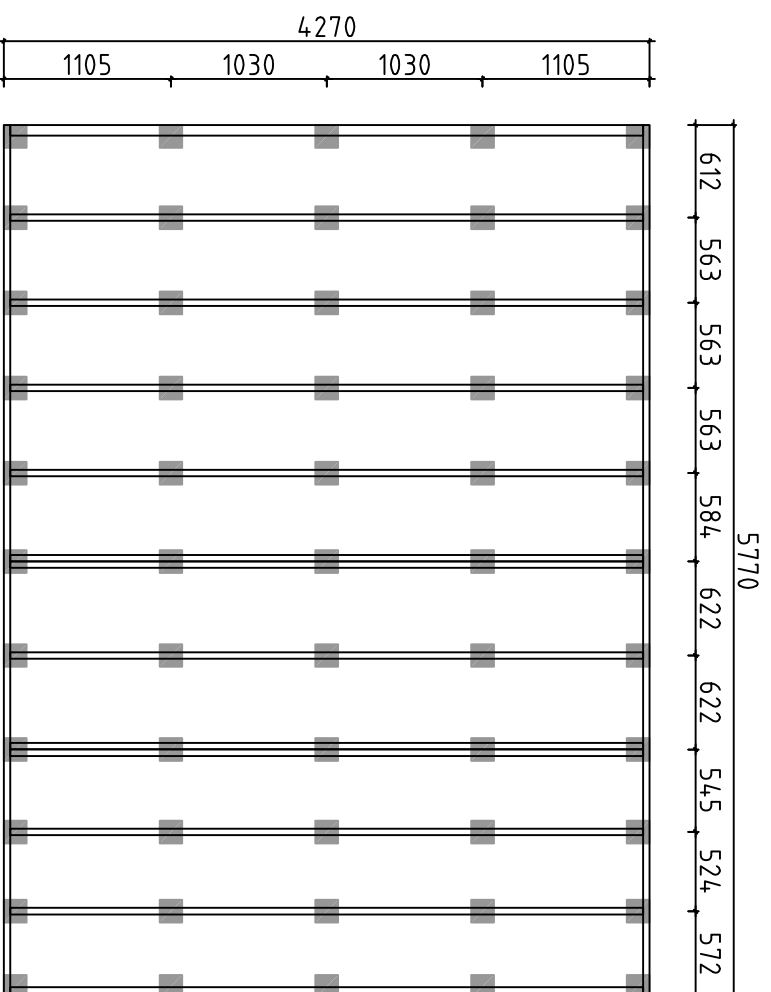
Pos	P6044-44 Vasastugan	Pcs. St.	Profil(e) (mm)	L (mm)
036		8	44x135	1169
041		15	44x135	961
043		5	44x135	595
044		12	44x135	444
045		30	44x135	415
046		12	44x135	300
048		15	44x135	244
049		1	44x68	234
050		14	44x135	234
WA-1		1	44x999	4480
WB-1		1	44x999	4480
WD-1		1	44x999	4480
HB	HIT BLOCK-ASENNUSPALKI-SLAG BRÄDA 	2	44x135	300
LB1	LOFT FLOOR BEAMS-PARVIAPALKIT-LOFTBJÄLKAR 	5	43x140	2820
LB3	LOFT FLOOR BEAMS-PARVIAPALKIT-LOFTBJÄLKAR 	5	43x140	1575
LB2	LOFT FLOOR BEAMS-PARVIAPALKIT-LOFTBJÄLKAR 	5	43x140	1195
FB1	FLOORBEAMS - LATTIAPALKIT - GOLVBJÄLKAR 	2	70x140	4184
FB2	FLOORBEAMS - LATTIAPALKIT - GOLVBJÄLKAR 	2	70x70	4184
FB5	FLOORBEAMS - LATTIAPALKIT - GOLVBJÄLKAR 	2	43x140	5770

Pos	P6044-44 Vasastugan		Pcs. St.	Profil(e) (mm)	L (mm)
FB3	FLOORBEAMS - LATTIAPALKIT - GOLVBJÄLKAR 		11	43x140	4184
FB7	FLOORBEAMS - LATTIAPALKIT - GOLVBJÄLKAR 		2	43x140	557
FB6	FLOORBEAMS - LATTIAPALKIT - GOLVBJÄLKAR 		2	43x70	5770
FB4	FLOORBEAMS - LATTIAPALKIT - GOLVBJÄLKAR 		11	43x70	4184
FB8	FLOORBEAMS - LATTIAPALKIT - GOLVBJÄLKAR 		2	43x70	557
BB1	COUNTERFLOOR HOLDING BOARDS-ROSSIPOHJAA KANNATTELEVAT LAUDAT-BRÄDER SOM HALLER TROSSBOTTEN		13	90x19	4270
FS2	SLEEPING FLOOR SUPPORTING SLAT-PARVIALATTIA TUKILISTA -LOFTGOLVLIST		2	43x43	2590
FS4	SLEEPING FLOOR SUPPORTING SLAT-PARVIALATTIA TUKILISTA -LOFTGOLVLIST		2	43x43	1550
FS1	SLEEPING FLOOR SUPPORTING SLAT-PARVIALATTIA TUKILISTA -LOFTGOLVLIST		2	43x43	1520
FS3	SLEEPING FLOOR SUPPORTING SLAT-PARVIALATTIA TUKILISTA -LOFTGOLVLIST		2	43x43	100
RB2	PURLINS - KATTO - ÖRRET - TAKASAR 		4	68x190	3340
RB1	PURLINS - KATTO - ÖRRET - TAKASAR 		4	68x190	3340
RB3	PURLINS - KATTO - ÖRRET - TAKASAR 		2	68x190	3340
F1	FLOORBOARD - LATTIALAUTA - GOLVBRÄDE	 114 or-tai-eller 88	14+1 18+1	114x28 88x28	4065
F2	FLOORBOARD - LATTIALAUTA - GOLVBRÄDE	 114 or-tai-eller 88	46+1 60+1	114x28 88x28	2820
F3	FLOORBOARD - LATTIALAUTA - GOLVBRÄDE	 114 or-tai-eller 88	14+1 18+1	114x28 88x28	1575
L1	LOFT BOARD - PARVIALATTIA - LOFTGOLV	 114 or-tai-eller 88	25+1 33+1	114x19 88x19	4185
R1	ROOFBOARD - KATTOLAUTA - TAKBRÄDE	 114 or-tai-eller 88	118+2 154+2	114x19 88x19	2800
FF1	SKIRTING SLAT - LATTIALISTA - GOLVLIST			19x35	48 m
GB1	GABLE BOARD - KAAPILAUTA - GAVELBRÄDA		4	19x120	2850
GS1	BOARD MATCHING WITH GABLE BOARD-KAAPILAUTA VASTAVA LAUTA-BRÄDA OVANPÅ GAVELBRÄDA		4	19x70	2850
EB1	EAVE BOARD - RÄYSTÄSLAUTA - TAKFOTBRÄDE		4	19x90	3340
ES1	EAVE SLAT - RÄYSTÄSLISTA - TAKFOTLIST		4	30x40	3340
DB1	DECORATIVE - KORISTE - PRYDNADS		2	19x90	200
WF1	SIDEWALL SKIRTING SLAT-KATTOLISTA-PÄÄDYT -TAKLIST-GAVLAR		4	19x70	2820

Pos	P6044-44 Vasastugan		Pcs. St.	Profil(e) (mm)	L (mm)	
WF2	SIDEWALL SKIRTING SLAT-KATTOLISTA-PÄÄDYT -TAKLIST-GAVLAR		4	19x70	448	
CB1	COVERING BOARD-PEITELAUTA-TÄCKBRÄDA		1	19x120	2090	
CB2	COVERING BOARD-PEITELAUTA-TÄCKBRÄDA		1	19x120	1150	
CB3	COVERING BOARD-PEITELAUTA-TÄCKBRÄDA		1	19x120	880	
SB	SUPPORT BOARD-TUKILAUTA-STÖDBRÄDA		6	19x79	155	
CDB1	CORNER DECORATION BOARD- HÖRN DEKORATION BRÄDE		24	120x19	2790	
CDB2	CORNER DECORATION BOARD- HÖRN DEKORATION BRÄDE		4	90x19	2790	
SS1	STORM SLAT-MYRSKY LISTA-OVÄDER SPJÄLA		5	19x35	2700	
SS2	STORM SLAT-MYRSKY LISTA-OVÄDER SPJÄLA		2	19x35	2020	
RCM	ROOFBEAMS CONNECTING METAL-METALL FÖR SAMMANFOGNING AV TAKASAR-KATTO-ORRE YHTEENLITYSMETALLT		5	∅6	200	
WCM	WALLBEAMS CONNECTING METAL-METALLPLATTA FÖR SAMMANFOGNING AV VÄGGEN BALKAR-SEINÄPALKKEJA METALLISET YHTEENLIITYMISLAATAT		4	25	25	
	SCREWS-RUUVIT-SKRUVAR FOR-VARTEN-FÖR	SS1, SS2		21	∅6	50
	WASHER-ALUSLAATTA-BRICKA FOR-VARTEN-FÖR	SS1, SS2		21	∅6	
	NAILS-NAULAT-SPIKAR FOR-VARTEN-FÖR	FF1		110	∅2.0	40
	NAILS-NAULAT-SPIKAR FOR-VARTEN-FÖR	F1, F2, F3, L1, R1, BB1		1650	∅2.5	60
	SCREWS-RUUVIT-SKRUVAR FOR-VARTEN-FÖR	WCM		20	∅3.5	35
	SCREWS-RUUVIT-SKRUVAR FOR-VARTEN-FÖR	GB1, GS1, EB1, ES1, DB1, CB1, CB2, CB3, CDB1, CDB2, WF1, WF2		320	∅4.5	50
	SCREWS-RUUVIT-SKRUVAR FOR-VARTEN-FÖR	FS1, FS2, FS3, FS4, LB1, LB2, LB2, SB		50	∅4.5	70
	SCREWS-RUUVIT-SKRUVAR FOR-VARTEN-FÖR	001, 015, 019, 026, 027, 049, FB1, FB2, FB3, FB4, FB5, FB6, FB7, FB8		80	∅4.5	90
	SCREWS-RUUVIT-SKRUVAR FOR-VARTEN-FÖR	FB2, FB4, FB6, FB8		60	∅5.0	120
	SCREWS-RUUVIT-SKRUVAR FOR-VARTEN-FÖR	RB1, RB2, RB3		20	∅6.0	160
	WINDOW HANDLE-IKKUNA KAHVA-FÖNSTER HANDTAG FOR-VARTEN-FÖR	W2, W3		3		
	DOOR HANDLE-OVEN KAHVA-DÖRR HANDTAG FOR-VARTEN-FÖR	D1, D2, D3		4		
	DOOR LOCK+KEYS-OVENLUKKO+AVAIN-DÖRRLAS+NYCKLAR FOR-VARTEN-FÖR	D1, D2, D3		4		
	DOOR CROSSES-OVENLISTAT-SPRÖJS FOR-VARTEN-FÖR	D1		1		
	DOOR CROSSES-OVENLISTAT-SPRÖJS FOR-VARTEN-FÖR	D2		1		
	WINDOW CROSSES-IKKUNALISTAT-SPRÖJS FOR-VARTEN-FÖR	W1		3		
House	P6044-44 Vasastugan	Material	File	P6044-44 Vasastugan.dwg	Sheet	19

Pos	P6044-44 Vasastugan		Pcs. St.	Profil(e) (mm)	L (mm)
	WINDOW CROSSES-IKKUNALISTAT-SPRÖJS FOR-VARTEN-FÖR W2		1		
	WINDOW CROSSES-IKKUNALISTAT-SPRÖJS FOR-VARTEN-FÖR W3		2		
	WINDOW WATER SILL-IKKUNALAUTA-FÖNSTERBLECK FOR-VARTEN-FÖR W2		1		
	WINDOW WATER SILL-IKKUNALAUTA-FÖNSTERBLECK FOR-VARTEN-FÖR W3		2		
LD1	LADDER-TIKAPUUT-STEGE		1	700	2760
D1	DOOR-OVI-DÖRR (right-oikea-höger) ORT_ST 	P	1	990	2090
D2	DOOR-OVI-DÖRR (right-oikea-höger) ORT_ST 	P	1	905	1990
D3	DOOR-OVI-DÖRR (1x right-oikea-höger; 1x left-jäljellä-vänster) AST 	P+V	1+1	1000	1990
House P6044-44 Vasastugan		Material	File P6044-44 Vasastugan.dwg	Sheet 20	

Pos	P6044-44 Vasastugan	Pcs. St.	Profil(e) (mm)	L (mm)
W1	WINDOW-IKKUNAN-FÖNSTER ORT_ST_K 	1	1850	1570
W2	WINDOW-IKKUNAN-FÖNSTER (right-oikea-höger) ORT_ST 	P 1	765	1050
W3	WINDOW-IKKUNAN-FÖNSTER (right-oikea-höger) ORT_ST 	P 2	640	640
FL1	FRAME AROUND LOFT ENTRANCE 	1	790	920
House P6044-44 Vasastugan	Material	File P6044-44 Vasastugan.dwg	Sheet 21	

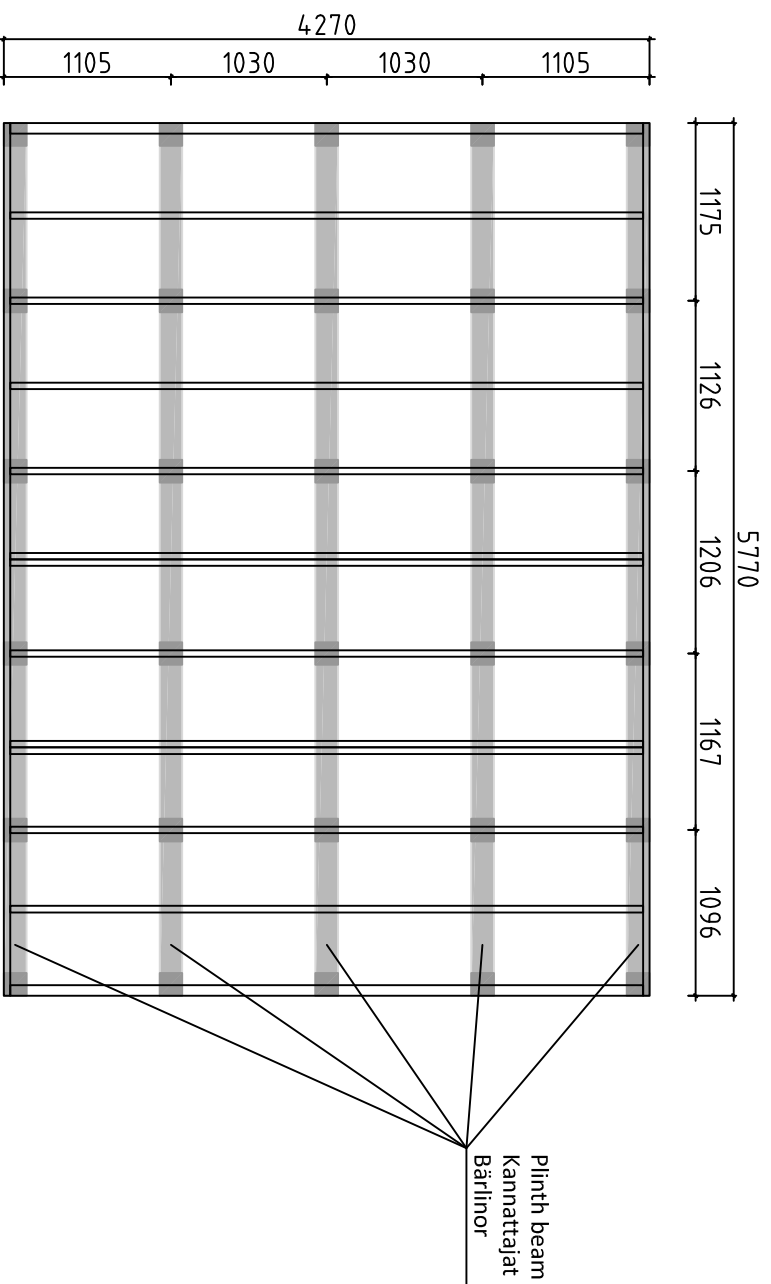


Detta är ett förslag för hur man kan placera plintarna (100-200 mm i diameter) för golvbjälklaget. Golvbjälkarna är med i byggsatsen, men inte plintarna. Använder man exempelvis 500-600mm långa murblock så kan man halvera antalet punkter. Lägg fuktskyddande papp mellan betong och trä

Tämä on ehdotus siitä, miten (100-200 mm läpimittaiset) jalat voidaan sijoittaa alapohjaa varten. Lattiapalkit ovat rakennussarjassa, mutta jalat ei ole. Kun käytetään esimerkiksi 500-600 mm pitkiä harkkoja, voidaan pisteiden määrä puolitaa. Aseta betonin ja puun väliin kosteudelta suojaava pahvi

A proposal for placing plinths (100-200 mm in diameter) for floor beams. Floor beams are provided in the kit but plinths are not included. For example, by using 500-600 mm long masonry units, one can reduce the number of points 50%. Place cardboard between the concrete and wood to protect from moisture

House	P6044-44 Vasastugan	Sheet	22
Drawing	PLINTPLAN - FOUNDATION PLAN	Scale	1:50
Material		Date	22.02.2016
Drawer	RP	File	P6044-44 Vasastugan Foundation.dwg



Förslag på alternativ plintplan med bärlinor och plintar. Bärlinor 45x95 eller 45x120 och plintar ca 100-200 mm i diameter. (Bärlinor och plintar ingår ej i leveransen). Används exempelvis murblock, (ingår ej i leveransen) istället för plintar, kan man lägga bärlinorna platt mot dessa och på det sättet minska höjden på konstruktionen. I denna konstruktion kan man dessutom lägga en "boardskiva" mellan bärlinorna och golvbjälkarna och på det sättet bära upp bjälklagsisoleringen. Lagg fuktskyddande papp mellan betong och trä

Endotus vaihtoehtoisesä jalustasta kannattajilla ja jalolla. Kannattajat 45x95 tai 45x120 ja jalat läpimitataan n. 100-200 mm (kannattaja ja jalkoja ei ole toimituksessa). Käytettäessä esimerkiksi harkkoja (ei kuulu toimitukseen) jalkojen sijasta, voi kannattajat asettaa lappeelleen niitä vasten ja sillä tavoin vähentää rakenteen korkeutta. Tässä rakenteessa voi lisäksi asettaa levyä kannattajien ja lattiapalkkien väliin ja sillä tavoin kannattaa alapohjan eristystä. Aseta betonin ja puun väliin kosteudelta suojaava pahvi

A proposal for alternative plinth beam layout plan. Plinth beams 45x95 or 45x120 and plinths ca 100-200 mm in diameter (plinth beams and plinths are not included in the kit). For example, by using masonry units (not included in the kit) instead of plinths, one can lay plinth beams flat against the masonry units and in that way reduce the height of the structure. In this construction one can also add "plywood board" between plinth beams. Place cardboard between the concrete and wood to protect from moisture

House	P6044-44 Vasastugan	Sheet	23
Drawing	PLINTPLAN - FOUNDATION PLAN	Scale	1:50
Material		Date	22.02.2016
Drawer	RP	File	P6044-44_Vasastugan_Foundation.dwg

#001	3	5980	1
#002	1,3	5980	11
#003	1	5980	1
#004	1	5980	1
#005		5980	1
#006	A	4480	1
#007	B	4480	1
#008	B,D	4480	13
#009	A,D	4480	7
#010	3	4037	8
#011	A	3974	1
#012	1,3	3340	4
#013	1,3	3340	4
#014	D	3235	5
#015	2	3112	1
#016	2	3112	1
#017	2	3112	1
#018	1	3112	15
#019	1	3112	1
#020	A	2907	1
#021	B	2884	15
#022	A	2751	1
#023	A	2604	3
#024	D	1915	2
#025	D	1915	2
#026	1,2	1868	29
#027	1,2	1868	2
#028	C	1840	1
#029	C	1840	1
#030	B	1840	2
#031	B	1840	6
#032	D	1662	2
#033	B	1587	2
#034	A,B,D	1424	3
#035	A,B,D	1424	3
#036	3	1169	8
#037	D	1128	2
#038	B	1053	2
#039	D	1051	2
#040	B	976	2
#041	A	961	15
#042	A,B,D	917	3
#043	D	595	5
#044	A	444	12
#045	C	415	30
#046	A	300	12
#047	A,B,D	298	6
#048	B	244	15
#049	2	234	1
#050	2	234	14
#051	A,B,D	168	6
#052	A,B,D	123	6