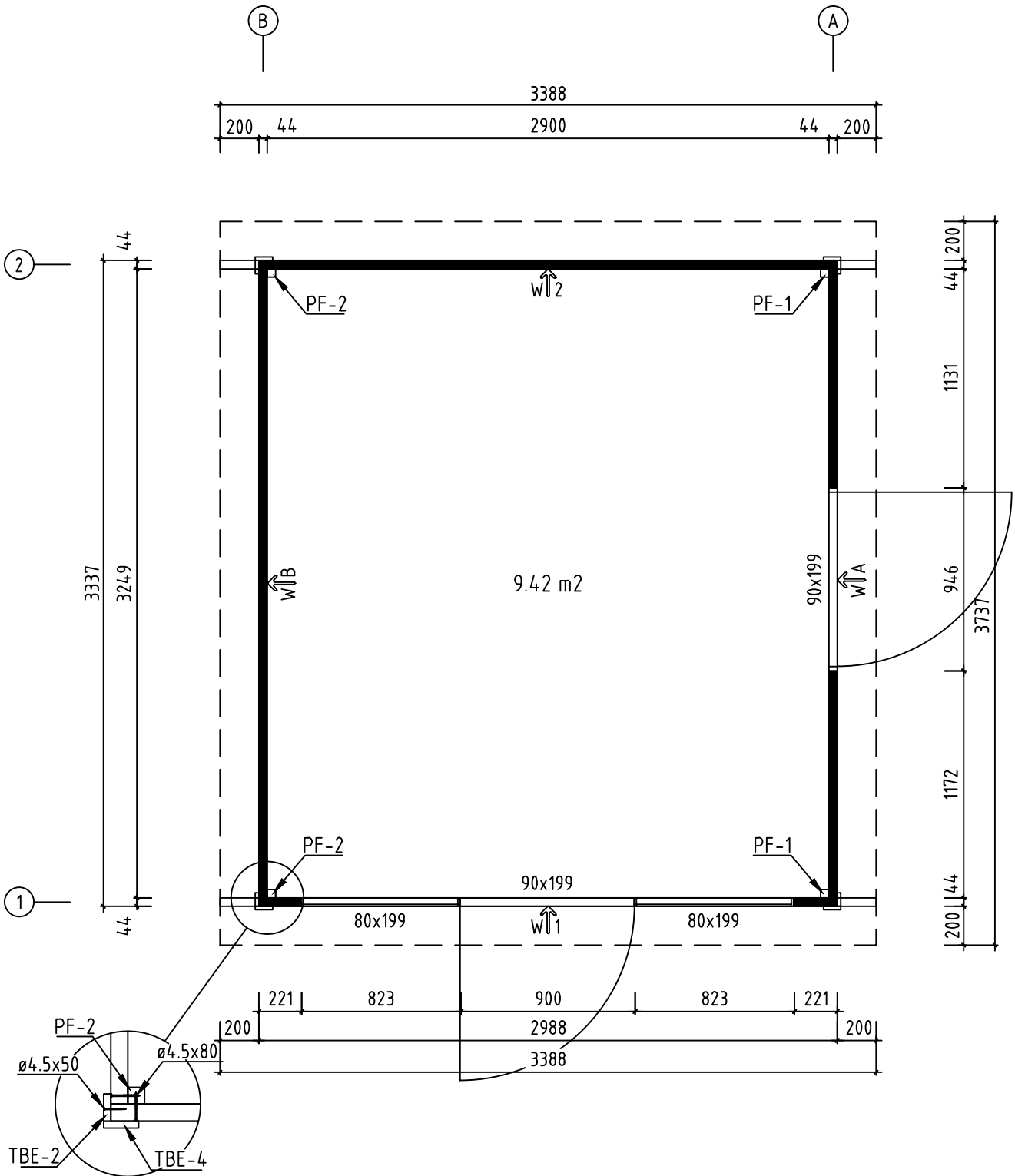


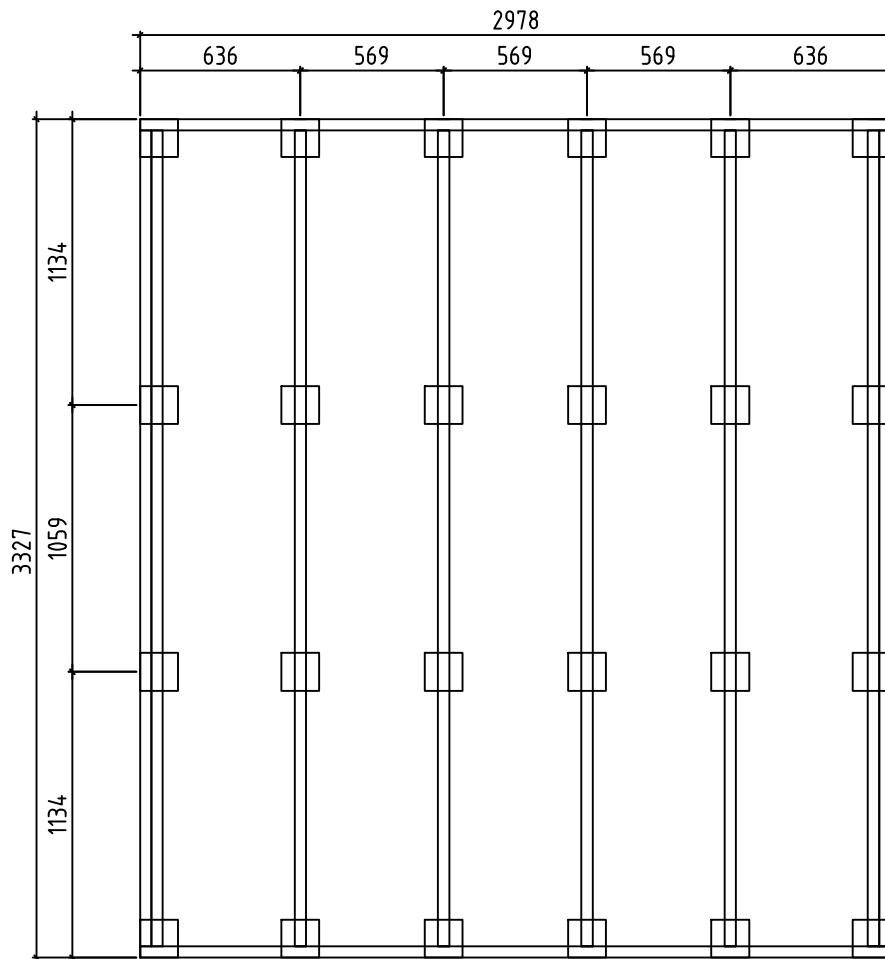
P Max 250 kg/m²

Name-Name-Nom-Titel 4457320	Page-Seite-Page-Sida 1
View-Aussicht-Vue-Utsikt 3D	
Material-Material-Matériel-Material 44x135	Scale-Maßstab-Echelle-Skala 1:30
Drafter-Zeichner-Rédacteur-Föredragande EJ	Date-Datum-Date-Datum 03.05.2022

H = 0.150 m
 TOTAL: 9.42 m²



Name-Name-Nom-Titel 4457320	Page-Seite-Page-Sida 2
View-Aussicht-Vue-Utsikt GROUNDPLAN - GRUNDPLAN - PLAN DE MASSE - PLANRITNING	
Material-Material-Matériel-Material 44x135	Scale-Maßstab-Echelle-Skala 1:30
Drafter-Zeichner-Rédacteur-Föredragande EJ	Date-Datum-Date-Datum 03.05.2022

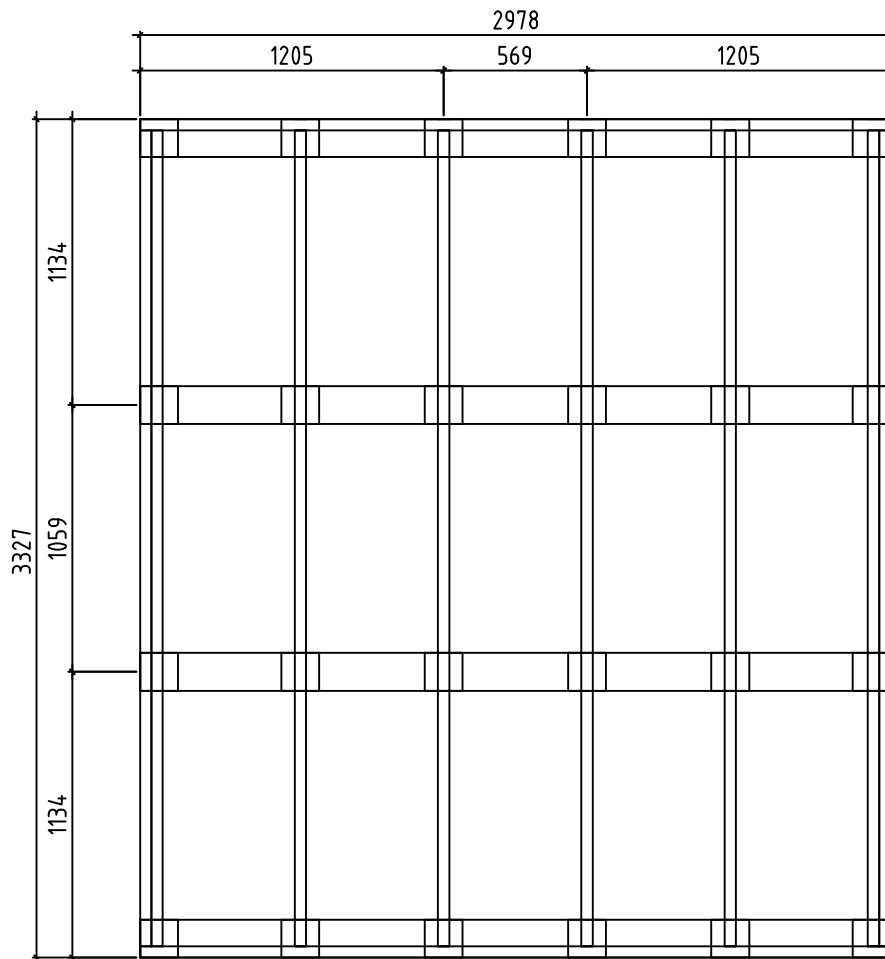


Detta är ett förslag för hur man kan placera plintarna (100- 200 mm i diameter) för golvbjälklaget. Golvbjälkarna är med i byggsatsen, men inte plintarna. Använder man exempelvis 500-600mm långa murblock så kan man halvera antalet punkter. Lägg fuktskyddande papp mellan betong och trä

Tämä on ehdotus siitä, miten (100-200 mm läpimittaiset) jalat voidaan sijoittaa alapohjaa varten. Lattiapalkit ovat rakennussarjassa, mutta jalvoja ei ole. Kun käytetään esimerkiksi 500-600 mm pitkiä harkkoja, voidaan pisteiden määrä puolittaa. Aseta betonin ja puun väliin kosteudelta suojaava pahvi

A proposal for placing plinths (100-200 mm in diameter) for floor beams. Floor beams are provided in the kit but plinths are not included. For example, by using 500-600 mm long masonry units, one can reduce the number of points 50%. Place roofing felt between the concrete and wood to protect from moisture

Name-Name-Nom-Titel 4457320	Page-Seite-Page-Sida 3
View-Aussicht-Vue-Utsikt FOUNDATIONPLAN-BETONBLOCK-PLINTPLAN-PLAN DE FOUNDATIONS	
Material-Material-Matériel-Material 44x135	Scale-Maßstab-Echelle-Skala 1:30
Drafter-Zeichner-Rédacteur-Föredragande EJ	Date-Datum-Date-Datum 03.05.2022

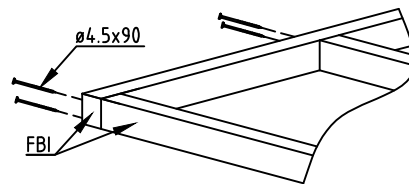
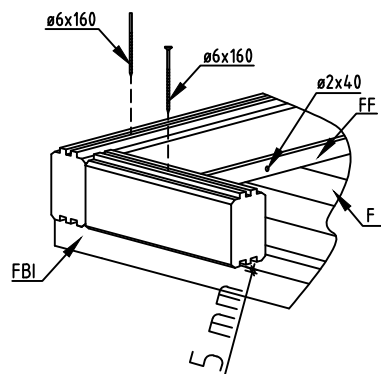
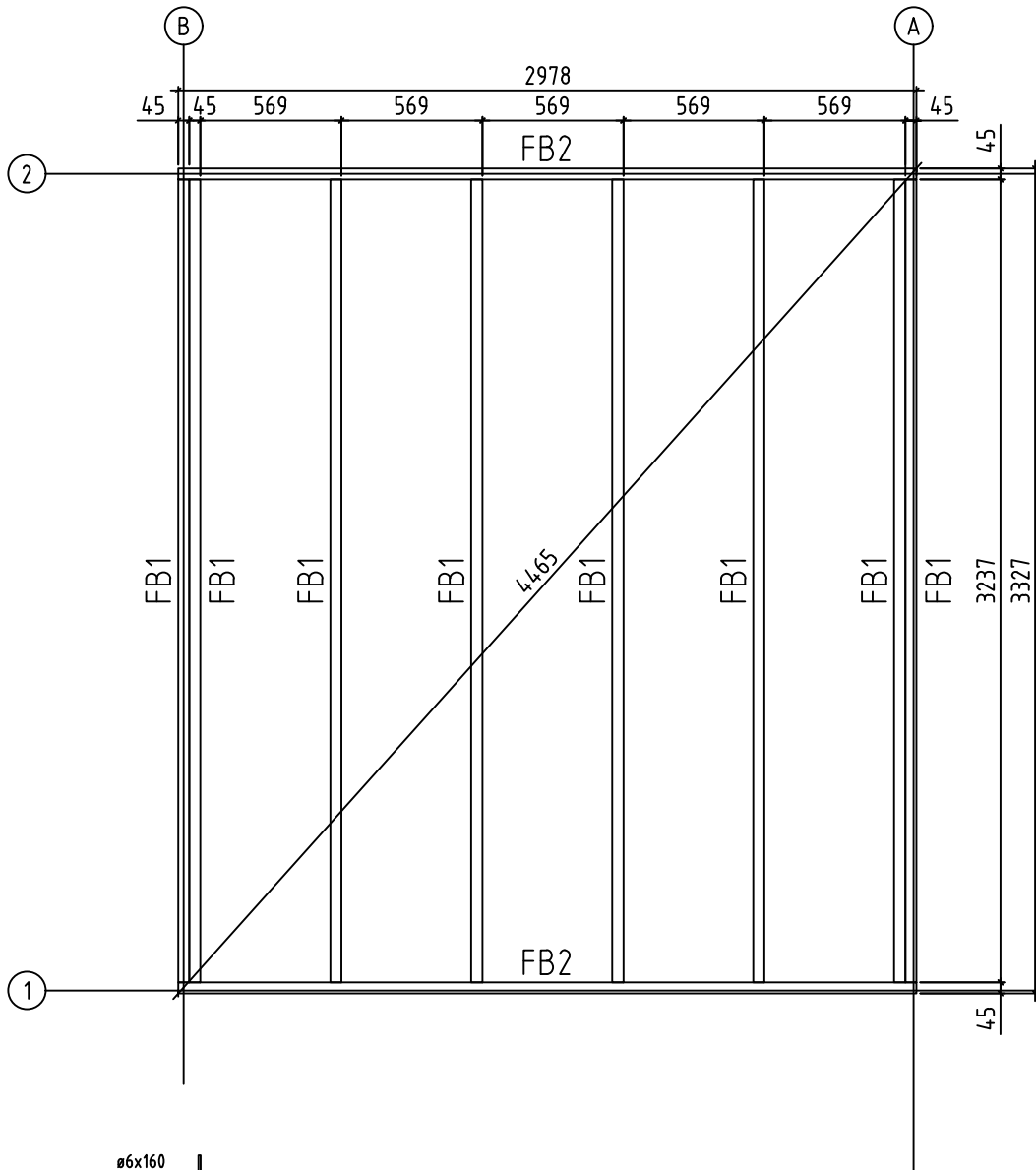


Förslag på alternativ plintplan med bärlinor och plintar. Bärlinor 45x 95 eller 45x 120 och plintar ca 100- 200 mm i diameter. (Bärlinor och plintar ingår ej i leveransen). Används exempelvis murblock, (ingår ej i leveransen) istället för plintar, kan man lägga bärlinorna platt mot dessa och på det sättet minska höjden på konstruktionen. I denna konstruktion kan man dessutom lägga en "boardskiva" mellan bärlinorna och golvbjälkarna och på det sättet bära upp bjälklagsisoleringen. Lagg fuktskyddande papp mellan betong och trä

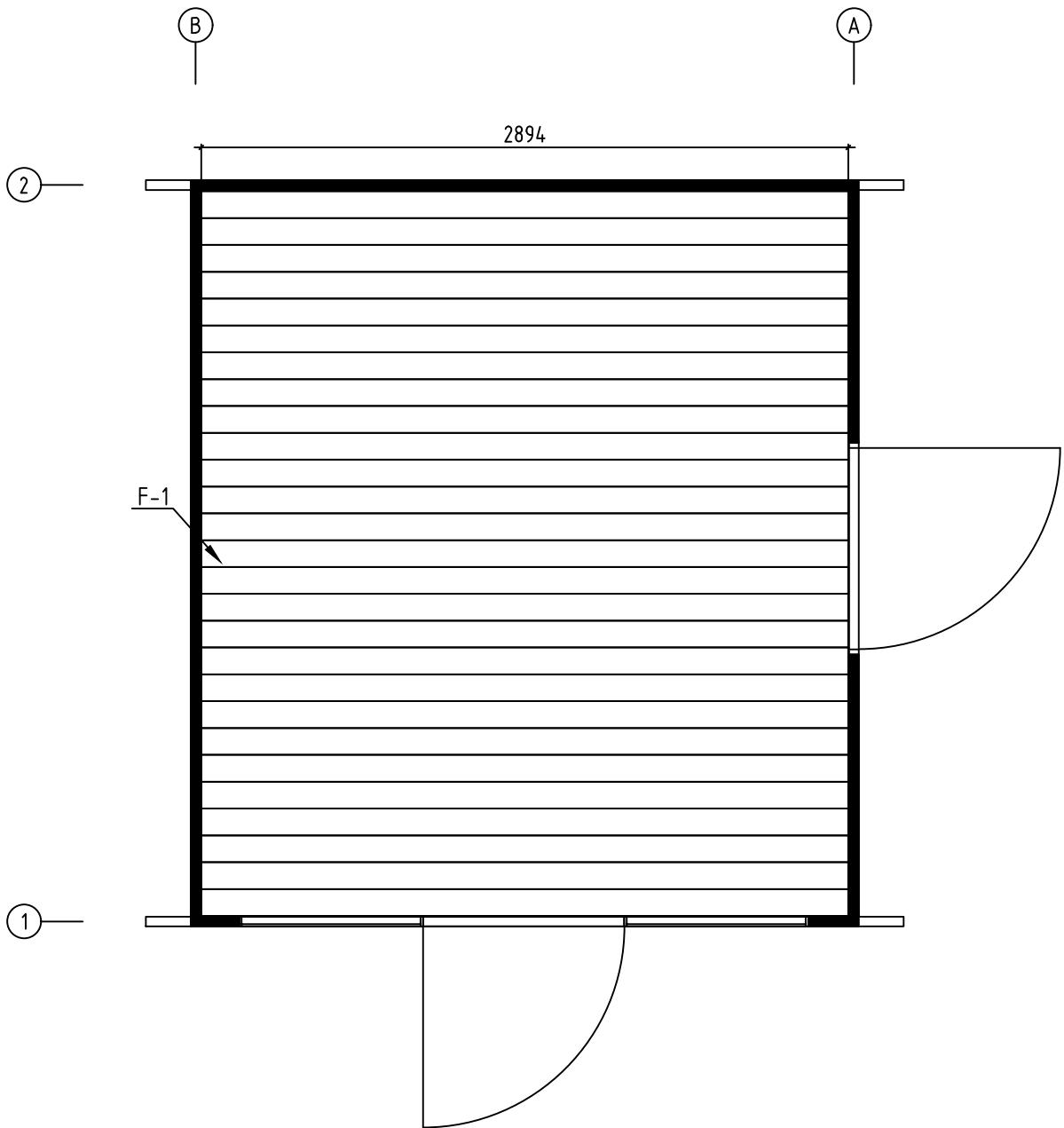
Ehdotus vaihtoehtoisesta jalustasta kannattajilla ja jaloilla. Kannattajat 45x95 tai 45x120 ja jalat läpimitaltaan n. 100-200 mm (kannattajia ja jalkoja ei ole toimituksessa). Käytettäessä esimerkiksi harkkoja (ei kuulu toimitukseen) jalkojen sijasta, voi kannattajat asettaa lappeelleen niitä vasten ja sillä tavoin vähentää rakenteen korkeutta. Tässä rakenteessa voi lisäksi asettaa levyn kannattajien ja lattiapalkkien väliin ja sillä tavoin kannattaa alaphjan eristystä. Aseta betonin ja puun väliin kosteudelta suojaava pahvi

A proposal for alternative plinth beam layout plan. Plinth beams 45x95 or 45x120 and plinths ca 100-200 mm in diameter (plinth beams and plinths are not included in the kit). For example, by using masonry units (not included in the kit) instead of plinths, one can lay plinth beams flat against the masonry units and in that way reduce the height of the structure. In this construction one can also add "plywood board" between plinth beams. Place roofing felt between the concrete and wood to protect from moisture

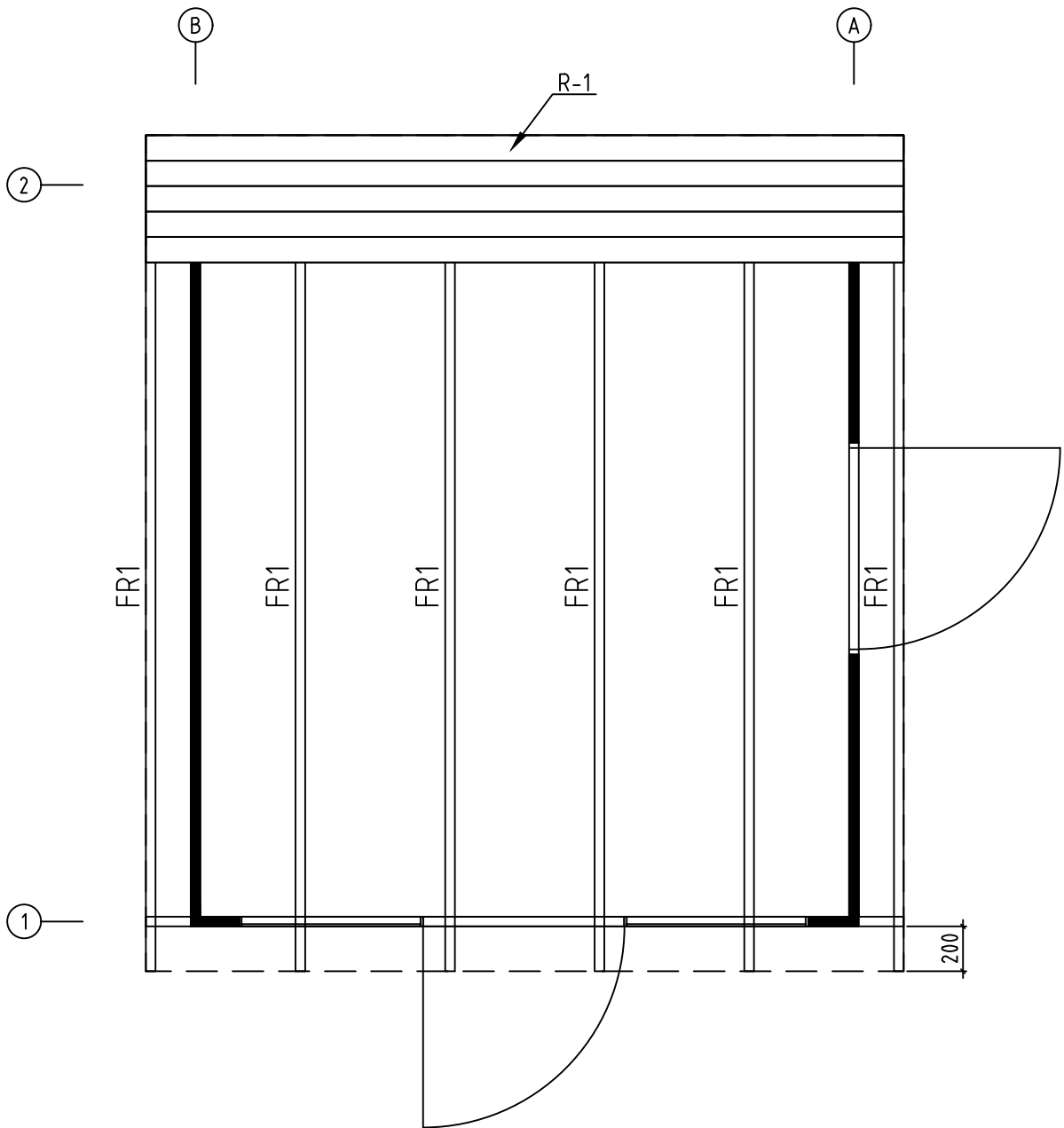
Name-Name-Nom-Titel 4457320	Page-Seite-Page-Sida 4
View-Aussicht-Vue-Utsikt FOUNDATIONPLAN-BETONBLOCK-PLINTPLAN-PLAN DE FOUNDATIONS	Scale-Maßstab-Echelle-Skala 1:30
Material-Material-Matériel-Material 44x135	Date-Datum-Date-Datum 03.05.2022
Drafter-Zeichner-Rédacteur-Föredragande EJ	



Name-Name-Nom-Titel 4457320	Page-Seite-Page-Sida 5
View-Aussicht-Vue-Utsikt FOUNDATION - FUNDAMENT - FONDATION - GOLVBÄLKAR	
Material-Material-Matériel-Material 44x135	Scale-Maßstab-Echelle-Skala 1:30
Drafter-Zeichner-Rédacteur-Föredragande EJ	Date-Datum-Date-Datum 03.05.2022

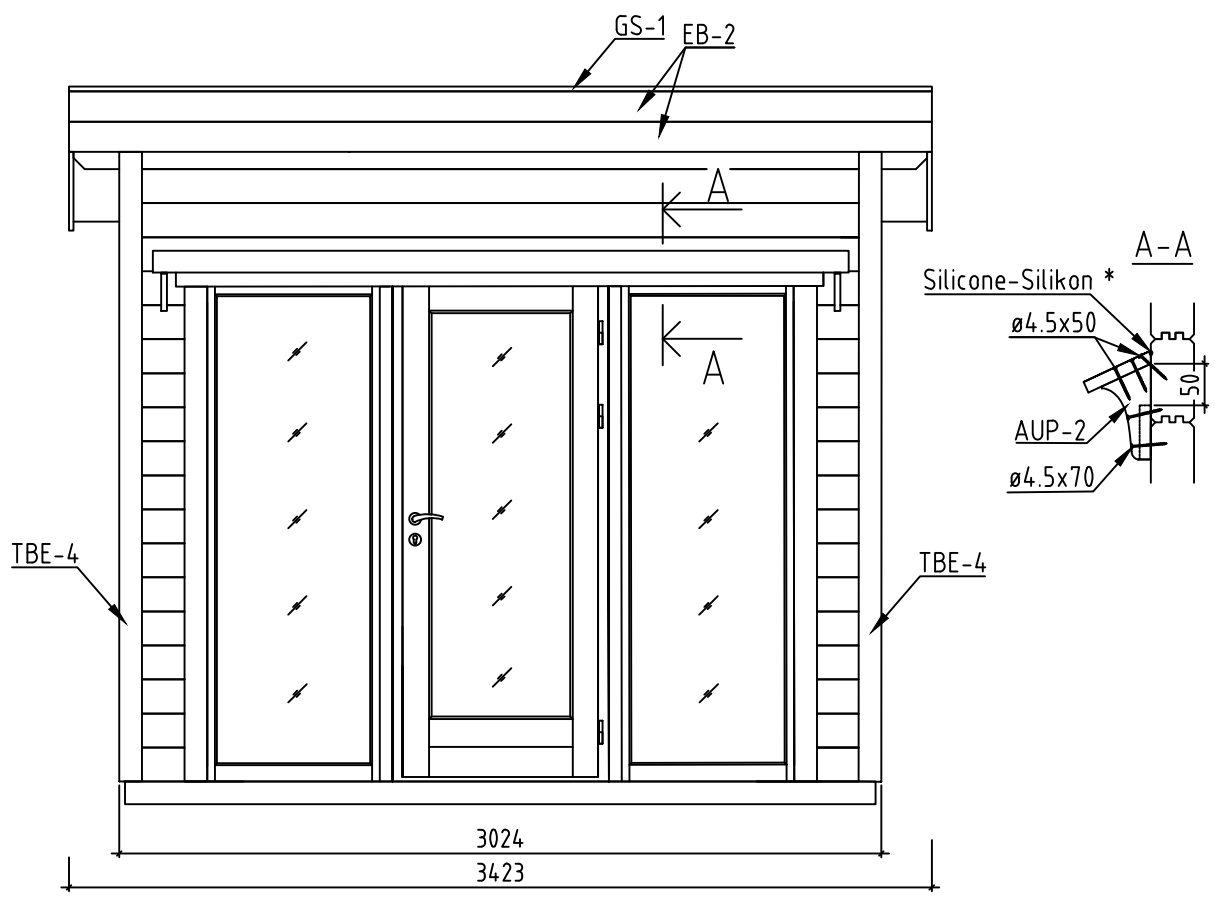
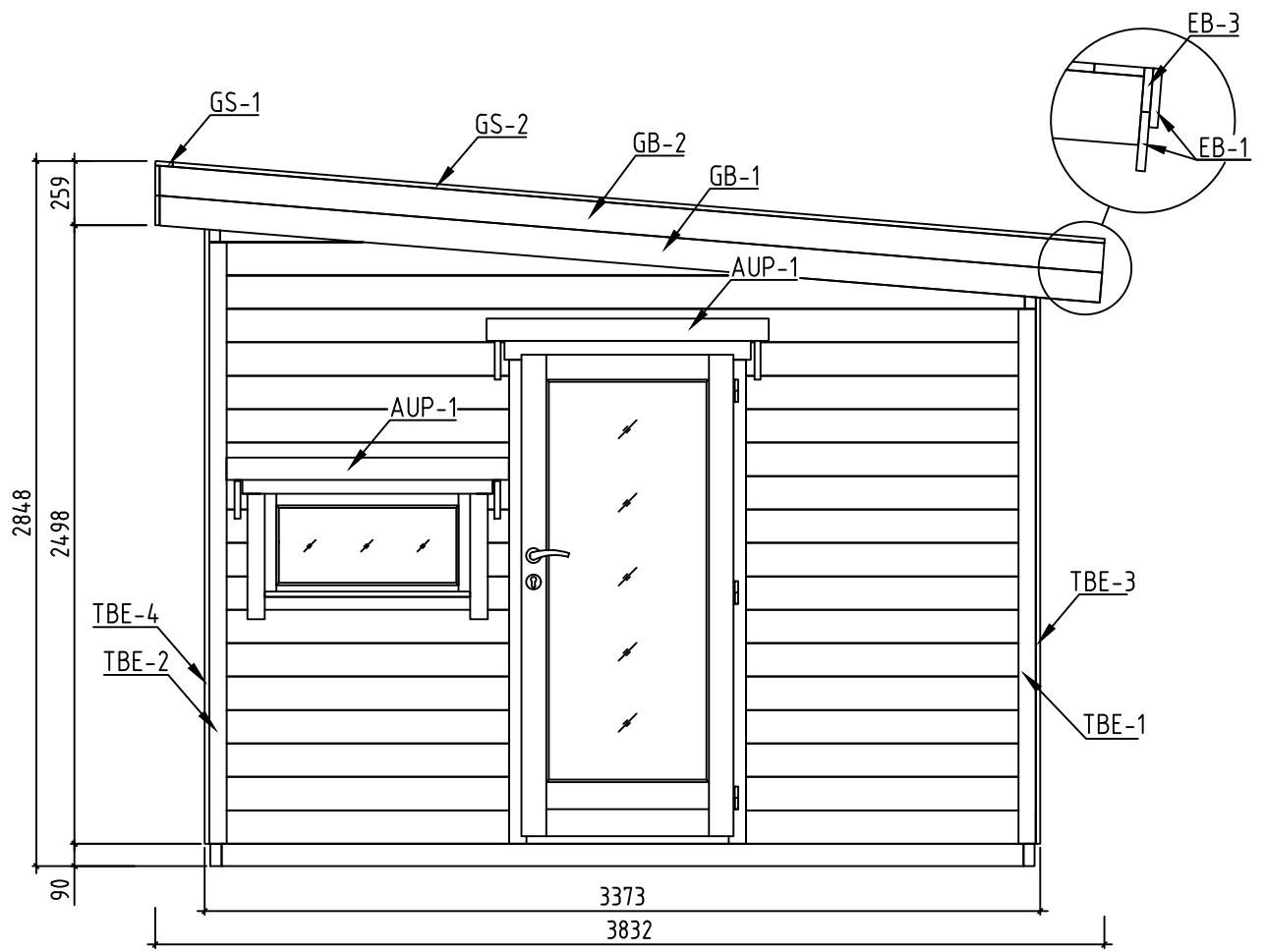


Name-Name-Nom-Titel 4457320	Page-Seite-Page-Sida 6
View-Aussicht-Vue-Utsikt FLOOR BOARDS-FUSSBODENBRETTER-LAME DE PLANCHER-GOLVBRÄDOR	
Material-Material-Matériel-Material 44x135	Scale-Maßstab-Echelle-Skala 1:30
Drafter-Zeichner-Rédacteur-Föredragande EJ	Date-Datum-Date-Datum 03.05.2022



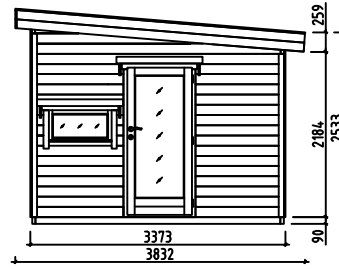
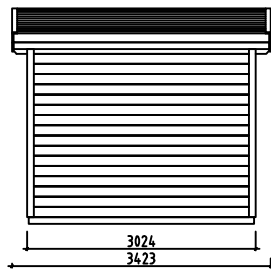
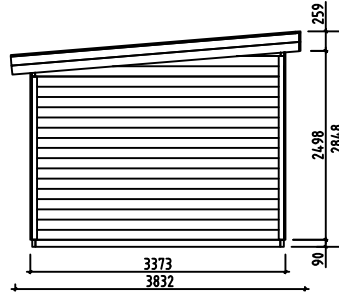
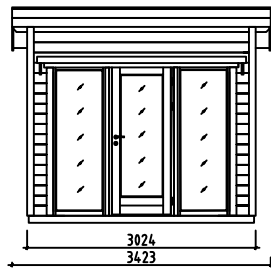
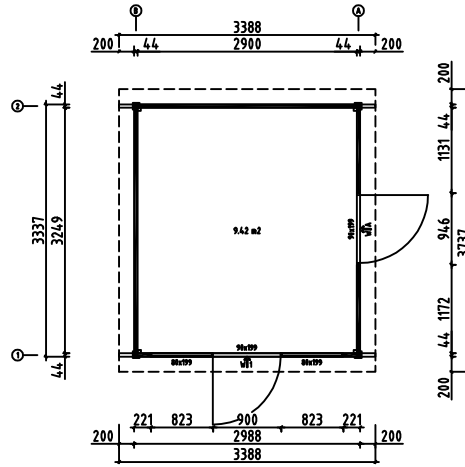
P Max 250 kg/m²

Name-Name-Nom-Titel 4457320	Page-Seite-Page-Sida 7
View-Aussicht-Vue-Utsikt RAFTERS PLAN-DACHSPARREN-PLAN DE CHEVRON-PLAN ÖVER TAKSPARRE	
Material-Material-Matériel-Material 44x135	Scale-Maßstab-Echelle-Skala 1:30
Drafter-Zeichner-Rédacteur-Föredragande EJ	Date-Datum-Date-Datum 03.05.2022

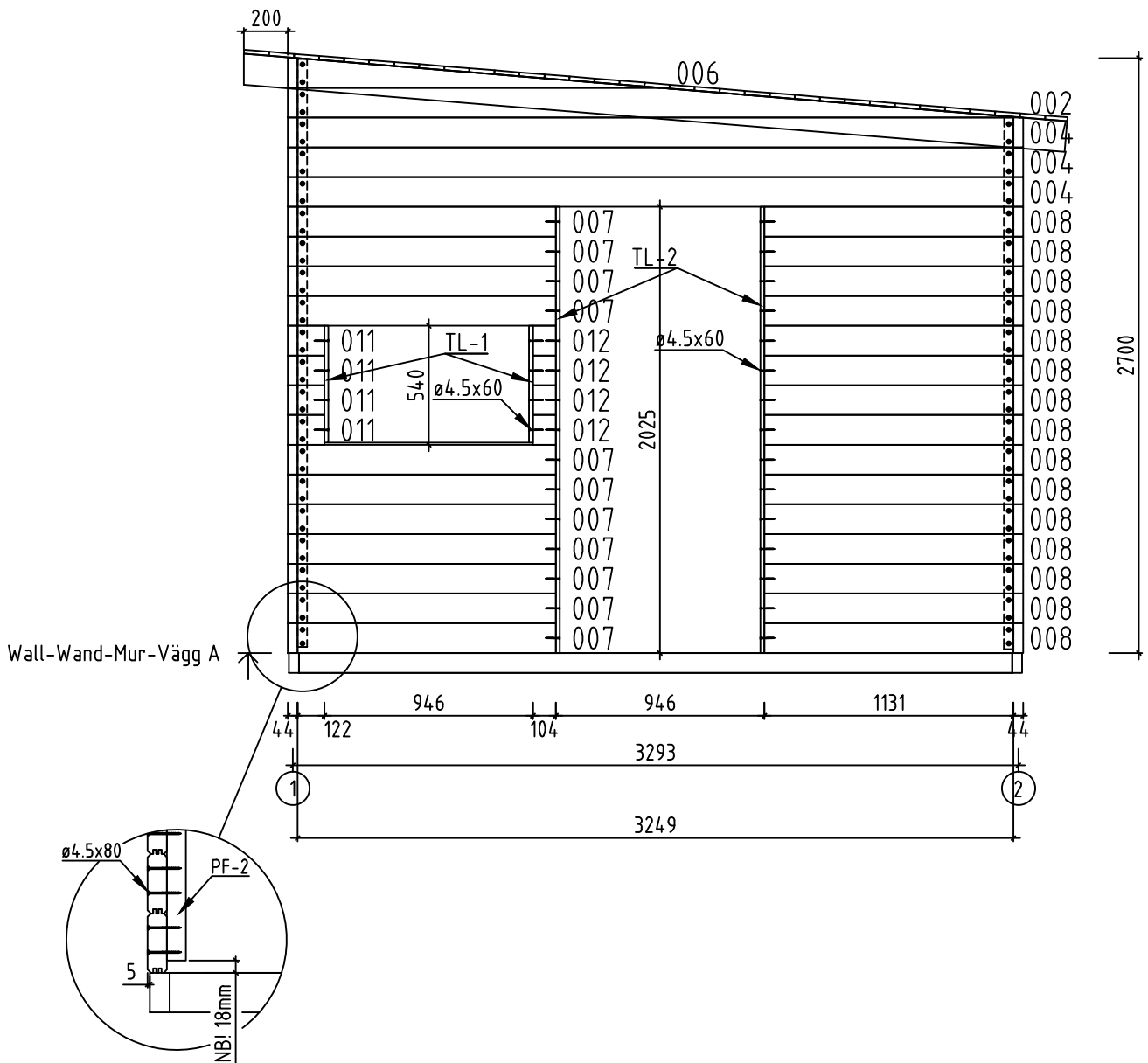


Name-Name-Nom-Titel 4457320	Page-Seite-Page-Sida 8
View-Aussicht-Vue-Utsikt VIEWS-ANSICHTEN-VUE DES MURS-VYER	
Material-Material-Matériel-Material 44x135	Scale-Maßstab-Echelle-Skala 1:30
Drafter-Zeichner-Rédacteur-Föredragande EJ	Date-Datum-Date-Datum 03.05.2022

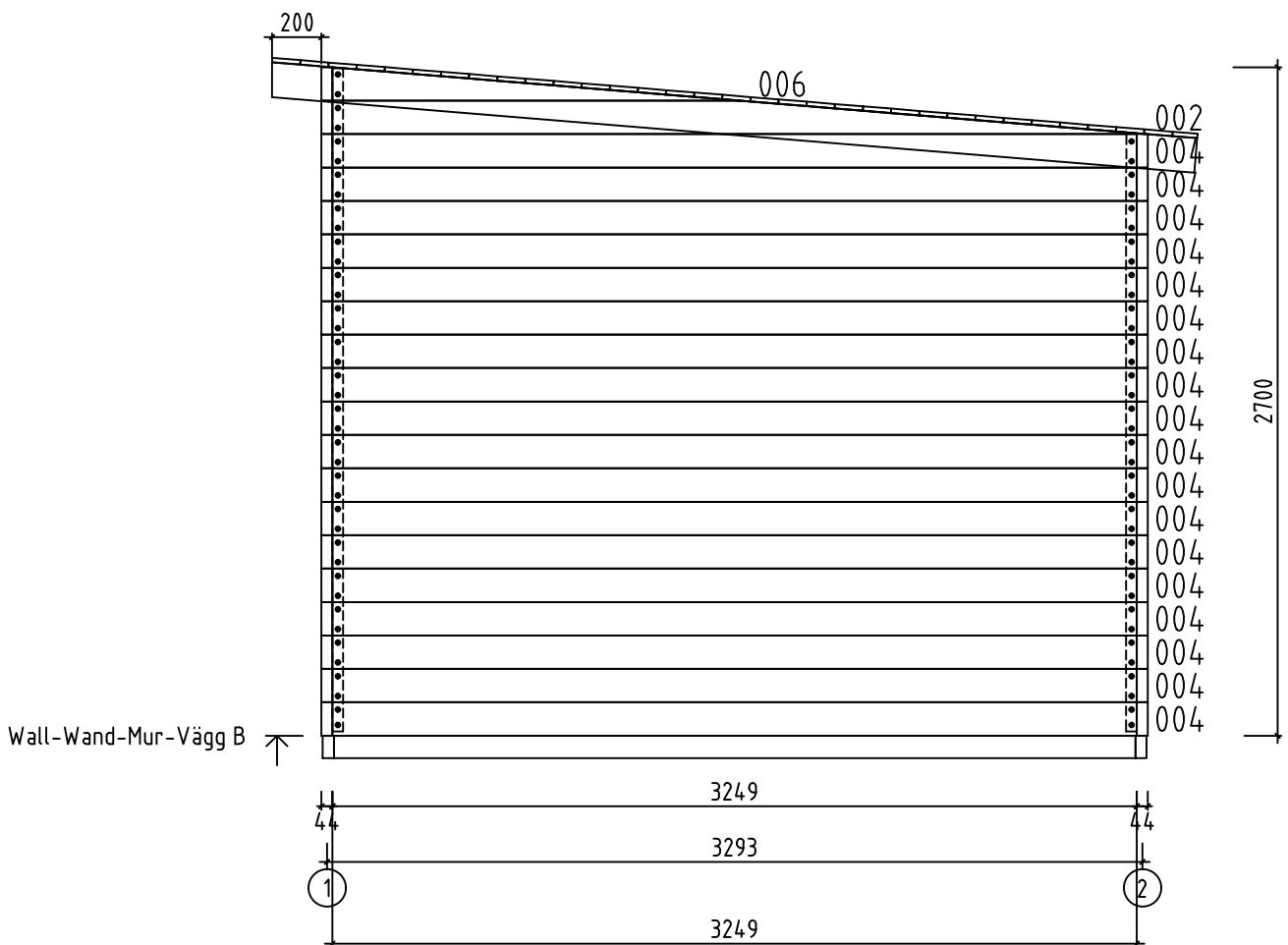
*Does not belong to the delivery set - Gehört nicht zum Lieferumfang - Pas inclus dans l'ensemble - Ingår inte i huspaketet



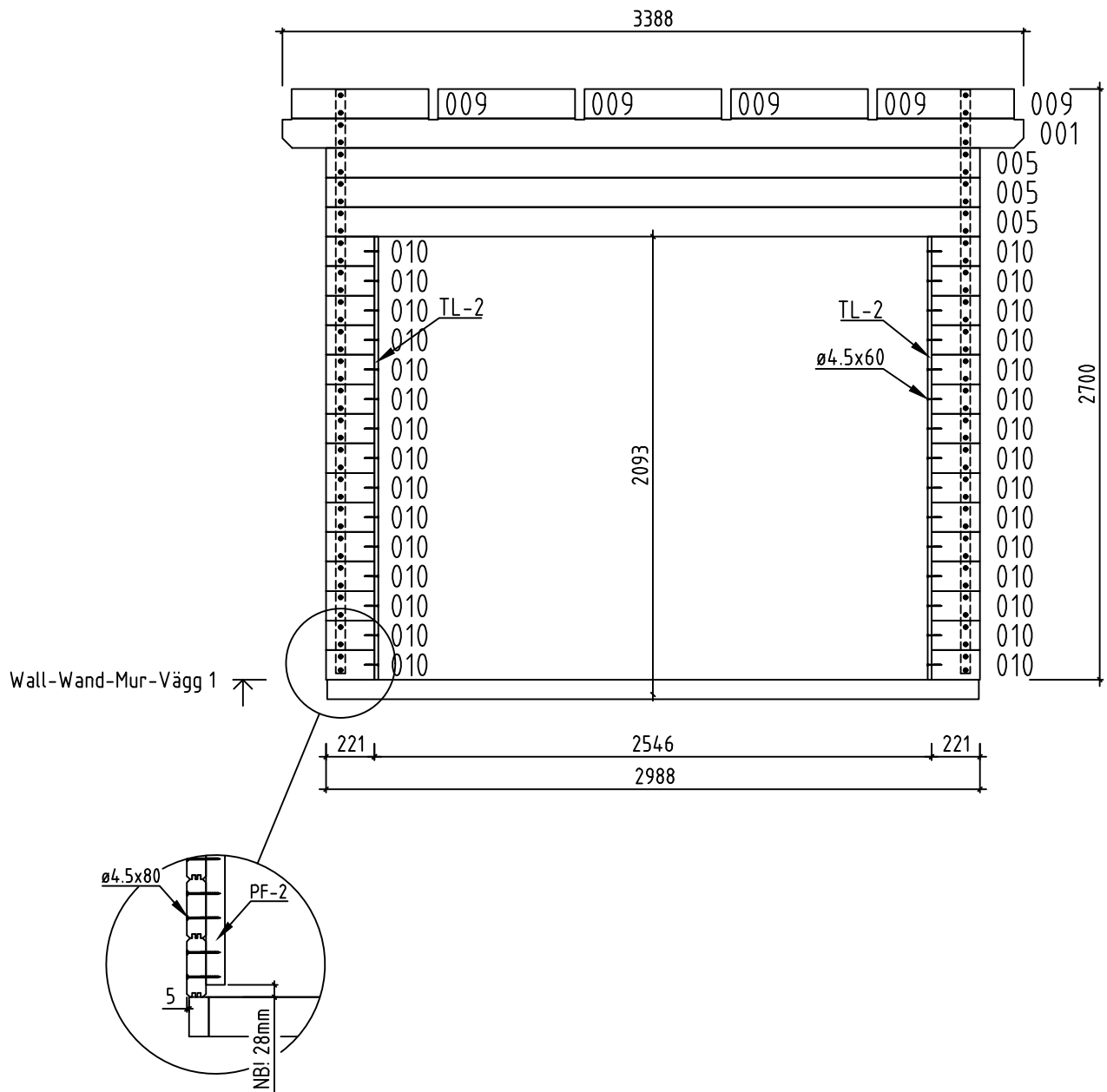
Name-Name-Nom-Titel 4457320	Page-Seite-Page-Sida 9
View-Aussicht-Vue-Utsikt GROUNDPLAN - GRUNDPLAN - PLAN DE MASSE - PLANRITNING	
Material-Material-Matériel-Material 44x135	Scale-Maßstab-Echelle-Skala 1:100
Drafter-Zeichner-Rédacteur-Föredragande EJ	Date-Datum-Date-Datum 03.05.2022



Name-Name-Nom-Titel 4457320	Page-Seite-Page-Sida 10
View-Aussicht-Vue-Utsikt Wall-Wand-Mur-Vägg A	
Material-Material-Matériel-Material 4.4x13.5	Scale-Maßstab-Echelle-Skala 1:30
Drafter-Zeichner-Rédacteur-Föredragande EJ	Date-Datum-Date-Datum 03.05.2022




Name-Name-Nom-Titel 4457320	Page-Seite-Page-Sida 11
View-Aussicht-Vue-Utsikt Wall-Wand-Mur-Vägg B	
Material-Material-Matériel-Material 4.4x13.5	Scale-Maßstab-Echelle-Skala 1:30
Drafter-Zeichner-Rédacteur-Föredragande EJ	Date-Datum-Date-Datum 03.05.2022











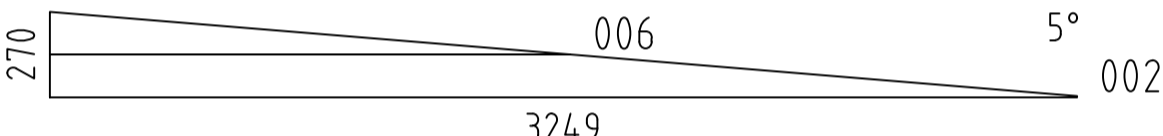
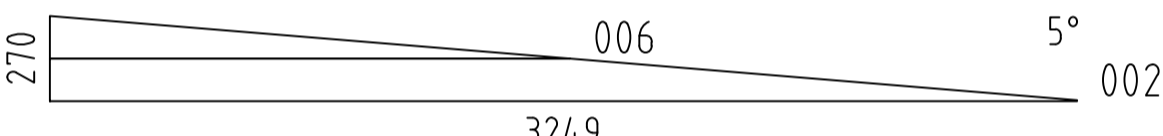



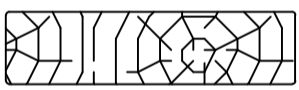
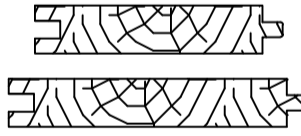

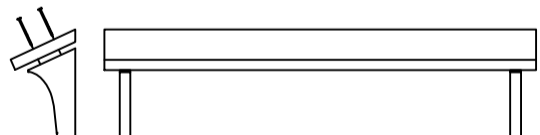
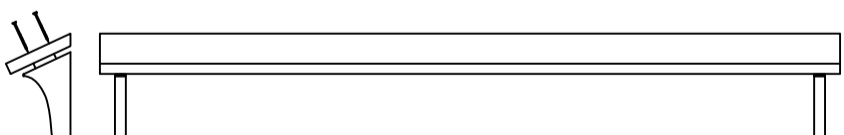
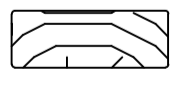
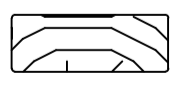
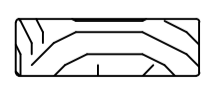
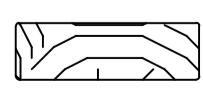
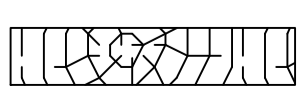


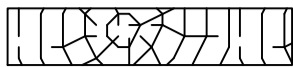






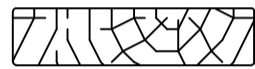












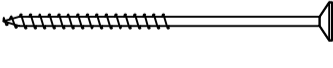


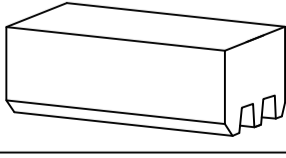
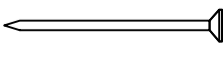
Name-Name-Nom-Titel 4457320	Page-Seite-Page-Sida 12
View-Aussicht-Vue-Utsikt Wall-Wand-Mur-Vägg 1	
Material-Material-Matériel-Material 4.4x13.5	Scale-Maßstab-Echelle-Skala 1:30
Drafter-Zeichner-Rédacteur-Föredragande EJ	Date-Datum-Date-Datum 03.05.2022

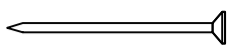
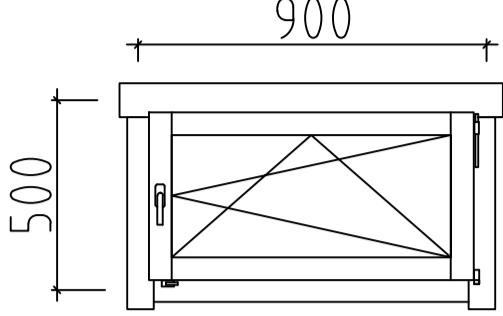
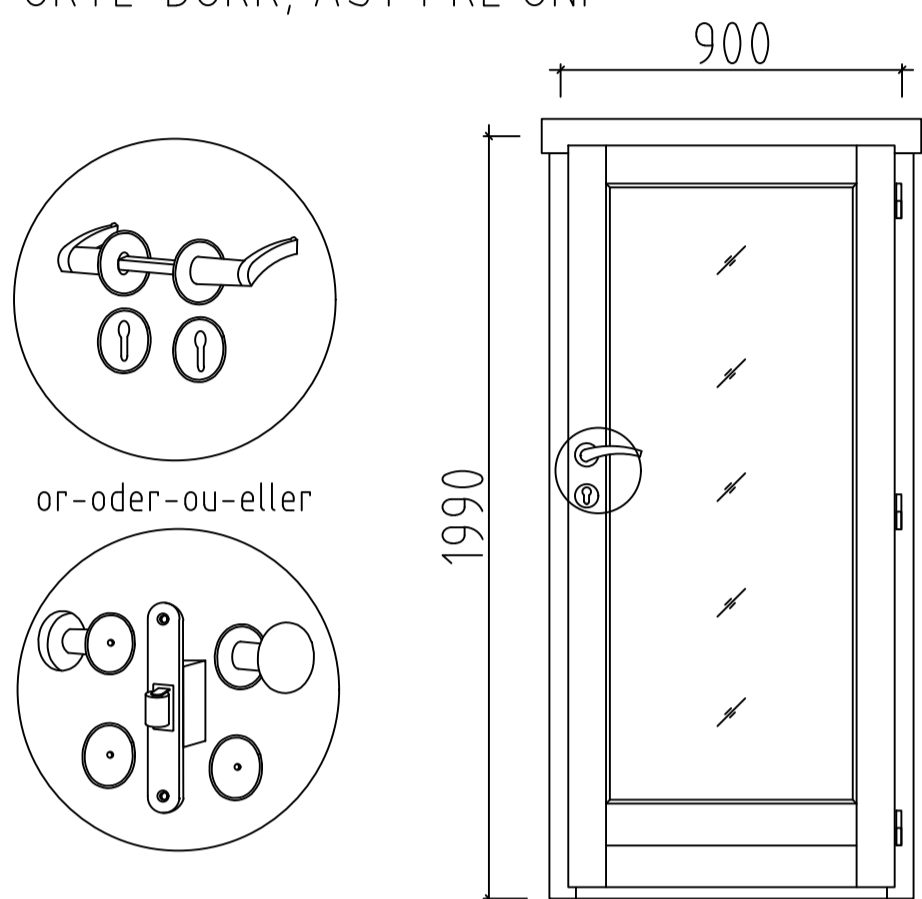
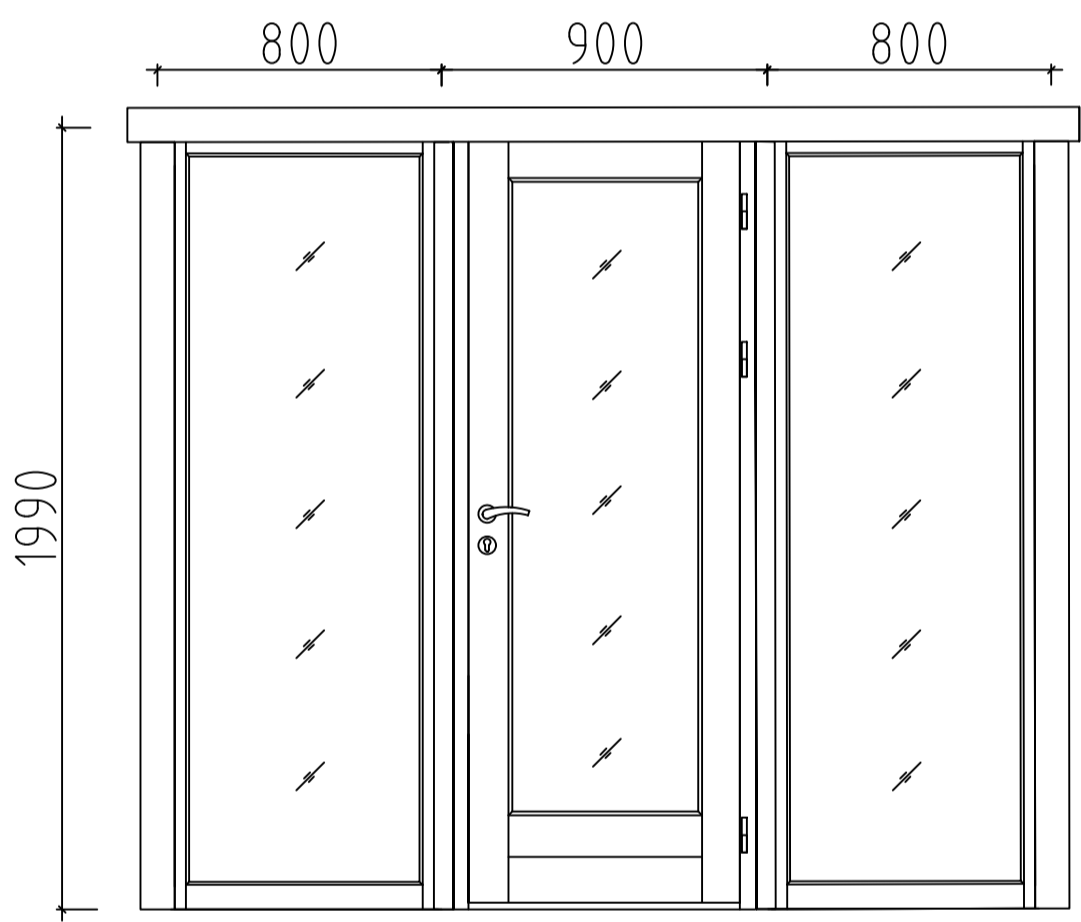
Wall-Wand-Mur-Vägg 2 ↗



Name-Name-Nom-Titel 4457320	Page-Seite-Page-Sida 13
View-Aussicht-Vue-Utsikt Wall-Wand-Mur-Vägg 2	
Material-Material-Matériel-Material 4.4x13.5	Scale-Maßstab-Echelle-Skala 1:30
Drafter-Zeichner-Rédacteur-Föredragande EJ	Date-Datum-Date-Datum 03.05.2022

Pos	4457320 Piece list - Stückliste - Liste des pieces - Delförteckning	Q.	P (mm)	L (mm)
001		2	44x135	3388
003	SPARE BEAM-ERZATZBOHLE-FAISCEAU DE RECHANGE-RESERVDEL 	1	44x135	3249
004		21	44x135	3249
005		19	44x135	2988
007		11	44x135	1172
008		15	44x135	1131
009		10	44x135	626
010		30	44x135	221
011		4	44x135	122
012		4	44x135	104
WA-1		1		
WB-1		1		
FB1	FOUNDATION - FUNDAMENT - FONDATION - GOLVBJÄLKAR 	8	45x90	3237
FB2	FOUNDATION - FUNDAMENT - FONDATION - GOLVBJÄLKAR 	2	45x90	2978
FR1	RAFTER - DACHSPARREN - CHEVRON - TAKBJÄLKE 	6	43x140	3749
F-1	FLOOR BOARDS-FUSSBODENBRETTER-LAME DE PLANCHER-GOLVBRÄDOR 	27+1	120x28	2894
R-1	ROOF BOARDS - DACHBRETTER - VOLIGES - TAKBRÄDE  or-oder-ou-eller	46+1 33+1	88x18 114x18	3388
FF-1	FLOOR FILLET-FUSSBODENLEISTE - CORNIERE DE FINITION DU PLANCHER - GOLVLÄKT 		18x35	15 m.
AUP-1	WEATHER BOARD - REGENABSCHLUSSBRETT - ABILLAGE - HYLLBRÄDA 	2	18x120	1140
AUP-2	WEATHER BOARD - REGENABSCHLUSSBRETT - ABILLAGE - HYLLBRÄDA 	1	18x120	2760
TL-1	FIXING FILLET - FIXIRUNGSLEISTE - PROFIL DE FIXATION - MONTERINGSLIST 	2	18x44	530
TL-2	FIXING FILLET - FIXIRUNGSLEISTE - PROFIL DE FIXATION - MONTERINGSLIST 	4	18x44	2025
TBE-1	COVERING BOARD - DECKENLEISTEN - PROFILS DE FINITION - TÄCKBRÄDA 	2	18x70	2165
TBE-2	COVERING BOARD - DECKENLEISTEN - PROFILS DE FINITION - TÄCKBRÄDA 	2	18x70	2435
TBE-3	COVERING BOARD - DECKENLEISTEN - PROFILS DE FINITION - TÄCKBRÄDA 	2	18x90	2435

Pos	4457320 Piece list - Stückliste - Liste des pieces - Delförteckning	Q.	P (mm)	L (mm)
TBE-4	COVERING BOARD - DECKENLEISTEN - PROFILS DE FINITION - TÄCKBRÄDA 	2	18x90	2710
GB-1	GABLE MOULDING - GIEBELLEISTE - PLANCHE DE RIVE - VINDBRÄDE 	2	18x120	3810
GB-2	GABLE MOULDING - GIEBELLEISTE - PLANCHE DE RIVE - VINDBRÄDE 	2	18x120	3830
PF-1	CORNER STUD - ECKPFOSTEN - POTEAUX POUR PREAU - HÖRNLÄKT 	2	43x43	2405
PF-2	CORNER STUD - ECKPFOSTEN - POTEAUX POUR PREAU - HÖRNLÄKT 	2	43x43	2670
EB-1	EAVES BOARD - TRAUFBRETT - BANDEAU DE TOIT - TAKFOTSINKLÄDNAD 	2	18x120	3388
EB-2	EAVES BOARD - TRAUFBRETT - BANDEAU DE TOIT - TAKFOTSINKLÄDNAD 	2	18x120	3425
EB-3	EAVES BOARD - TRAUFBRETT - BANDEAU DE TOIT - TAKFOTSINKLÄDNAD 	1	18x90	3388
GS-1	ROOFING FELT FILLET - DACHPAPPENLEISTE - BAGUETTE DE FIXATION DU FEUTRE BITUMEUX - BRÄDA OVANPÅ GAVELBRÄDA 	1	18x70	3425
GS-2	ROOFING FELT FILLET - DACHPAPPENLEISTE - BAGUETTE DE FIXATION DU FEUTRE BITUMEUX - BRÄDA OVANPÅ GAVELBRÄDA 	2	18x70	3777
HS	SCREW FOR COVERING BOARD - SCHRAUBE FÜR DECKENLEISTEN - VIS POUR PROFILS DE FINITION - SKRUV FÖR TÄCKBRÄDA (KLS) 	48	ø4.5x50	
HS	SCREW FOR GABLE MOULDING - SCHRAUBE FÜR GIEBELLEISTE - VIS DE FIXATION POUR PLANCHE DE RIVE - SKRUV FÖR GAVELBRÄDA (GB) 	30	ø4.5x50	
HS	SCREW FOR EAVES BOARDS (EB) - SCHRAUBE FÜR TRAUFBRETT (EB) - VIS DE FIXATION POUR BANDEAU DE TOIT (EB) - SKRUV FÖR GAVELBRÄDOR (EB) 	50	ø4.5x50	
HS	SCREW FOR WEATHER BOARD - SCHRAUBE FÜR REGENABSCHLUSSBRETT - VIS POUR HABILLAGE - SKRUV FÖR HYLLBRÄDA (AUP) 	26	ø4.5x50	
HS	SCREW FOR ROOFING FELT FILLET - SCHRAUBE FÜR DACHPAPPEN- LEISTE - VIS POUR BAGUETTE FIXATION FEUTRE BITUMEUX - SKRUV FÖR TAKLÄKT (GS) 	28	ø4.5x50	
HS	SCREW FOR FIXING FILLET - SCHRAUBE FÜR FIXIRUNGSLEISTE - VIS POUR FIXATION PROFIL - SKRUV FÖR MONTERINGSLIST (TL) 	70	ø4.5x60	
NF	SCREW FOR FLOOR - SCHRAUBE FÜR FUSSBODENBRETT - VIS POUR PLANCHER - SKRUV FÖR GOLVSPIK (F) 	340	ø2.5x60	
HS	SCREW FOR WEATHER BOARD - SCHRAUBE FÜR REGENABSCHLUSSBRETT - VIS POUR HABILLAGE - SKRUV FÖR HYLLBRÄDA (AUP) 	12	ø4.5x70	
HS	SCREWS FOR WALL MOUNTING - SCHRAUBEN FÜR WANDMONTAGE - VIS DE FIXATION AU MUR - SKRUV FÖR VÄGGMONTERING 	156	ø4.5x80	
HS	SCREW FOR FUNDAMENT - SCHRAUBE ZUR BEFESTIGUNG FUNDAMENT - VIS POUR FONDATION - SKRUV FÖR GOLVBJÄLKAR (FBI) 	38	ø4.5x90	
HS	SCREW FOR GABLE - SCHRAUBE FÜR GIEBEL - VIS POUR FIXATION DES PIGNONS - SKRUV FÖR GAVELTRIANGEL 	4	ø5x120	
HS	SCREW FOR 1. WALL BEAM - SCHRAUBE FÜR 1. BOHLENREIHE - VIS DE FIXATION DES FONDATIONS - SKRUV FÖR 1. VÄGGREGEL 	12	ø6x160	
HS	SCREW FOR RAFTER - SCHRAUBE ZUR BEFESTIGUNG DACHSPARREN - VIS POUR CHEVRON - SKRUV FÖR TAKSPARRE (FR) 	12	ø6x160	
HB	HAMMER BLOCK - SCHLAGHOLZ - CALLE DE FRAPPE - HAMMARKLOSS 	2		
NF	ZN NAIL FOR ROOF - ZN NÄGEL FÜR DACHBRETT - POINTE POUR TOIT - FÖRZINKAD TAKSPIK (R) 	280	ø2.5x60	

Pos	4457320 Piece list - Stückliste - Liste des pieces - Delförteckning	Q.	P (mm)	L (mm)
NF	ZN NAIL FOR FLOOR FILLETS - ZN NÄGEL FÜR FUSSBODENLEISTEN - POINTE POUR PANNEAUX DE PLANCHER - NAGEL FÖR GOLVLIST (FF) 	25	ø2x40	
	WINDOW-FENSTER-FENETRE-FÖNSTER, AST PRE 	R 1	900x500	
	DOOR-TÜR-PORTE-DÖRR, AST PRE UNI 	R 1	900x1990	
	DOOR-TÜR-PORTE-DÖRR, AST PRE 	R 1	2500x1990	