
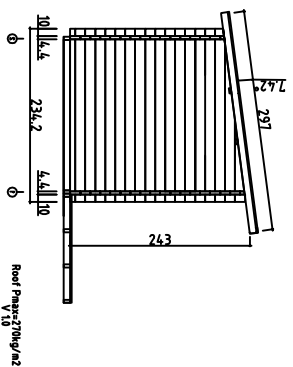
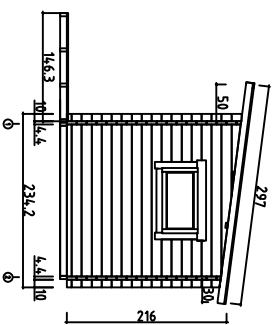
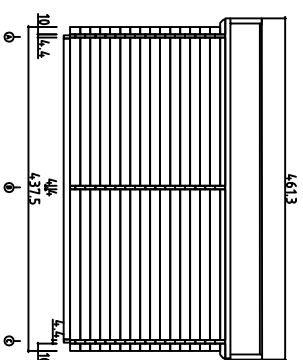
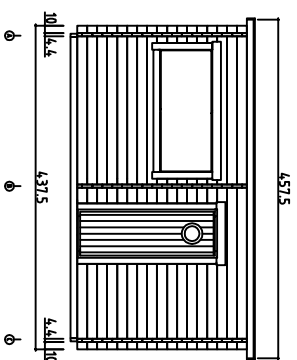
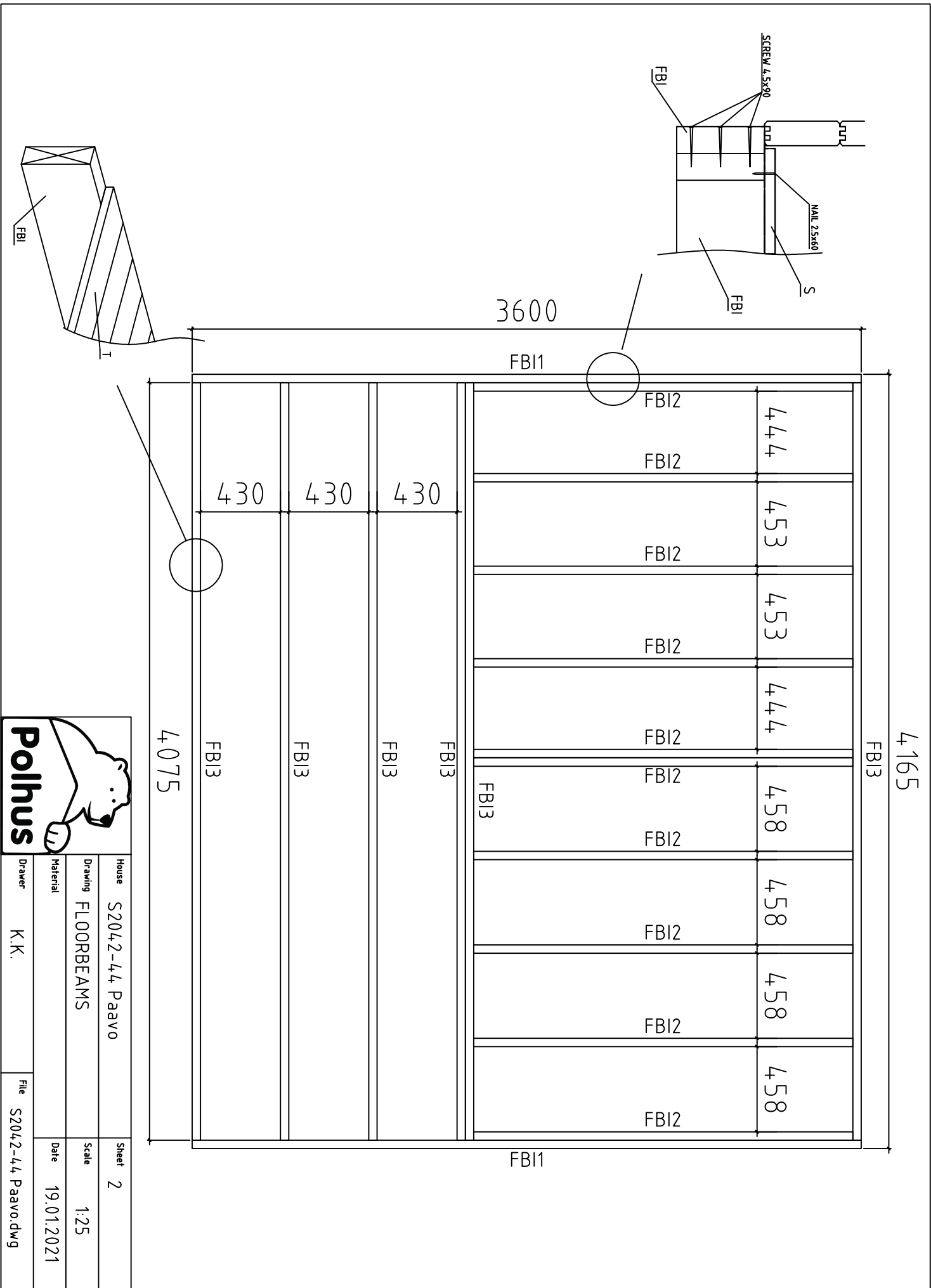


Date rev. Description

House	S2042-44 Paavo	Sheet	
Drawing	3D	Scale	
Material	44x135	Date	20.01.2016
Drawer	K.K.	File	S2042-44 Paavo 3D.dwg



House	S2042-44 Paavo	Sheet	1
Drawing	Views-kuvat-sedd	Scale	1:100
Material	44x135	Date	19.01.2021
Drawer	K.K.	File	S2042-44 Paavo Views.dwg



4165

FBI3

444
453
453
444
458
458
458
458

FBI2
FBI2
FBI2
FBI2
FBI2
FBI2
FBI2
FBI2


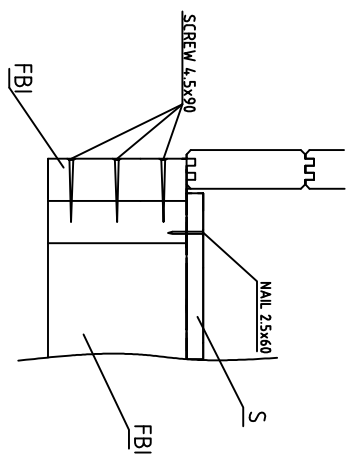
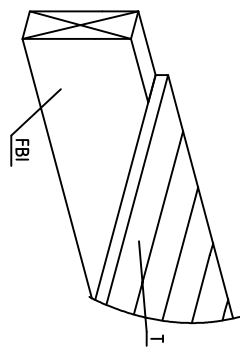
FBI3

3600
FBI1



430
430
430

FBI3
FBI3
FBI3


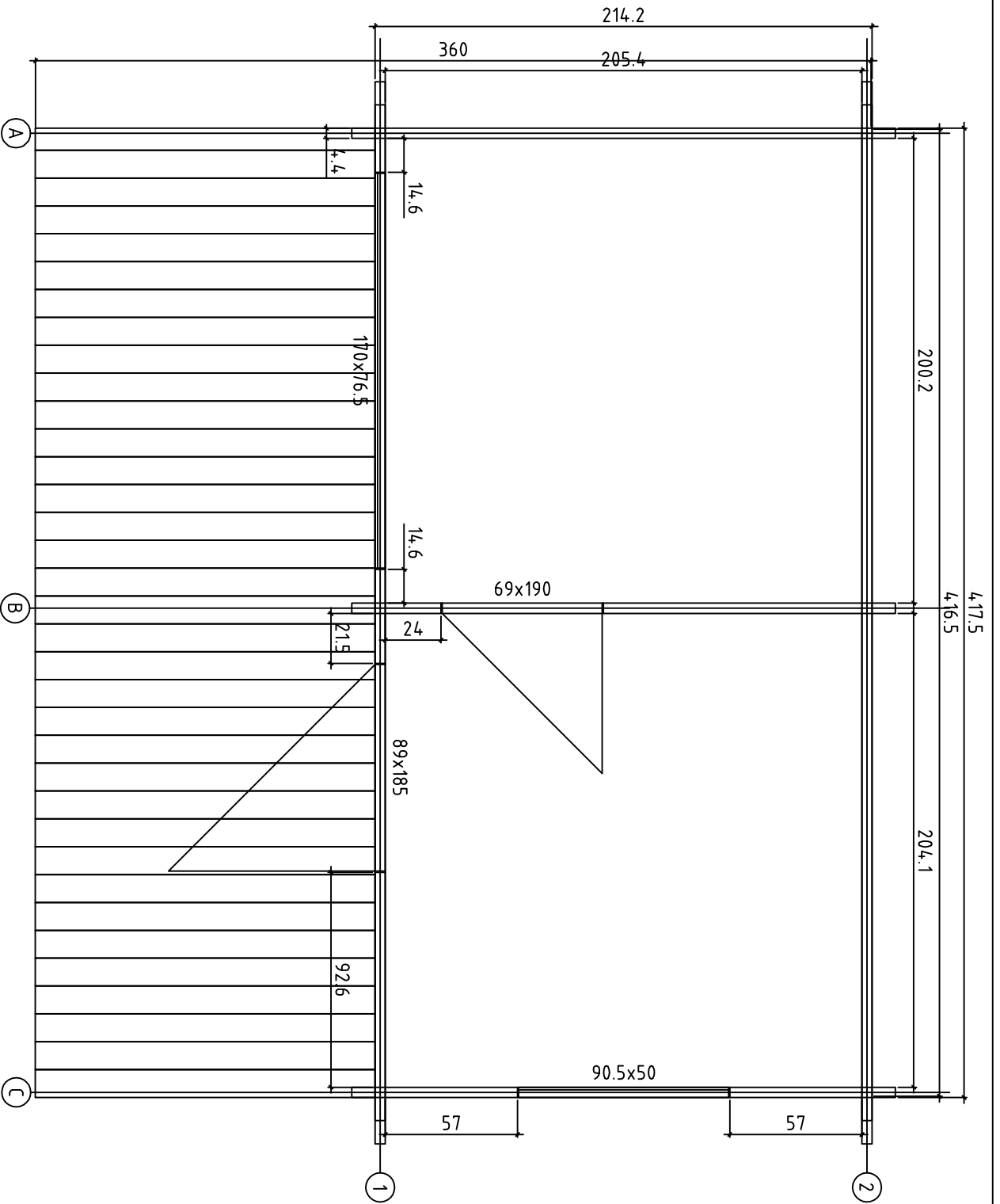
4075




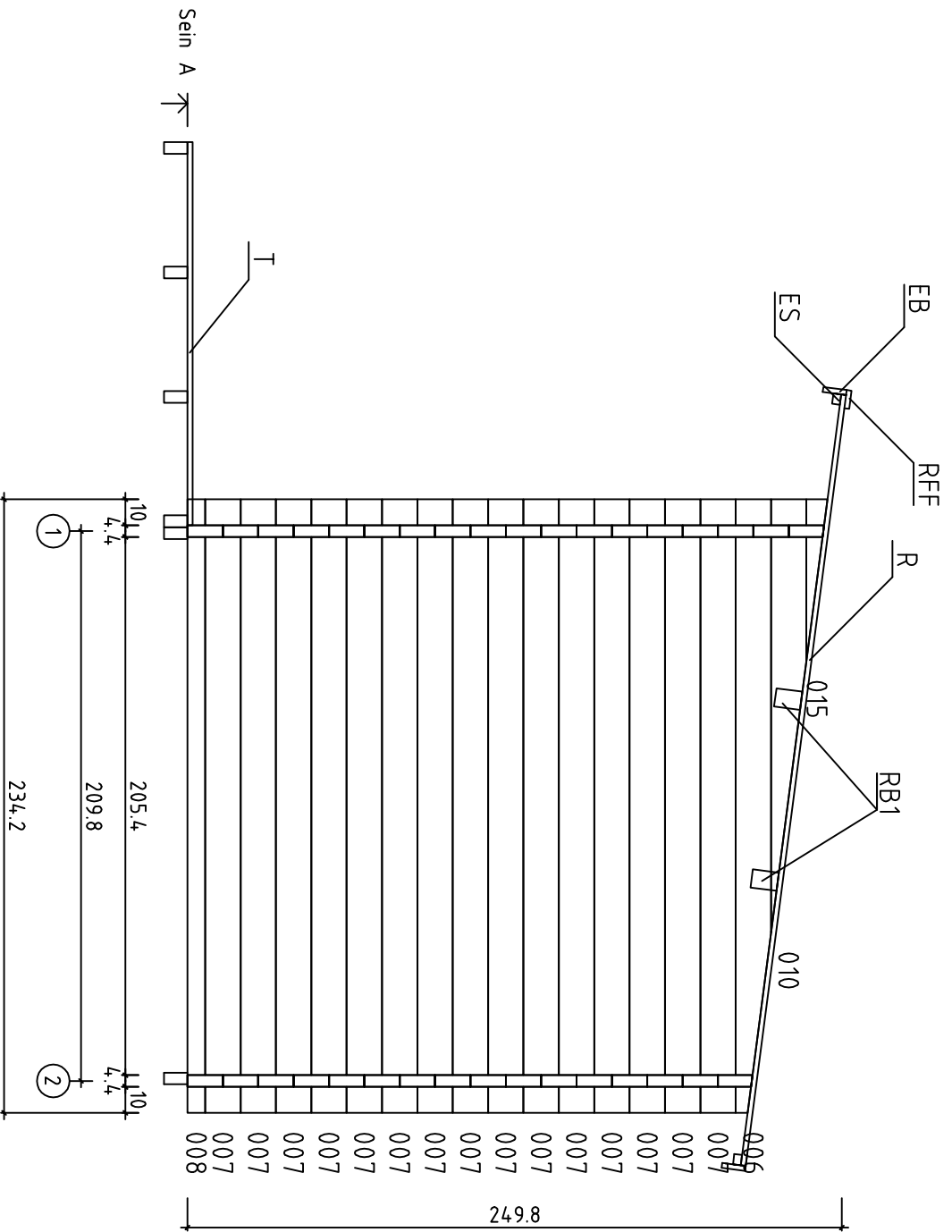
House	S2042-44 Paavo	Sheet	2
Drawing	FLOORBEAMS	Scale	1:25
Material		Date	19.01.2021
Drawer	K.K.	File	S2042-44 Paavo.dwg




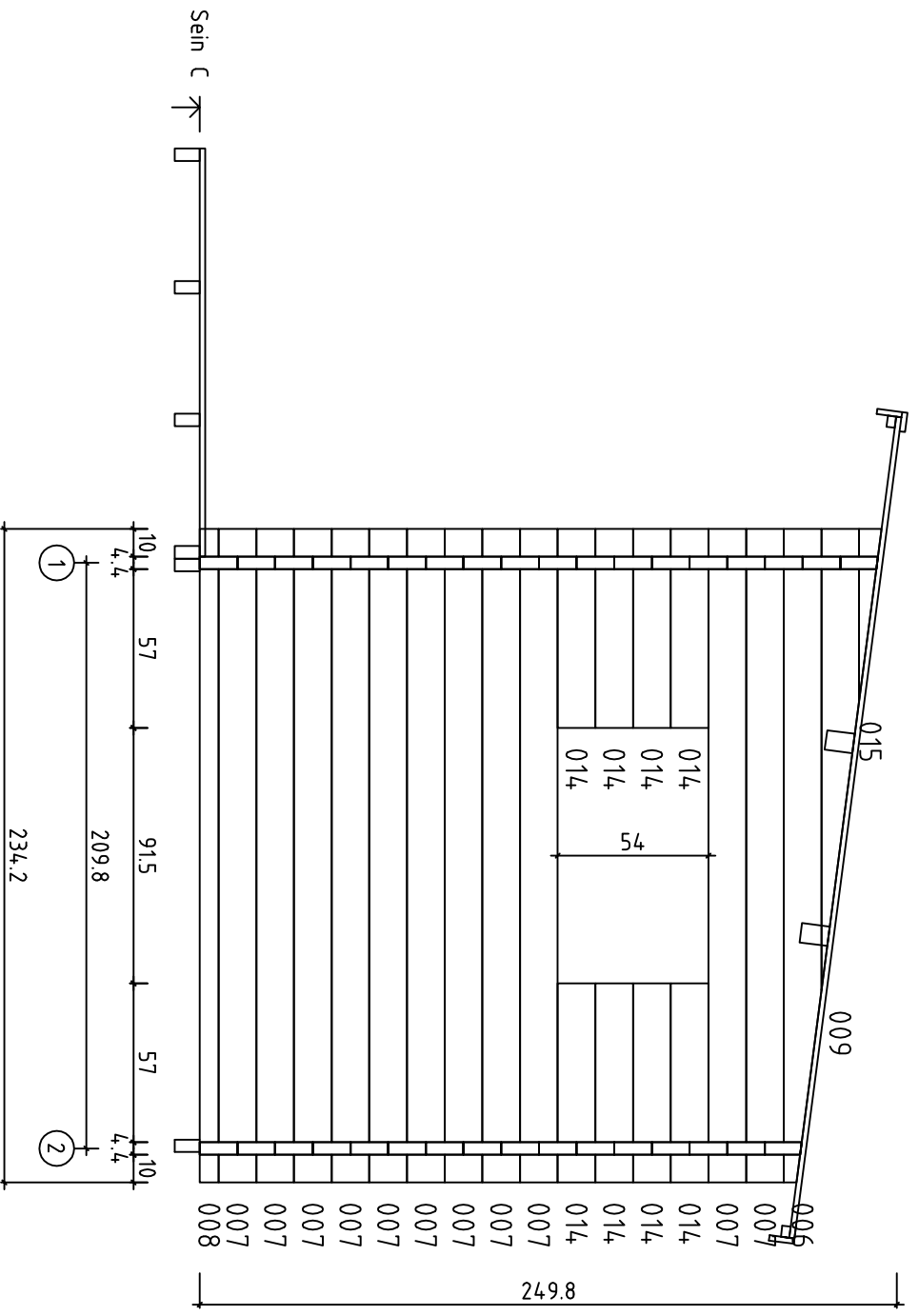
House	S2042-44 Paavo	Sheet	3
Drawing	SAUNA, TERRACE BOARDS	Scale	1:25
Material		Date	19.01.2021
Drawer	K.K.	File	S2042-44 Paavo.dwg




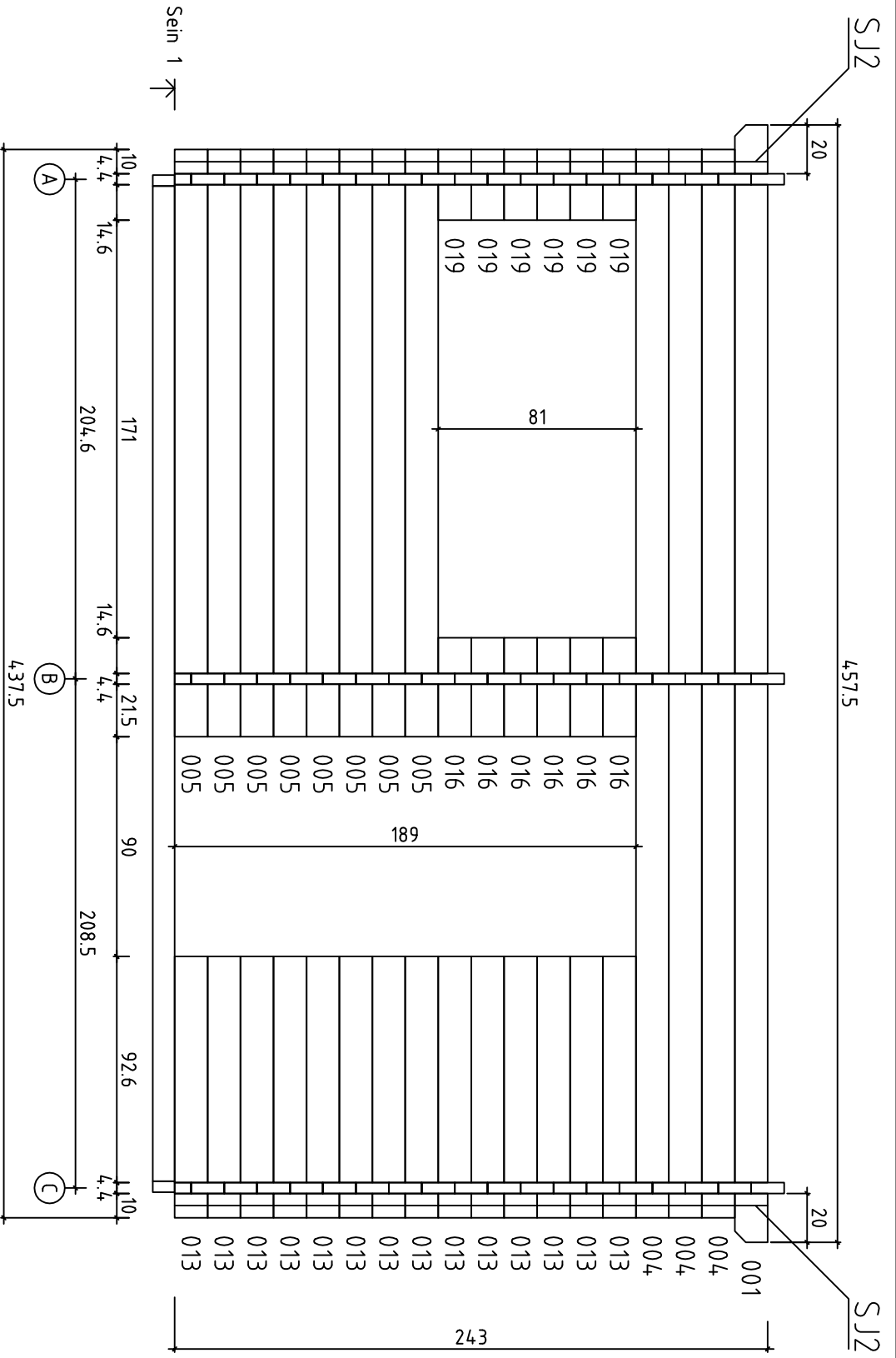
House	S2042-44 Paavo	Sheet	4
Drawing	Plan	Scale	1:25
Material		Date	19.01.2021
Drawer	K.K.	File	S2042-44 Paavo.dwg



House	S2042-44 Paavo	Sheet	5
Drawing	SEIN A	Scale	1:25
Material	4,4x13,5	Date	19.01.2021
Drawer	K.K.	File	S2042-44 Paavo.dwg


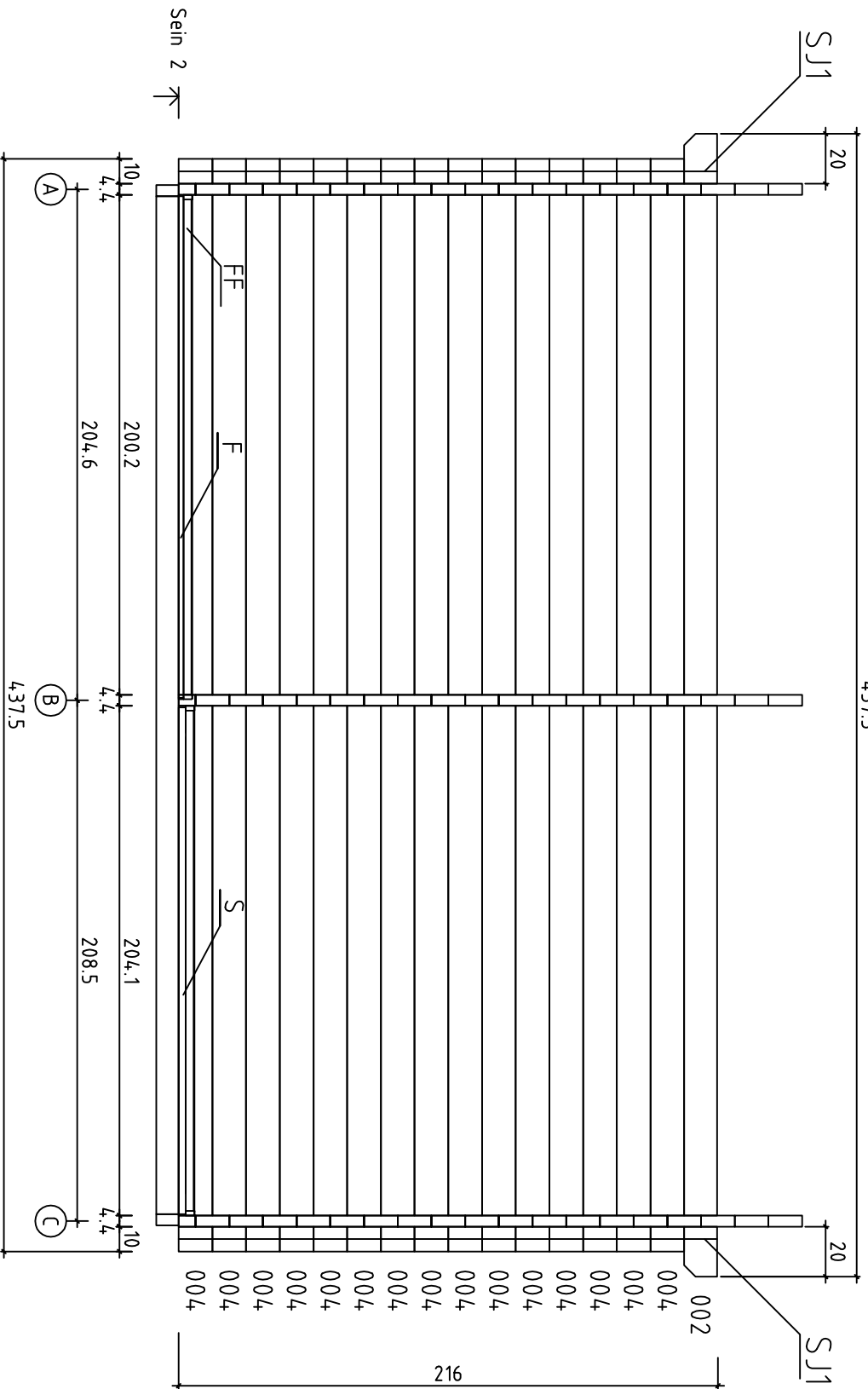


House	S2042-44 Paavo	Sheet	7
Drawing	SEIN C	Scale	1:25
Material	4,4x13,5	Date	19.01.2021
Drawer	K.K.	File	S2042-44 Paavo.dwg

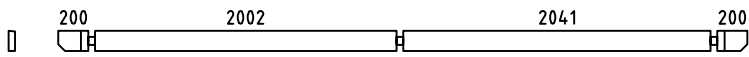
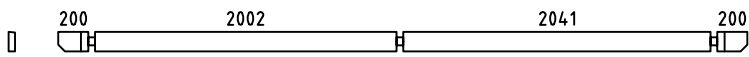

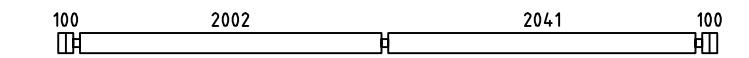
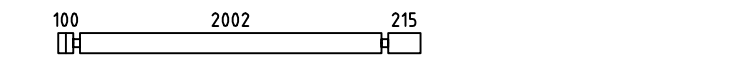
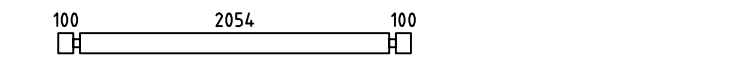
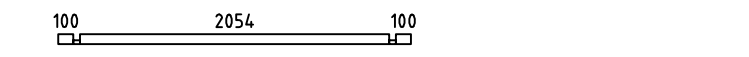









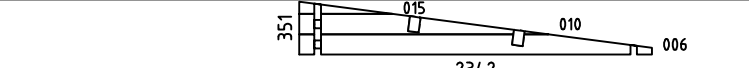





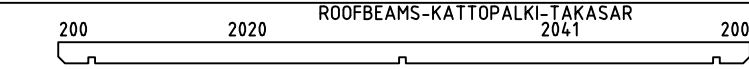

















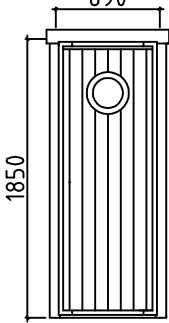
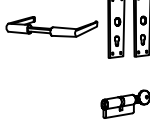
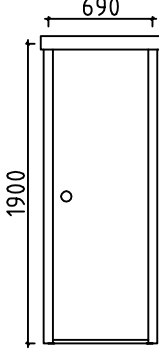
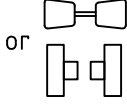
House	S2042-44 Paavo	Sheet	8
Drawing	SEIN 1	Scale	1:25
Material	4,4x13,5	Date	19.01.2021
Drawer	K.K.	File	S2042-44 Paavo.dwg


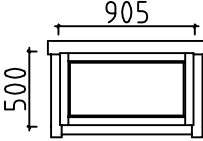


457.5

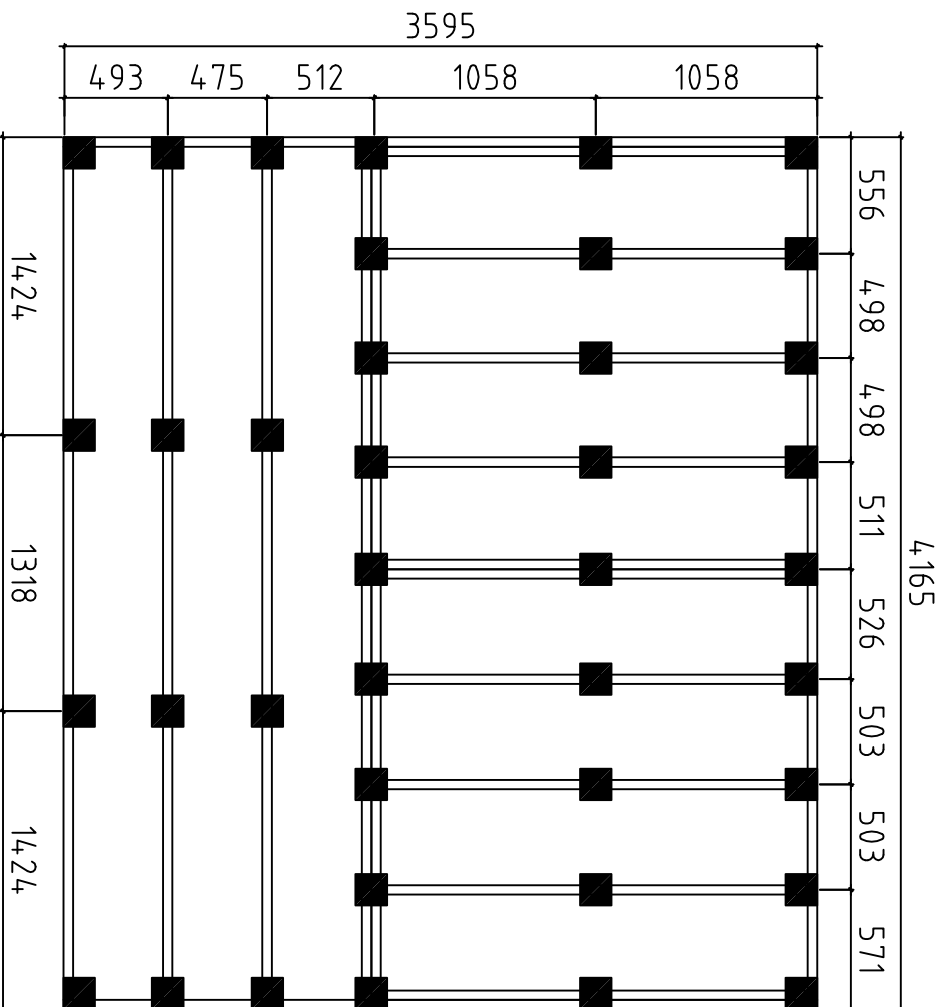


House	S2042-44 Paavo	Sheet	9
Drawing	SEIN 2	Scale	1:25
Material	4,4x13,5	Date	19.01.2021
Drawer	K.K.	File	S2042-44 Paavo.dwg

Pos	S2042-44 Paavo	Pcs.	Profil (mm)	L (mm)		
001		1	44x135	4575		
002		1	44x132	4575		
003	 EXTRA PROFILE	1	44x135	4400		
004		18	44x135	4375		
005		8	44x135	2405		
007		27	44x135	2342		
008		2	44x68	2342		
011		1	44x68	1258		
012		14	44x135	1258		
013		14	44x135	1070		
014		8	44x135	713		
016		6	44x135	405		
017		1	44x68	384		
018		14	44x135	384		
019		6	44x135	290		
	BOARD FOR ASSEMBLING - ASENNUSLAUTA - SLAGBRÄDE 	2	44x135	300		
WA-1		1	44x351	2342		
WB-1		1	44x351	2342		
WC-1		1	44x351	2342		
FBI3	FLOORBEAMS-LATTIAPALKIT-GOLVBÄLKAR  IMM	6	45x90	4075		
FBI1	FLOORBEAMS-LATTIAPALKIT-GOLVBÄLKAR  IMM	2	45x90	3600		
FBI2	FLOORBEAMS-LATTIAPALKIT-GOLVBÄLKAR  IMM	10	45x90	2040		
PR1	ROOFBEAMS-KATTOPALKI-TAKASAR 	2	70x140	4575		
S	SAUNA BOARDS-SAUNA LATTIALAUTA 	18+1	120x28	2000		
F	FLOORBOARDS-LATTIALAUTA  88mm or -tai- eller 114mm	25+1 19+1	18x88 18x114	2040		
Kood	S2042-44 Paavo	Materjal	File	S2042-44 Paavo.dwg	Leht	10

Pos	S2042-44 Paavo		Pcs.	Profil (mm)	L (mm)			
T	TERRACE BOARD-TERASSILAUTA		IMM	35+1	120x28	1465		
R	ROOFBOARDS-KATTOLAUTA	 88mm or -tai- eller 114mm		54+1 41+1	18x88 18x114	2970		
FF	FLOOR FILLET-LATTIALISTA-GOLVLIST				18x35	16.5		
GB	GABLE BOARDS-KAAPILILAUTA-GAVELBRÄDA			2	18x120	3020		
EB	EAVE BOARD-RÄYSTÄSLAUTA-TAKFOTSBRÄDE			2	18x90	4575		
ES	EAVE SLAT-RÄYSTÄSLISTA-TAKFOTSLIST			2	30x40	4575		
RFF	ROOF FELT FILLET-KAAPILILAUDAN PEITELAUTA BRÄDE OVANPÅ GAVELBRÄDE			1 2	18x70 18x70	4575 3020		
SJ1 SJ2	SCREW JOINT-KIERRETANKO-GÄNGSTAPP			2 2	ØM10	2200 2470		
	NAILS - NAULAT - SPIKAR		ROOFBOARDS-KATTOLAUTA-TAKBRÄDE SAUNA BOARDS-SAUNA LATTIALAUTA-SAUNA GOLVBRÄDE	260	2.5	60		
	SCREWS - RUUVIT - SKRUVAR		FLOORBEAMS-LATTIAPALKIT-GOLVBJÄLKAR HALFBEAMS-PUOLEKSIPALKIT-FÖR ATT HALVA VÄGGPROFILER	70	4.5	90		
	SCREWS - RUUVIT - SKRUVAR		TERRACE BOARDS-TERASSILAUTA-TERASSBRÄDE SAUNA BOARDS-SAUNA LATTIALAUTA-SAUNA GOLVBRÄDE	240	4.5	70		
	SCREWS - RUUVIT - SKRUVAR		GABLE BOARDS-KAAPILILAUTA-GAVELBRÄDA EAVE BOARD-RÄYSTÄSLAUTA-TAKFOTBRÄDE EAVE SLAT-RÄYSTÄSLISTA-TAKFOTSLIST	40	4.5	50		
	SCREWS - RUUVIT - SKRUVAR		ROOF FELT FILLET-KAAPILILAUDAN PEITELAUTA BRÄDE OVANPÅ GAVELBRÄDE	47	3.5	35		
	<p>Door-ovi-dörr 890x1850 (right-oikea käsi-höger hand) 1pc-kpl-st</p>  <p>ORT_ECO P</p> 					1	890	1850
	<p>Door-ovi-dörr 690x1900 (right-oikea käsi-höger hand) 1pc</p>  <p>or</p> 					1	690 (700)	1900 (1900)
Kood	S2042-44 Paavo		Materjal	File	S2042-44 Paavo.dwg		Leht	11


Pos	S2042-44 Paavo	Pcs.	Profil (mm)	L (mm)
	<p data-bbox="331 255 1209 293">Window-ikkuna-fönster 1700x765 1pcs-kpl-st ORT_ECO_K_KAR</p> 	1	1700	765
	<p data-bbox="336 663 1086 701">Window-ikkuna-fönster 905x500 1pc-kpl-st ORT_ECO</p> 	1	905	500
		1		
		2		
Kood	S2042-44 Paavo	Materjal	File	S2042-44 Paavo.dwg
Leht	12			



Detta är ett förslag för hur man kan placera plintarna (100- 200 mm i diamaten) för golvvägglaget. Golvväggarna är med i byggsatsen, men inte plintarna. Använder man exempelvis 500-600mm långa murblock så kan man halvera antalet punkter. Lägg fuktskyddande papp mellan betong och trä

Tämä on ehdotus siitä, miten (100-200 mm läpimittaiset) jalat voidaan sijoittaa alapohjaa varten. Lattiapakit ovat rakennussarjassa, mutta jalat ei ole. Kun käytetään esimerkiksi 500-600 mm pitkiä harkkoja, voidaan pisteiden määrä puolittaa. Aseta betoniin ja puun väliin kosteudelta suojaava pähvi

A proposal for placing plinths (100-200 mm in diameter) for floor beams. Floor beams are provided in the kit but plinths are not included. For example, by using 500-600 mm long masonry units, one can reduce the number of points 50%. Place cardboard between the concrete and wood to protect from moisture



Polhus

House	S2042-44 Paavo	Sheet	13
Drawing	Plan	Scale	1:35
Material		Date	19.01.2021
Drawer	K.K.	File	S2042-44 Paavo.dwg