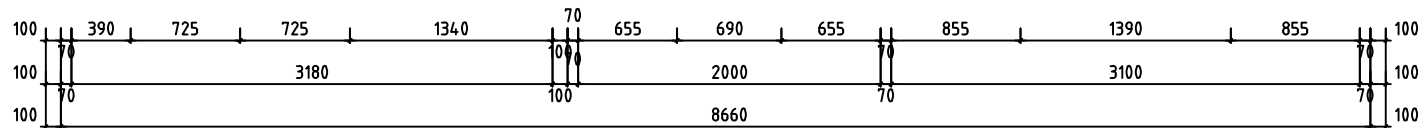
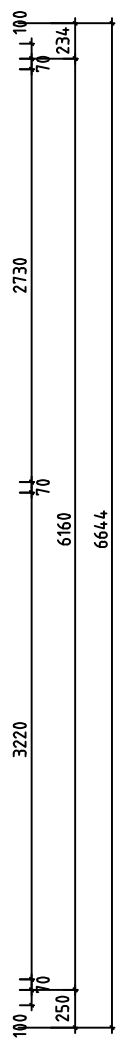
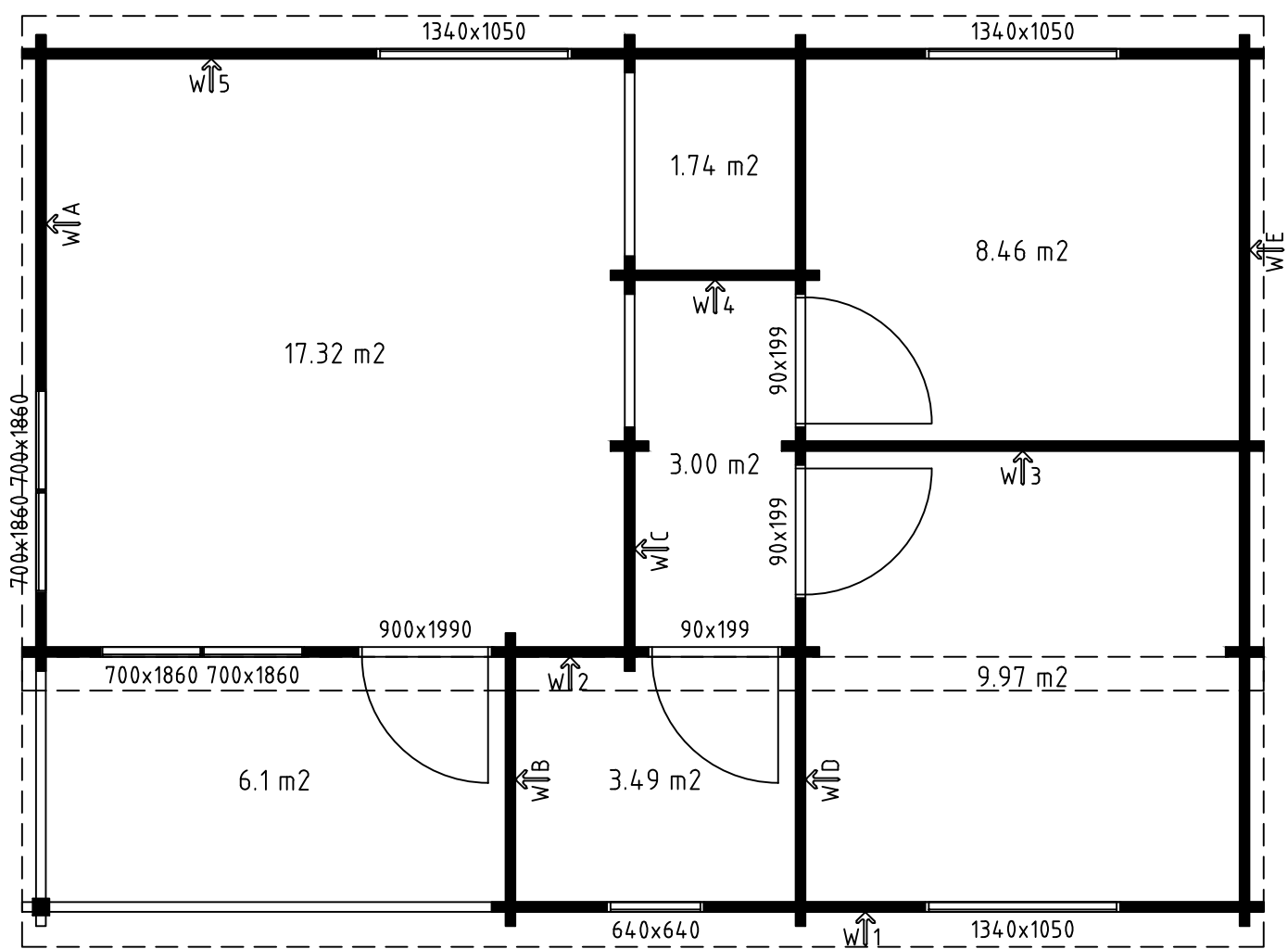
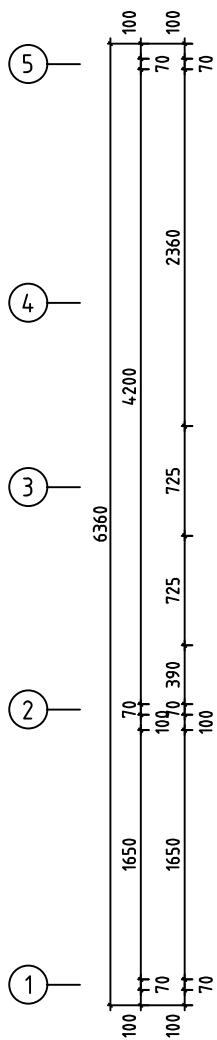
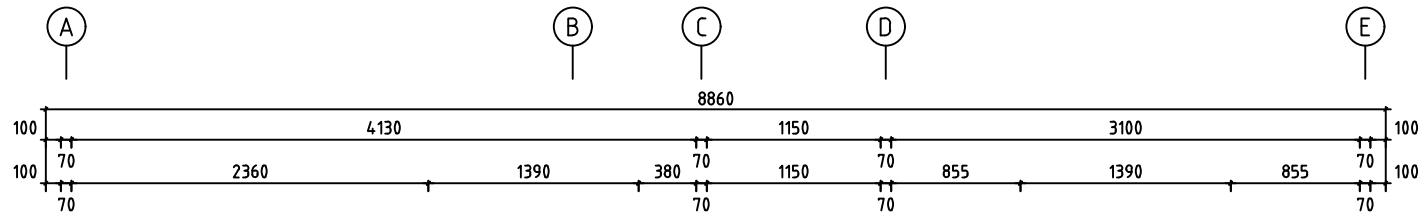



Namn-Nimi-Name P8762-70 Ingrid		Sida-Sivu-Page 1
Syn-Luettu-View 3D		Skala-Mitta-Scale 1:50
Material-Materiaali-Material 70x135		Datum-Päiväys-Date 24.07.2019
Föredragande-Valmistelija-Drafter EJ	File P8762-70 Ingrid KJ.dwg	



Namn-Nimi-Name P8762-70 Ingrid		Sida-Sivu-Page 2
Syn-Luettu-View GROUNDPLAN-PLANRITNING-POHJAPIIRUSTUS		Skala-Mitta-Scale 1:50
Material-Materiaali-Material 70x135		Datum-Päiväys-Date 24.07.2019
Föredragande-Valmistelija-Drafter EJ	File P8762-70 Ingrid KJ.dwg	

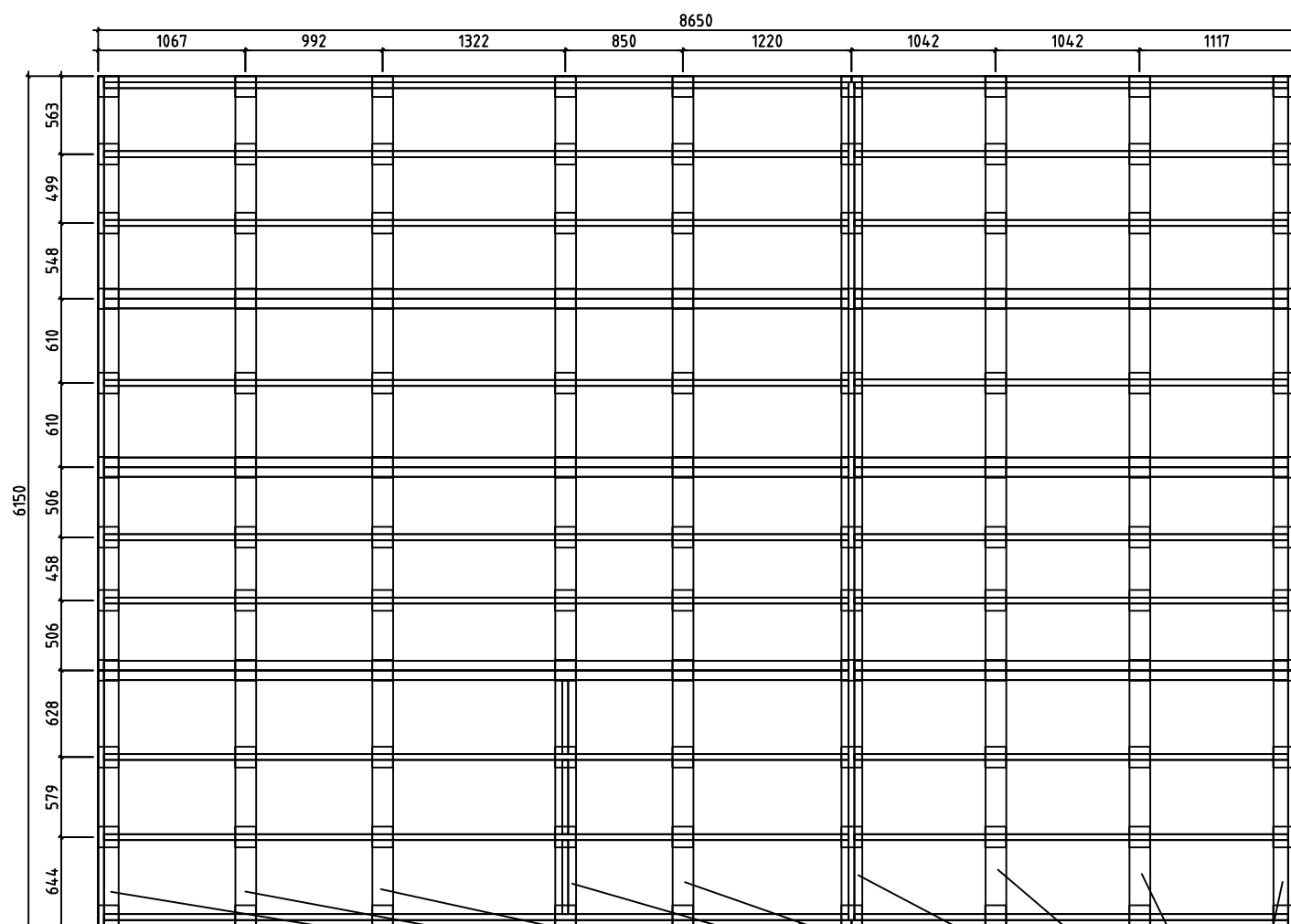


Detta är ett förslag för hur man kan placera plintarna (100- 200 mm i diameter) för golvbjälklaget. Golvbjälkarna är med i byggsatsen, men inte plintarna. Använder man exempelvis 500-600mm långa murblock så kan man halvera antalet punkter. Lägg fuktskyddande papp mellan betong och trä

Tämä on ehdotus siitä, miten (100-200 mm läpimittaiset) jalat voidaan sijoittaa alapohjaa varten. Lattiapalkit ovat rakennussarjassa, mutta jalvoja ei ole. Kun käytetään esimerkiksi 500-600 mm pitkiä harkkoja, voidaan pisteiden määrä puolittaa. Aseta betonin ja puun väliin kosteudelta suojaava pahvi

A proposal for placing plinths (100-200 mm in diameter) for floor beams. Floor beams are provided in the kit but plinths are not included. For example, by using 500-600 mm long masonry units, one can reduce the number of points 50%. Place roofing felt between the concrete and wood to protect from moisture

Namn-Nimi-Name P8762-70 Ingrid	Sida-Sivu-Page 3
Syn-Luettu-View Plint plan v.1	Skala-Mitta-Scale 1:50
Material-Materiaali-Material 70x135	Datum-Päiväys-Date 24.07.2019
Föredragande-Valmistelija-Drafter EJ	File P8762-70 Ingrid KJ.dwg



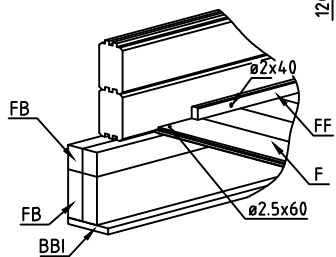

Plinth beam-Kannattajat
Bärlinor

Förslag på alternativ plintplan med bärlinor och plintar. Bärlinor 45x 95 eller 45x 120 och plintar ca 100- 200 mm i diameter. (Bärlinor och plintar ingår ej i leveransen). Används exempelvis murblock, (ingår ej i leveransen) istället för plintar, kan man lägga bärlinorna platt mot dessa och på det sättet minska höjden på konstruktionen. I denna konstruktion kan man dessutom lägga en "boardskiva" mellan bärlinorna och golvbjälkarna och på det sättet bära upp bjälklagsisoleringen. Lagg fuktskyddande papp mellan betong och trä

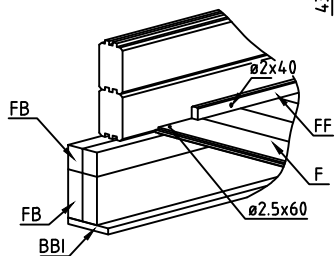
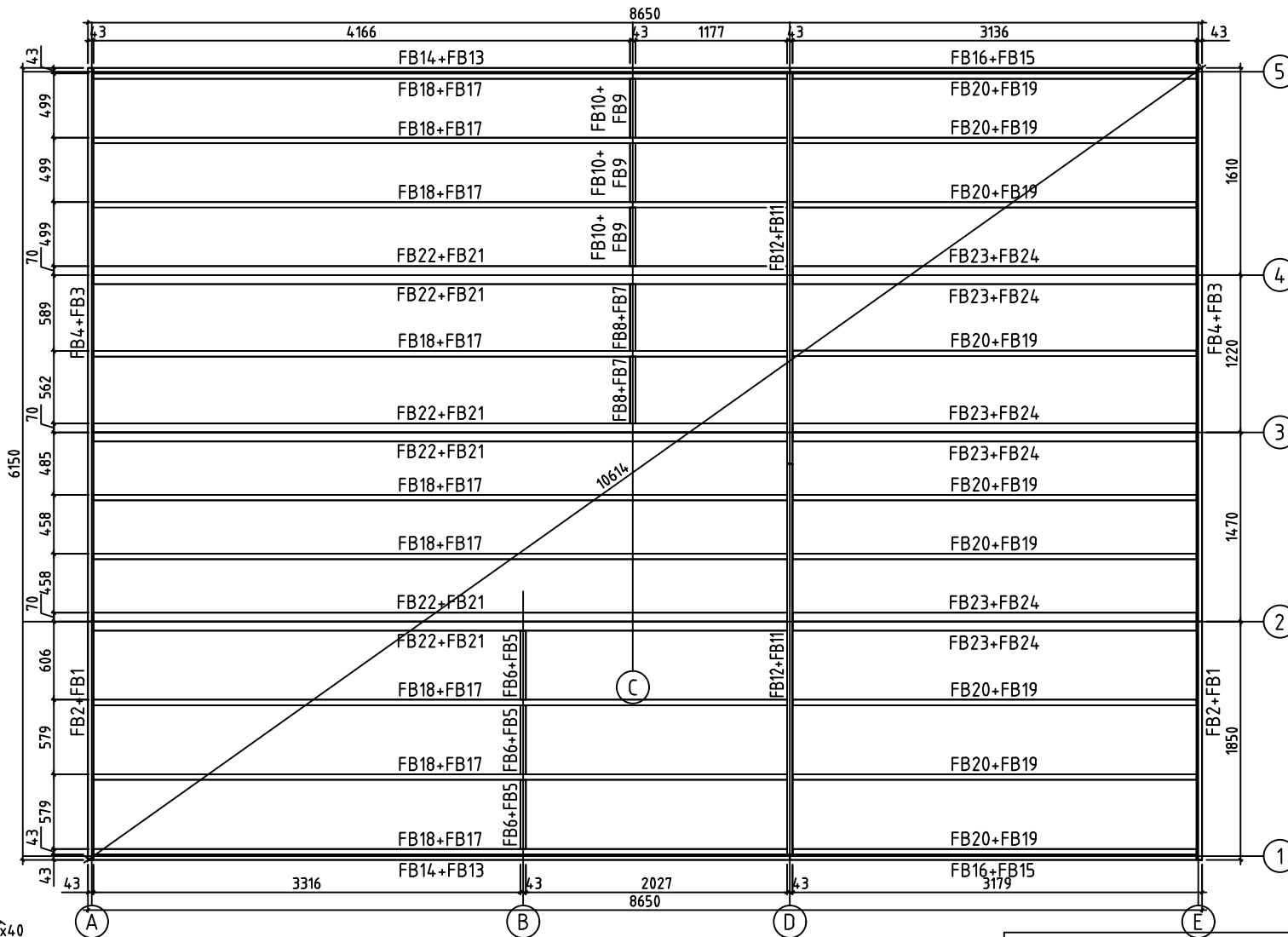
Ehdotus vaihtoehtoisesta jalustasta kannattajilla ja jaloilla. Kannattajat 45x95 tai 45x120 ja jalat läpimitaltaan n. 100-200 mm (kannattajia ja jalkoja ei ole toimituksessa). Käytettäessä esimerkiksi harkkoja (ei kuulu toimitukseen) jalkojen sijasta, voi kannattajat asettaa lappeelleen niitä vasten ja sillä tavoin vähentää rakenteen korkeutta. Tässä rakenteessa voi lisäksi asettaa levyn kannattajien ja lattiapalkkien väliin ja sillä tavoin kannattaa alapohjan eristystä. Aseta betonin ja puun väliin kosteudelta suojaava pahvi

A proposal for alternative plinth beam layout plan. Plinth beams 45x95 or 45x120 and plinths ca 100-200 mm in diameter (plinth beams and plinths are not included in the kit). For example, by using masonry units (not included in the kit) instead of plinths, one can lay plinth beams flat against the masonry units and in that way reduce the height of the structure. In this construction one can also add "plywood board" between plinth beams. Place roofing felt between the concrete and wood to protect from moisture

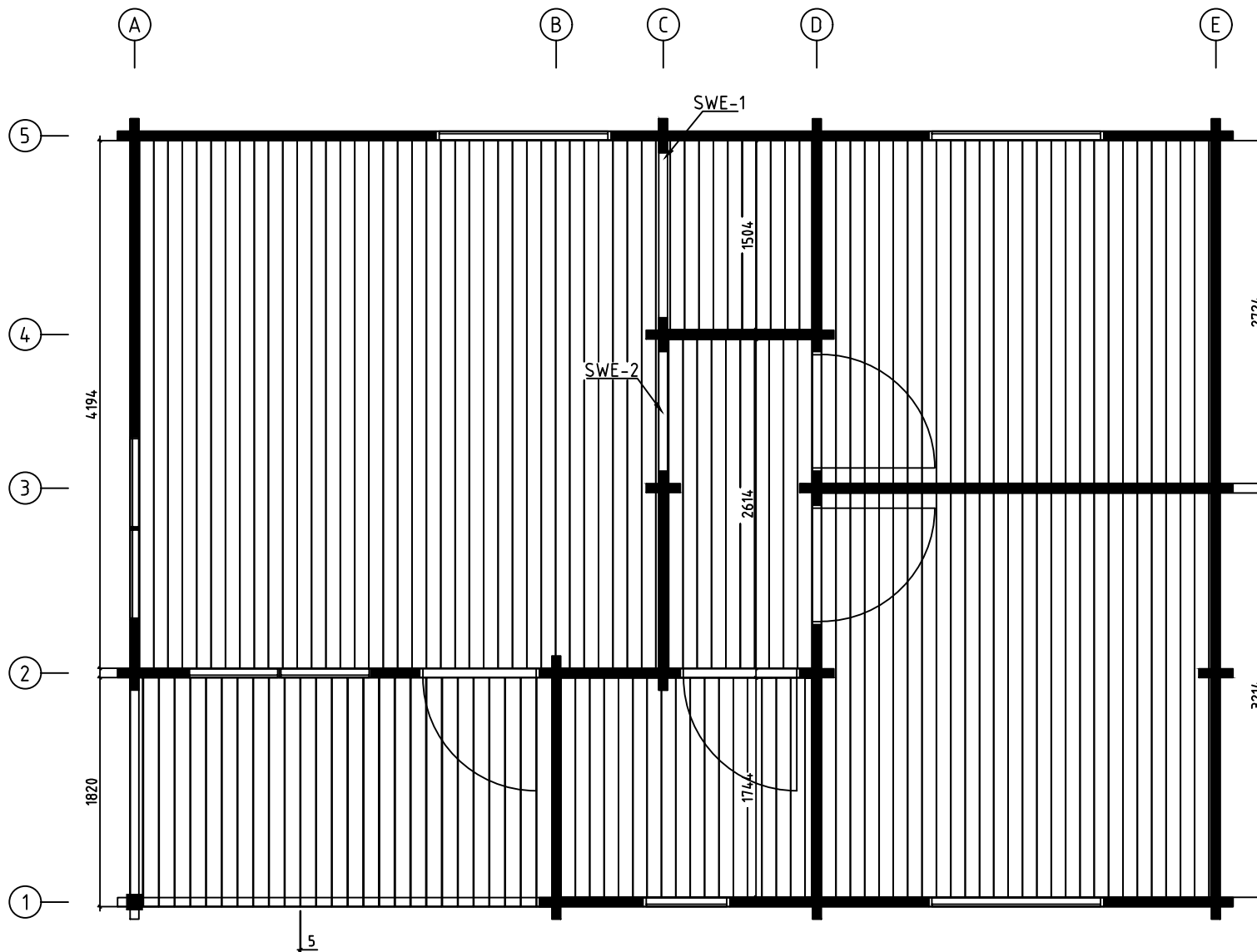
Namn-Nimi-Name P8762-70 Ingrid	Sida-Sivu-Page 4
Syn-Luettu-View Plint plan v.2	Skala-Mitta-Scale 1:50
Material-Materiaali-Material 70x135	Datum-Päiväys-Date 24.07.2019
Föredragande-Valmistelija-Drafter EJ	File P8762-70 Ingrid KJ.dwg



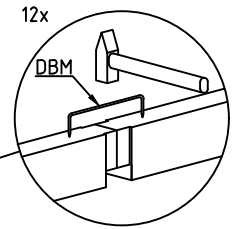
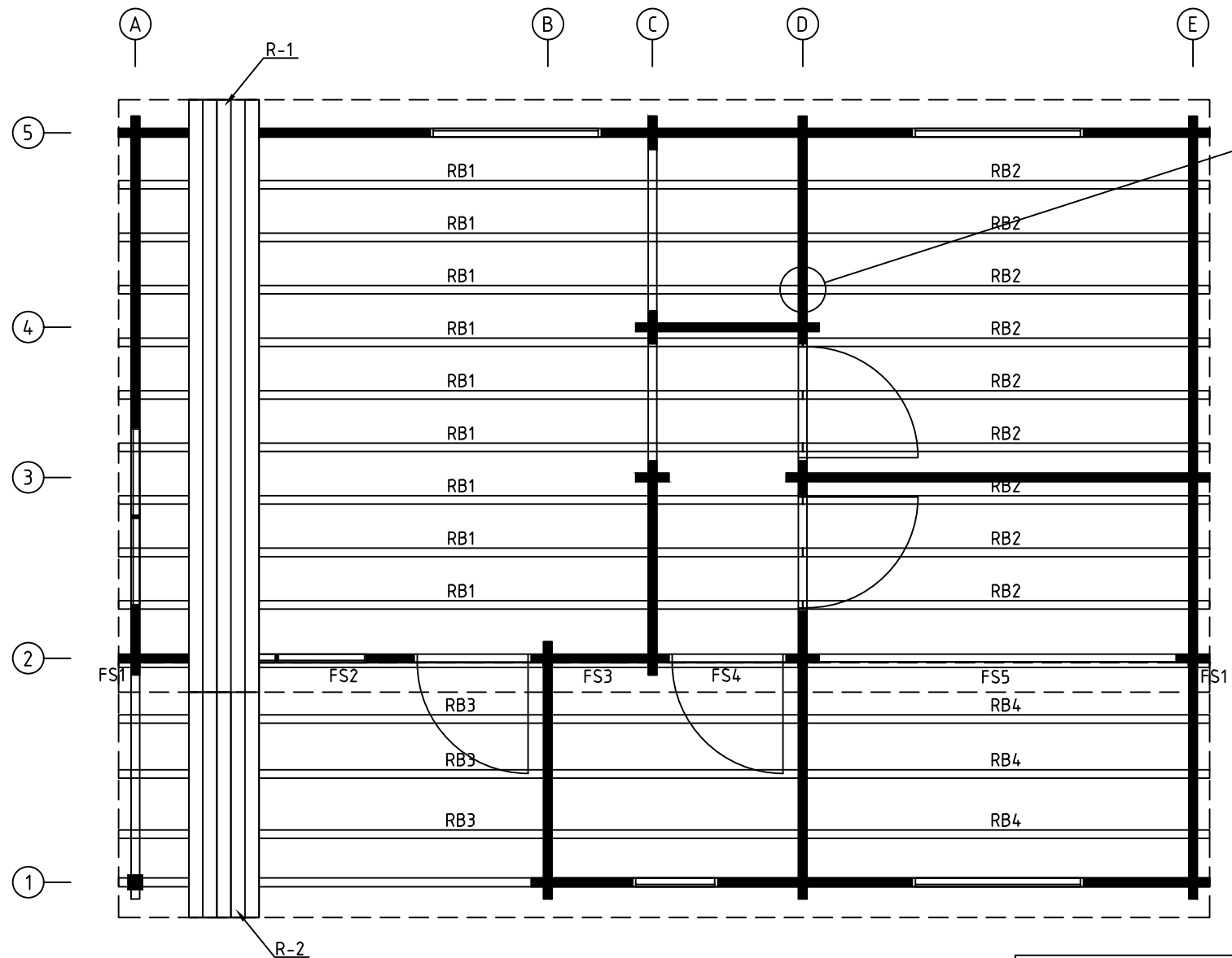
Namn-Nimi-Name P8762-70 Ingrid		Sida-Sivu-Page 5
Syn-Luettu-View FLOORBEAMS-GOLVBJÄLKAR-LATTIAPALKIT		Skala-Mitta-Scale 1:50
Material-Materiaali-Material 70x135		Datum-Päiväys-Date 24.07.2019
Föredragande-Valmistelija-Drafter EJ	File P8762-70 Ingrid KJ.dwg	



Namn-Nimi-Name P8762-70 Ingrid		Sida-Sivu-Page 6
Syn-Lueftu-View FLOORBEAMS-GOLVBJÄLKAR-LATTIAPALKIT		Skala-Mittä-Scale 1:50
Material-Materiaali-Material 70x135		Datum-Päiväys-Date 24.07.2019
Föredragande-Valmistelija-Drafter EJ	File P8762-70 Ingrid KJ.dwg	

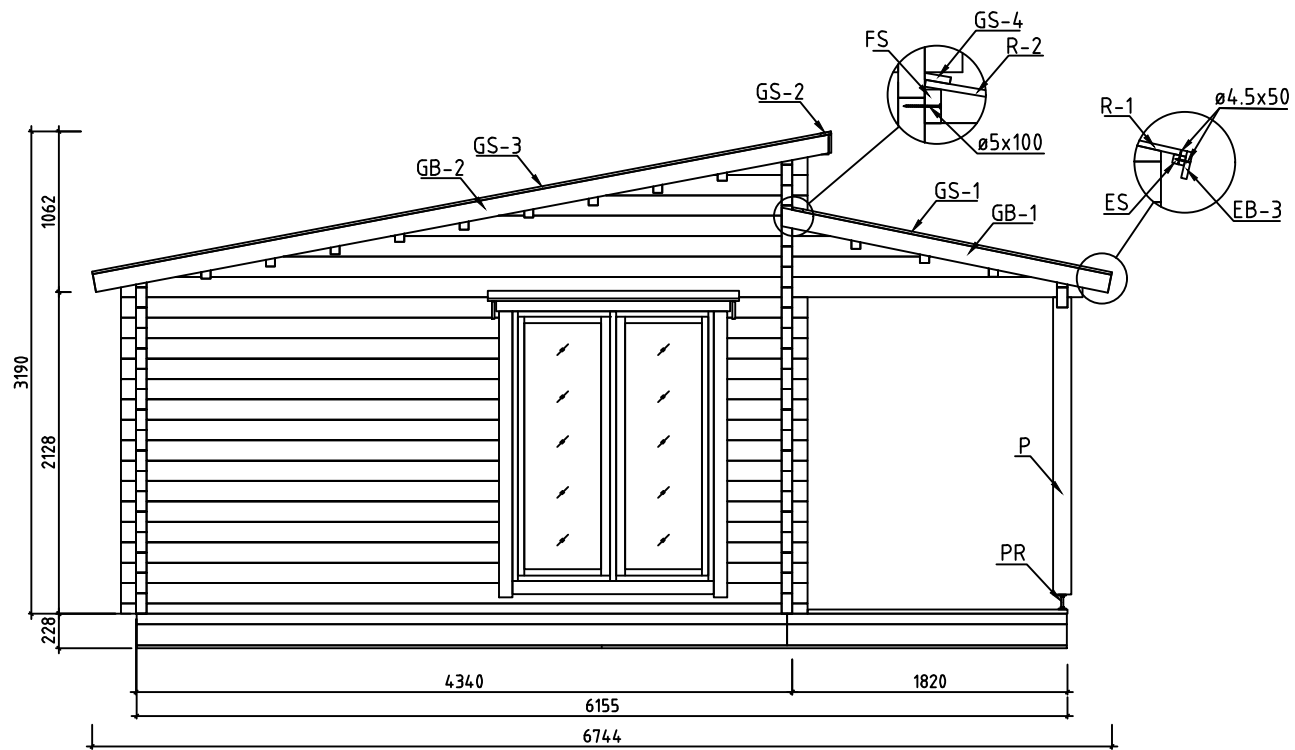
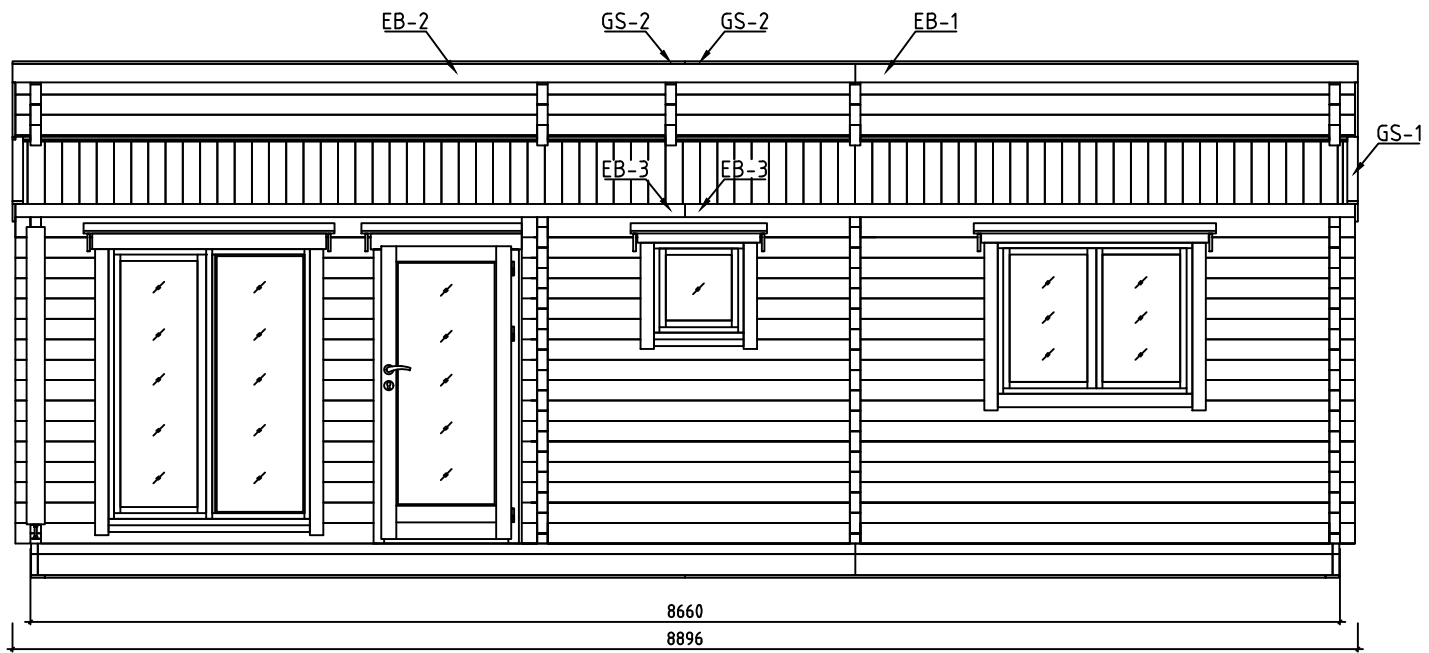


Namn-Nimi-Name P8762-70 Ingrid		Sida-Sivu-Page 7
Syn-Lueftu-View FLOORBOARD-GOLVBRÄDOR-LATTIALAUDA		Skala-Mitta-Scale 1:50
Material-Materiaali-Material 70x135		Datum-Päiväys-Date 24.07.2019
Föredragande-Valmistelija-Drafter EJ	File P8762-70 Ingrid KJ.dwg	

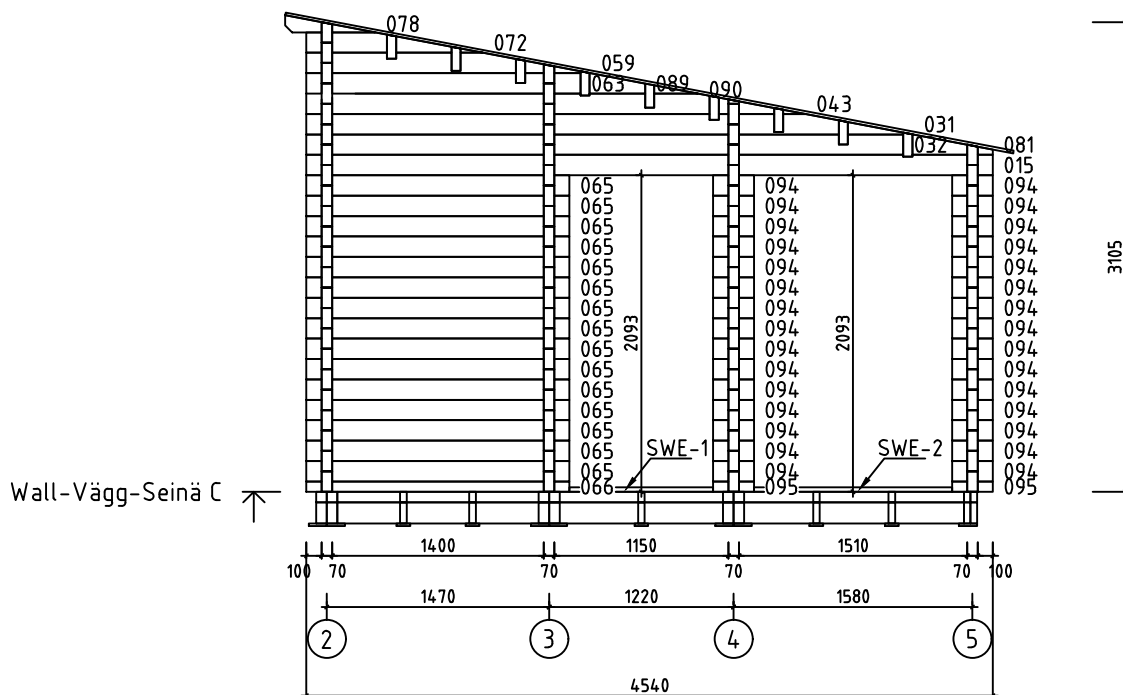


P Max 250 kg/m²

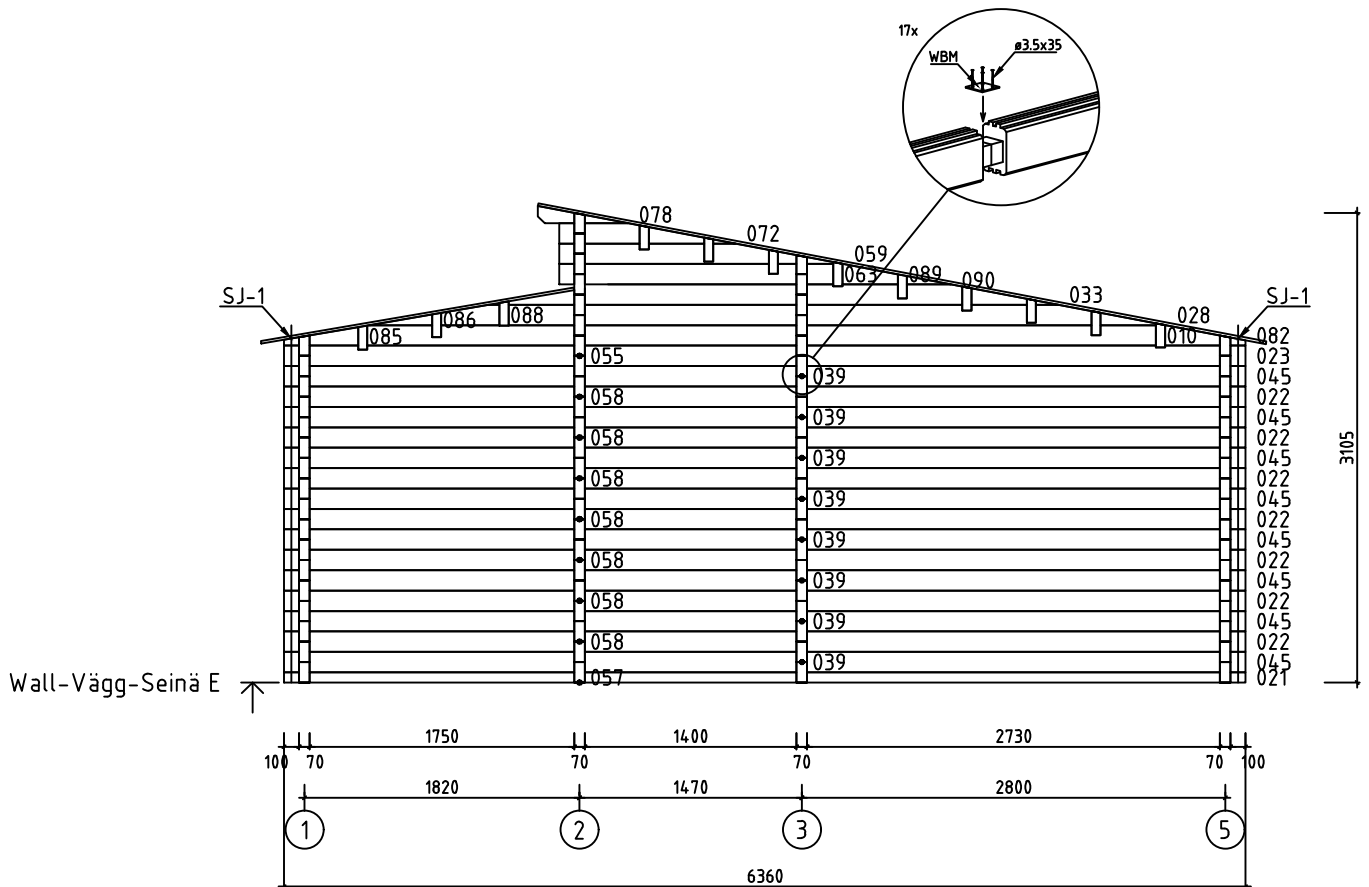
Namn-Nimi-Name P8762-70 Ingrid		Sida-Sivu-Page 8
Syn-Lueftu-View ROOF BEAM - TÄKASAR-KATTO-ORRET		Skala-Mittä-Scale 1:50
Material-Materiaali-Material 70x135		Datum-Päiväys-Date 24.07.2019
Föredragande-Valmistelija-Drafter EJ	File P8762-70 Ingrid KJ.dwg	



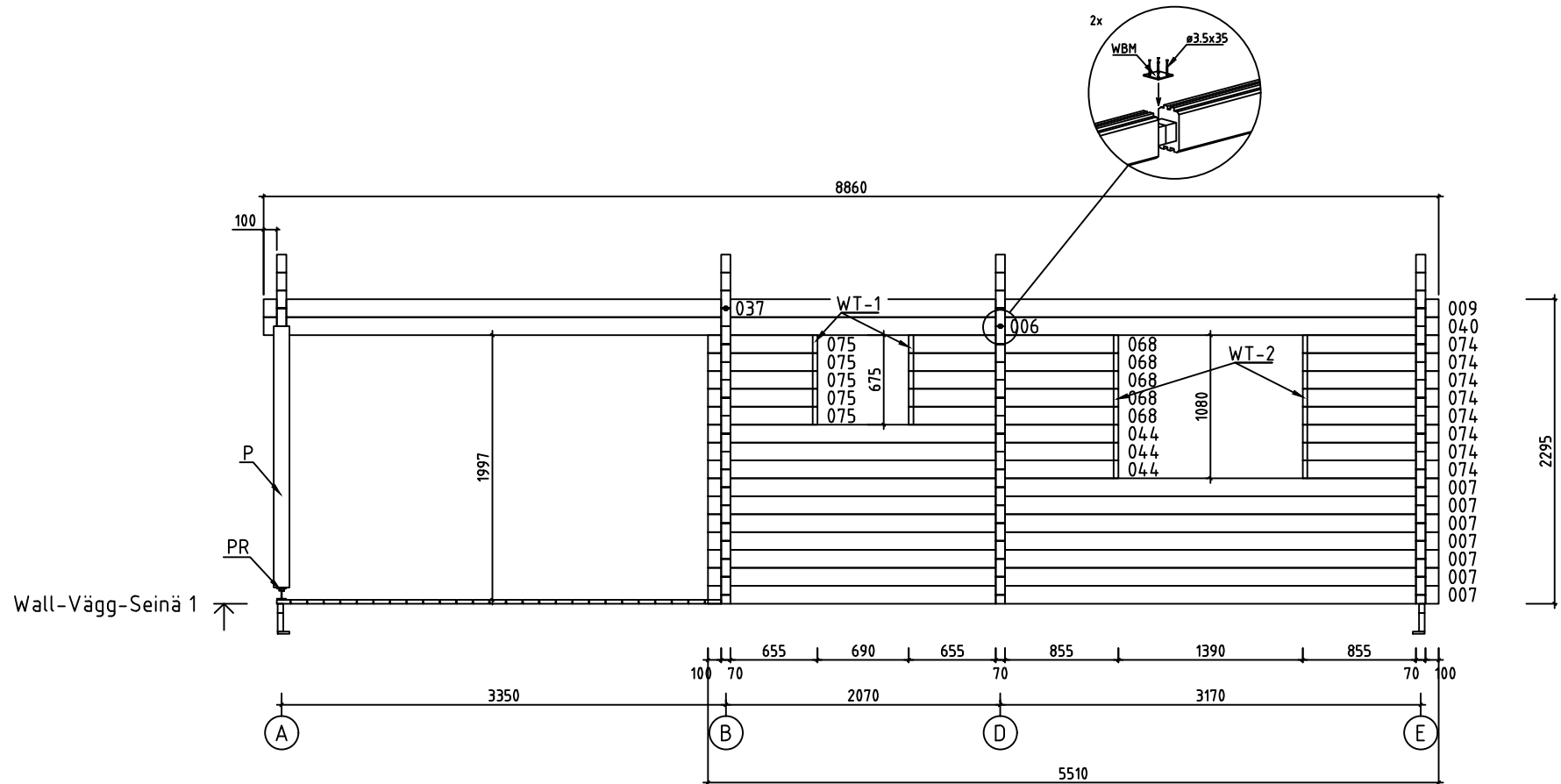
Namn-Nimi-Name P8762/70 Ingrid	Sida-Sivu-Page 9
Syn-Luettu-View VIEWS-VYER-JULKISIVUT	Skala-Mitta-Scale 1:50
Material-Materiaali-Material 70x135	Datum-Päiväys-Date 16.04.2020
Föredragande-Valmistelija-Drafter EJ	File P8762-70 Ingrid KJ.dwg



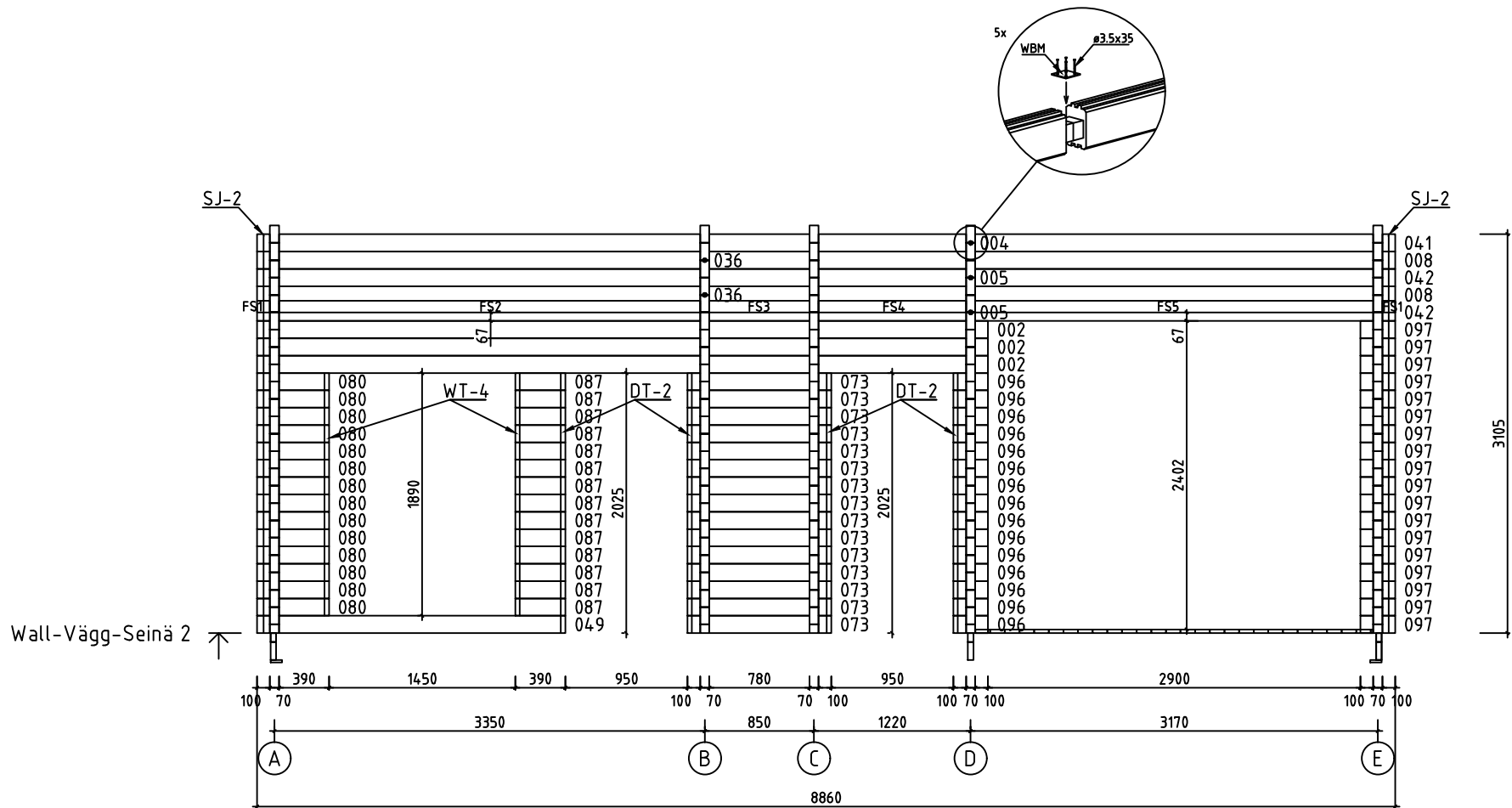
Namn-Nimi-Name P8762-70 Ingrid		Sida-Sivu-Page 12
Syn-Luettu-View Wall-Vägg-Seinä C		Skala-Mitta-Scale 1:50
Material-Materiaali-Material 70x135		Datum-Päiväys-Date 24.07.2019
Föredragande-Valmistelija-Drafter EJ	File P8762-70 Ingrid KJ.dwg	



Namn-Nimi-Name P8762-70 Ingrid		Sida-Sivu-Page 14
Syn-Luettu-View Wall-Vägg-Seinä E		Skala-Mitta-Scale 1:50
Material-Materiaali-Material 70x135		Datum-Päiväys-Date 24.07.2019
Föredragande-Valmistelija-Drafter EJ	File P8762-70 Ingrid KJ.dwg	

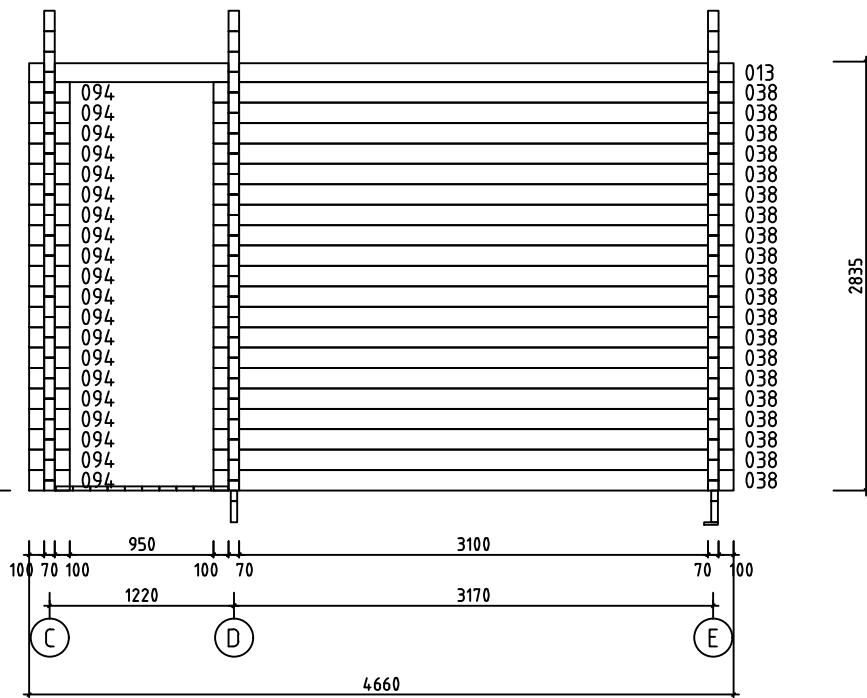


Namn-Nimi-Name P8762-70 Ingrid		Sida-Sivu-Page 15
Syn-Luettu-View Wall-Vägg-Seinä 1		Skala-Mitta-Scale 1:50
Material-Materiaali-Material 70x135		Datum-Päiväys-Date 24.07.2019
Föredragande-Valmistelija-Drafter EJ	File P8762-70 Ingrid KJ.dwg	

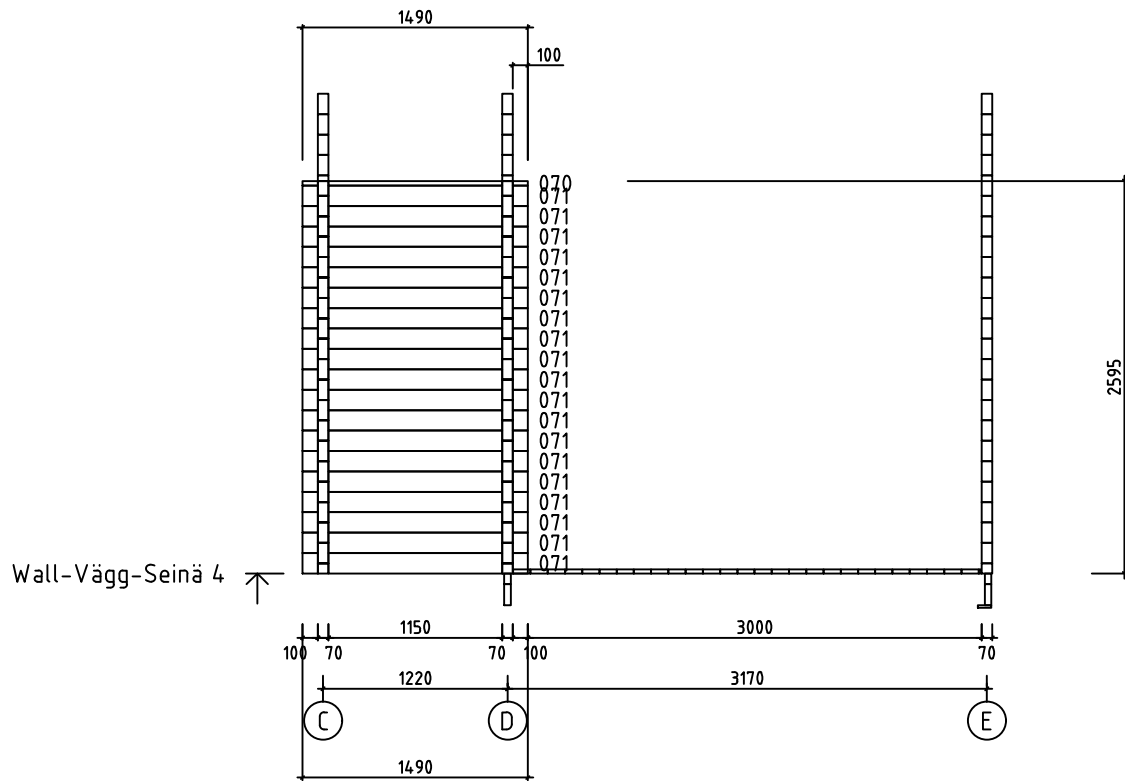


Namn-Nimi-Name P8762-70 Ingrid		Sida-Sivu-Page 16
Syn-Luettu-View Wall-Vägg-Seinä 2		Skala-Mitta-Scale 1:50
Material-Materiaali-Material 70x135		Datum-Päiväys-Date 24.07.2019
Föredragande-Valmistelija-Drafter EJ	File P8762-70 Ingrid KJ.dwg	

Wall-Vägg-Seinä 3

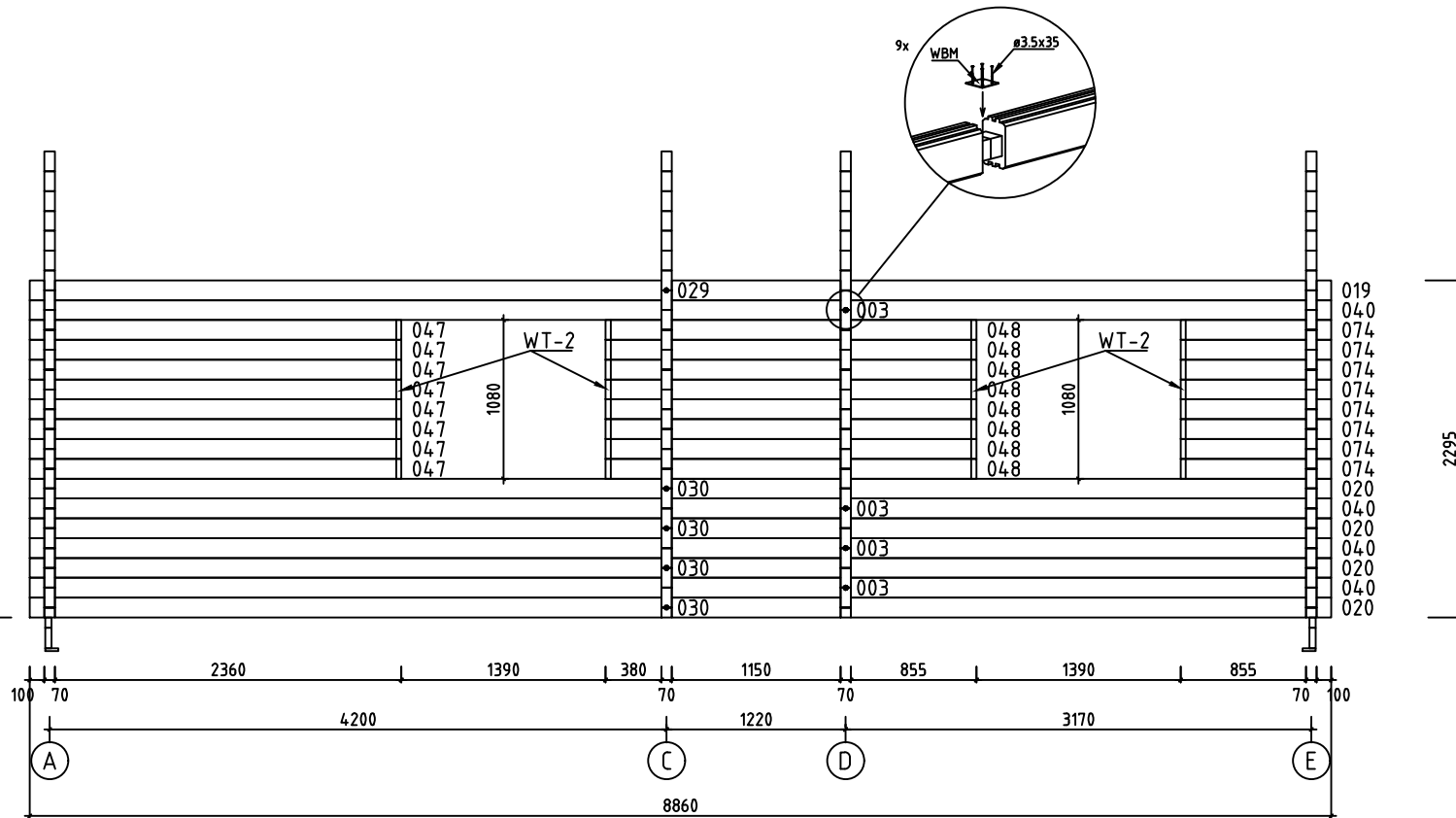


Namn-Nimi-Name P8762-70 Ingrid		Sida-Sivu-Page 17
Syn-Luettu-View Wall-Vägg-Seinä 3		Skala-Mitta-Scale 1:50
Material-Materiaali-Material 70x135		Datum-Päiväys-Date 24.07.2019
Föredragande-Valmistelija-Drafter EJ	File P8762-70 Ingrid KJ.dwg	












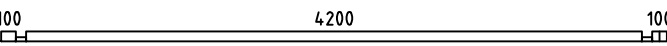
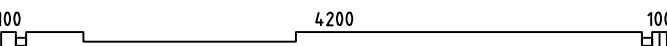
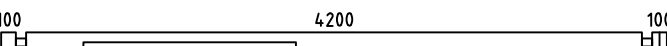




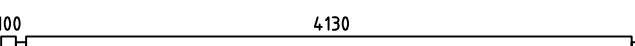
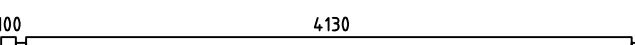
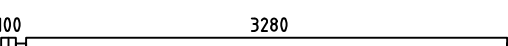
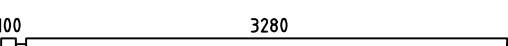
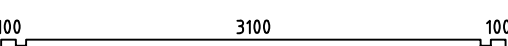




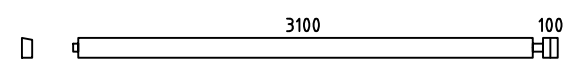
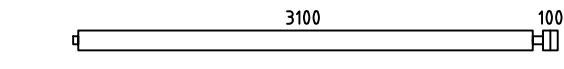



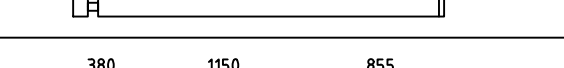
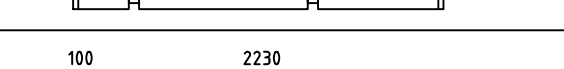



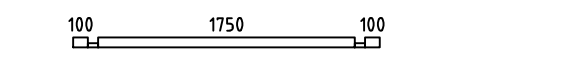
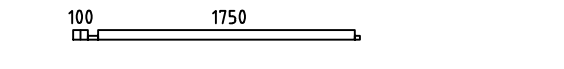



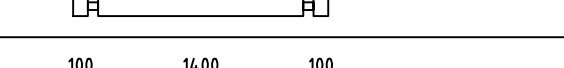
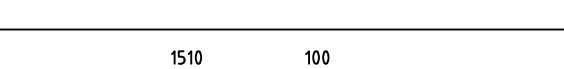

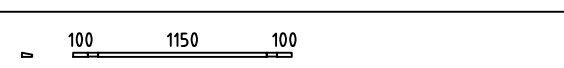
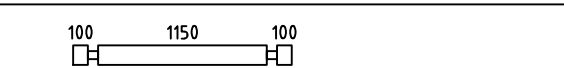



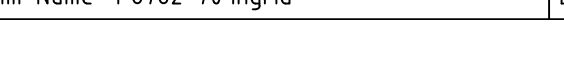
Namn-Nimi-Name P8762-70 Ingrid	Sida-Sivu-Page 18
Syn-Luettu-View Wall-Vägg-Seinä 4	Skala-Mitta-Scale 1:50
Material-Materiaali-Material 70x135	Datum-Päiväys-Date 24.07.2019
Föredragande-Valmistelija-Drafter EJ	File P8762-70 Ingrid KJ.dwg

Wall-Vägg-Seinä 5















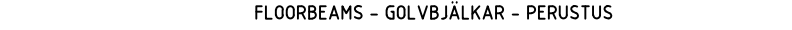






























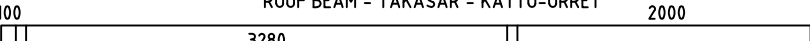
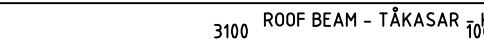
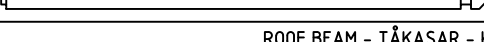




Namn-Nimi-Name P8762-70 Ingrid		Sida-Sivu-Page 19
Syn-Luettu-View Wall-Vägg-Seinä 5		Skala-Mitta-Scale 1:50
Material-Materiaali-Material 70x135		Datum-Päiväys-Date 24.07.2019
Föredragande-Valmistelija-Drafter EJ	File P8762-70 Ingrid KJ.dwg	







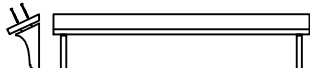
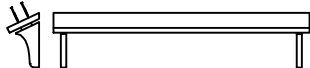
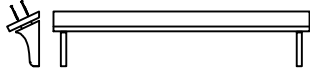
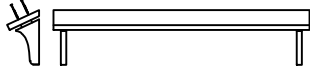
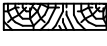



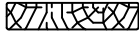










Pos	Piece list - Styckelista - Tarvikeluettelo P8762-70 Ingrid	Q.	P (mm)	L (mm)
001	SPARE BEAM - RESERVDEL - VARA HIRSI 	1	70x135	5980
002		3	70x135	5690
003		4	70x135	5555
004		1	70x135	5555
005		2	70x135	5555
006		1	70x135	5555
007		7	70x135	5510
008		2	70x135	5375
009		1	70x135	5375
013		1	70x126	4660
014		1	70x135	4645
016		1	70x68	4540
017		1	70x135	4540
018		1	70x135	4540
019		1	70x135	4525
020		4	70x135	4525
021		1	70x68	4405
022		7	70x135	4405
029		1	70x135	4335
030		4	70x135	4335
036		2	70x135	3485
037		1	70x135	3485
038		20	70x135	3440
039		8	70x135	3425
040		5	70x135	3305


























Pos	Piece list - Styckelista - Tarvikeluettelo P8762-70 Ingrid	Q.	P (mm)	L (mm)
041		1	70x135	3305
042		2	70x135	3305
044		3	70x135	3095
045		8	70x135	2935
046		13	70x135	2530
047		8	70x135	2530
048		8	70x135	2525
049		1	70x135	2400
050		14	70x135	2340
051		1	70x68	2340
053		15	70x135	2090
054		1	70x68	2090
057		1	70x68	1955
058		7	70x135	1955
061		14	70x135	1850
062		1	70x68	1850
065		15	70x135	1740
066		1	70x68	1740
067		1	70x135	1715
068		5	70x135	1580
070		1	70x30	1490
071		19	70x135	1490
073		15	70x135	1120
074		16	70x135	1025
075		5	70x135	825










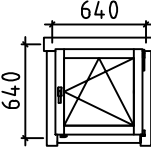
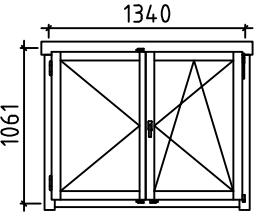
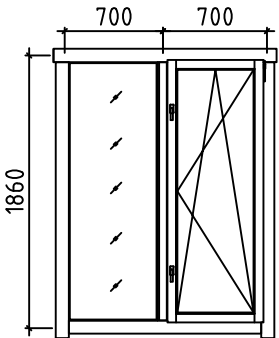
Pos	Piece list - Styckelista - Tarvikeluettelo P8762-70 Ingrid	Q.	P (mm)	L (mm)
079		13	70x135	560
080		14	70x135	560
087		14	70x135	390
091		1	70x68	270
093		14	70x135	270
094		50	70x135	270
095		2	70x68	270
096		15	70x135	270
097		18	70x135	270
WA-1		1		
WB-1		1		
WB-2		1		
WC-1		1		
WD-1		1		
WE-1		1		
Namn-Nimi-Name P8762-70 Ingrid		Datum-Päiväys-Date 23.04.2021		Sida-Sivu-Page 3/9

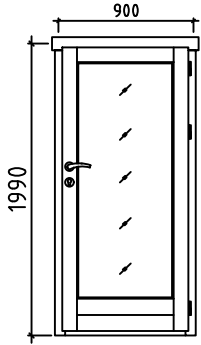
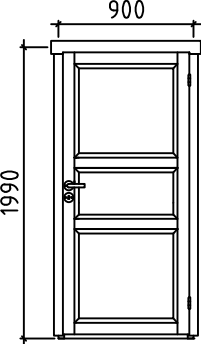
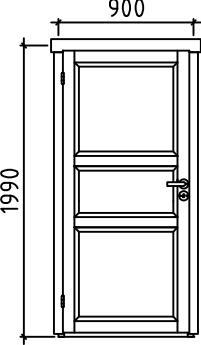
Pos	Piece list - Styckelista - Tarvikeluettelo P8762-70 Ingrid	Q.	P (mm)	L (mm)
FB22	FLOORBEAMS - GOLVBJÄLKAR - PERUSTUS 	6	70x140	5385
FB23	FLOORBEAMS - GOLVBJÄLKAR - PERUSTUS 	6	70x140	3136
FB21	FLOORBEAMS - GOLVBJÄLKAR - PERUSTUS 	6	70x70	5385
FB24	FLOORBEAMS - GOLVBJÄLKAR - PERUSTUS 	6	70x70	3135
FB14	FLOORBEAMS - GOLVBJÄLKAR - PERUSTUS 	2	43x140	5407
FB18	FLOORBEAMS - GOLVBJÄLKAR - PERUSTUS 	9	43x140	5385
FB4	FLOORBEAMS - GOLVBJÄLKAR - PERUSTUS 	2	43x140	4300
FB16	FLOORBEAMS - GOLVBJÄLKAR - PERUSTUS 	2	43x140	3157
FB20	FLOORBEAMS - GOLVBJÄLKAR - PERUSTUS 	9	43x140	3135
FB12	FLOORBEAMS - GOLVBJÄLKAR - PERUSTUS 	2	43x140	3032
FB2	FLOORBEAMS - GOLVBJÄLKAR - PERUSTUS 	2	43x140	1850
FB6	FLOORBEAMS - GOLVBJÄLKAR - PERUSTUS 	3	43x140	536
FB8	FLOORBEAMS - GOLVBJÄLKAR - PERUSTUS 	2	43x140	518
FB10	FLOORBEAMS - GOLVBJÄLKAR - PERUSTUS 	3	43x140	456
FB13	FLOORBEAMS - GOLVBJÄLKAR - PERUSTUS 	2	43x70	5407
FB17	FLOORBEAMS - GOLVBJÄLKAR - PERUSTUS 	9	43x70	5385
FB3	FLOORBEAMS - GOLVBJÄLKAR - PERUSTUS 	2	43x70	4300
FB15	FLOORBEAMS - GOLVBJÄLKAR - PERUSTUS 	2	43x70	3157
FB19	FLOORBEAMS - GOLVBJÄLKAR - PERUSTUS 	9	43x70	3135
FB11	FLOORBEAMS - GOLVBJÄLKAR - PERUSTUS 	2	43x70	3032
FB1	FLOORBEAMS - GOLVBJÄLKAR - PERUSTUS 	2	43x70	1850
FB5	FLOORBEAMS - GOLVBJÄLKAR - PERUSTUS 	3	43x70	536
FB7	FLOORBEAMS - GOLVBJÄLKAR - PERUSTUS 	2	43x70	518
FB9	FLOORBEAMS - GOLVBJÄLKAR - PERUSTUS 	3	43x70	456
BB111	FLOORBEAMS - GOLVBJÄLKAR - LATTIAPALKIT (IMM) 	16	120x18	4235
Namn-Nimi-Name P8762-70 Ingrid		Datum-Päiväys-Date 23.04.2021		Sida-Sivu-Page 4/9

Pos	Piece list - Styckelista - Tarvikeluettelo P8762-70 Ingrid	Q.	P (mm)	L (mm)
BB12	FLOORBEAMS - GOLVBJÄLKAR - LATTIAPALKIT (IMM) 	14	90x18	4235
BB11	FLOORBEAMS - GOLVBJÄLKAR - LATTIAPALKIT (IMM) 	4	90x18	3075
BB13	FLOORBEAMS - GOLVBJÄLKAR - LATTIAPALKIT (IMM) 	2	90x18	489
BB12	FLOORBEAMS - GOLVBJÄLKAR - LATTIAPALKIT (IMM) 	2	90x18	478
BB14	FLOORBEAMS - GOLVBJÄLKAR - LATTIAPALKIT (IMM) 	2	90x18	463
BB17	FLOORBEAMS - GOLVBJÄLKAR - LATTIAPALKIT (IMM) 	2	90x18	445
BB19	FLOORBEAMS - GOLVBJÄLKAR - LATTIAPALKIT (IMM) 	1	90x18	409
BB110	FLOORBEAMS - GOLVBJÄLKAR - LATTIAPALKIT (IMM) 	1	90x18	399
BB18	FLOORBEAMS - GOLVBJÄLKAR - LATTIAPALKIT (IMM) 	1	90x18	383
BB16	FLOORBEAMS - GOLVBJÄLKAR - LATTIAPALKIT (IMM) 	1	90x18	368
BB15	FLOORBEAMS - GOLVBJÄLKAR - LATTIAPALKIT (IMM) 	2	90x18	341
FS2	Roofboard holder 	1	43x90	3275
FS5	Roofboard holder 	1	43x90	3095
FS4	Roofboard holder 	1	43x90	1145
FS3	Roofboard holder 	1	43x90	775
FS1	Roofboard holder 	2	43x90	100
P1	POST - PELARE - PILARI 	1	120x120	1970
RB1	ROOF BEAM - TÅKASAR - KATTO-ORRET 	9	68x190	5555
RB3	ROOF BEAM - TÅKASAR - KATTO-ORRET 	3	68x190	5555
RB2	ROOF BEAM - TÅKASAR - KATTO-ORRET 	9	68x190	3305
RB4	ROOF BEAM - TÅKASAR - KATTO-ORRET 	3	68x190	3305
F-1	FLOORBOARD-GOLVBRÄDOR-LATTIALAUDAT 	37+1	114x28	4194
F-2	FLOORBOARD-GOLVBRÄDOR-LATTIALAUDAT 	28+1	114x28	3214
F-3	FLOORBOARD-GOLVBRÄDOR-LATTIALAUDAT 	28	114x28	2724
F-4	FLOORBOARD-GOLVBRÄDOR-LATTIALAUDAT 	11	114x28	2614
Namn-Nimi-Name P8762-70 Ingrid		Datum-Päiväys-Date 23.04.2021		Sida-Sivu-Page 5/9

Pos	Piece list - Styckelista - Tarvikeluettelo P8762-70 Ingrid	Q.	P (mm)	L (mm)
F-5	FLOORBOARD-GOLVBRÄDOR-LATTIALAUDAT 	18	114x28	1744
F-6	FLOORBOARD-GOLVBRÄDOR-LATTIALAUDAT 	10	114x28	1504
R-1	ROOFBOARD - TAKBRÄDE - KATTOLAUTA  eller-tai-or	101+1 78+1	88x18 114x18	4900
R-2	ROOFBOARD - TAKBRÄDE - KATTOLAUTA  eller-tai-or	101+1 78+1	88x18 114x18	2100
T-1	TERRACE BOARDS - TERRASSBRÄDOR - TERASSILAUTA (IMM) 	27+1	120x28	1820
FF-1	FLOOR FILLET - GOLVLÄKT - JALKALISTA 		18x35	62 m.
AUP-1	WEATHER BOARD - HYLLBRÄDA - PEITELAUTA 	1	18x120	900
AUP-2	WEATHER BOARD - HYLLBRÄDA - PEITELAUTA 	1	18x120	1160
AUP-3	WEATHER BOARD - HYLLBRÄDA - PEITELAUTA 	3	18x120	1600
AUP-4	WEATHER BOARD - HYLLBRÄDA - PEITELAUTA 	2	18x120	1660
SWE-1	DOORSTEP 	1	28x74	950
SWE-2	DOORSTEP 	1	28x74	1310
GB-1	GABLE MOULDING - VINDBRÄDE - KAAPELILAUTA 	2	18x120	2225
GB-2	GABLE MOULDING - VINDBRÄDE - KAAPELILAUTA 	2	18x120	4950
EB-1	EAVES BOARD - TAKFOTSINKLÄDNAD - RÄYSTÄSLAUTA 	1	18x120	3323
EB-2	EAVES BOARD - TAKFOTSINKLÄDNAD - RÄYSTÄSLAUTA 	1	18x120	5573
EB-3	EAVES BOARD - TAKFOTSINKLÄDNAD - RÄYSTÄSLAUTA 	4	18x90	4430
ES-1	ROOF EDGE REINFORCEMENT - DACHRANDVERSTÄRKUNG - AFDEKLIJST 	2	30x40	100
ES-2	ROOF EDGE REINFORCEMENT - DACHRANDVERSTÄRKUNG - AFDEKLIJST 	1	30x40	1150
ES-3	ROOF EDGE REINFORCEMENT - DACHRANDVERSTÄRKUNG - AFDEKLIJST 	6	30x40	2953
ES-4	ROOF EDGE REINFORCEMENT - DACHRANDVERSTÄRKUNG - AFDEKLIJST 	1	30x40	3100
ES-5	ROOF EDGE REINFORCEMENT - DACHRANDVERSTÄRKUNG - AFDEKLIJST 	1	30x40	4130
WT-1	FIXING FILLET FOR WINDOW - FÖNSTER MONTERINGSPROFIL - IKKUNAN KARAPUU 	2	43x70	640
WT-2	FIXING FILLET FOR WINDOW - FÖNSTER MONTERINGSPROFIL - IKKUNAN KARAPUU 	6	43x70	1050
WT-3	FIXING FILLET FOR WINDOW - FÖNSTER MONTERINGSPROFIL - IKKUNAN KARAPUU 	2	43x70	1690
Namn-Nimi-Name P8762-70 Ingrid		Datum-Päiväys-Date 23.04.2021		Sida-Sivu-Page 6/9

Pos	Piece list - Styckelista - Tarvikeluettelo P8762-70 Ingrid		Q.	P (mm)	L (mm)
WT-4	FIXING FILLET FOR WINDOW - FÖNSTER MONTERINGSPROFIL - IKKUNAN KARAPUU		2	43x70	1860
DT-1	FIXING FILLET FOR DOOR - DÖRR MONTERINGSPROFIL - OVEN KARAPUU		4	43x70	1890
DT-2	FIXING FILLET FOR DOOR - DÖRR MONTERINGSPROFIL - OVEN KARAPUU		4	43x70	1990
SJ-1	TREADED ROD M10 - GÄNGAD STÅNG M10 KIERRETANKO M10		5		2300
SJ-2	TREADED ROD M10 - GÄNGAD STÅNG M10 KIERRETANKO M10		2		3140
GS-1	ROOFING FELT FILLET - TAKLÄKT - KATTOHUOPALISTA		2	18x70	2087
GS-2	ROOFING FELT FILLET - TAKLÄKT - KATTOHUOPALISTA		2	18x70	4448
GS-3	ROOFING FELT FILLET - TAKLÄKT - KATTOHUOPALISTA		2	18x70	4900
GS-4	ROOFING FELT FILLET - TAKLÄKT - KATTOHUOPALISTA		2	18x70	4448
HB	HAMMER BLOCK - HAMMARKLOSS - NAULASKAPPALE		2		
RCM	ROOFBEAMS CONNECTING METAL - METALL FÖR SAMMANFOGNING AV TAKASAR - KATTO-ORRE YHTEENLITYSMETALLT		12		
HS1	SCREW FOR WALLBEAMS CONNECTING METAL (WBM) - SKREF FÖR METALLPLATTA FÖR SAMMANFOGNING AV (WBM) - RUUVIT VARTEN SEINÄPALKKEJA METALLISET YHTEENLIITYMISLAATAT (WBM)		125	ø3.5x35	
HS	SCREW FOR FUNDAMENT (FB) - SKREF FÖR GOLVBJÄLKAR (FB) - RUUVIT VARTEN LATTIAPALKIT (FB)		195	ø4.5x50	
HS	SCREW FOR GABLE MOULDING (GB) - SKREF FÖR GAVELBRÄDA (GB) - RUUVIT VARTEN KAAPELILAUTA (GB)		72	ø4.5x50	
HS	SCREW FOR EAVES BOARDS (EB) -SKREF FÖR TAKFOTBRÄDE (EB) - RÄYSTÄSLAUDAN RUUVI (EB)		70	ø4.5x50	
HS	SCREW FOR ROOF EDGE REINFORCEMENT (ES) - SKREF FÖR TAKFOTLIST (ES) - RUUVIT VARTEN RÄYSTÄSLISTA (ES)		65	ø4.5x50	
HS	SCREW FOR POST REGULATOR (PR) - SKRUV FÖR JUSTERBAR STOLBSKO (PR) -RUUVIT VARTEN PILARIKINKÄ SÄÄDETTÄVÄ (PR)		8	ø4.5x50	
HS	SCREW FOR MONTAGE WEATHER BOARD - SKRUV FÖR HYLLBRÄDA - PEITELAUTA RUUVIT		28	ø4.5x50	
HS	SCREW FOR ROOF FELT FILLET (GS) - SKRUV FÖR TAKLÄKT (GS) - KATTOHUOPALISTAN RUUVI (GS)		52	ø4.5x50	
HS	SCREW FOR DOORSTEP		8	ø4.5x70	
HS	SCREW FOR POST (P) - SKRUV FÖR PELARE (P) - RUUVIT VARTEN PILARI (P)		2	ø4.5x70	
HS	SCREW FOR FIXING WEATHER BOARD - SKRUV FÖR HYLLBRÄDA - PEITELAUTA RUUVIT		33	ø4.5x70	
HS	SCREW FOR FUNDAMENT (FB) - SKREF FÖR GOLVBJÄLKAR (FB) - RUUVIT VARTEN LATTIAPALKIT (FB)		356	ø4.5x90	
HS	SCREW FOR ROOFBOARD HOLDER		27	ø5x100	
HS	SCREW FOR 1. WALL BEAM - SKRUV FÖR 1. VÄGGREGEL - 1. SEINÄPALKIN RUUVI		15	ø5x120	
Namn-Nimi-Name P8762-70 Ingrid			Datum-Päiväys-Date 23.04.2021		Sida-Sivu-Page 7/9

Pos	Piece list - Styckelista - Tarvikeluettelo P8762-70 Ingrid		Q.	P (mm)	L (mm)
HS	SCREW FOR FUNDAMENT - SKRUV FÖR GRUND - PERUSTUKSEN RUUVI		104	ø5x120	
HS	SCREW FOR GABLE (W) - SKRUV FÖR GAVELTRIANGEL (W) - PÄÄTYKOLMION RUUVI (W)		54	ø5x120	
HS	SCREW FOR 1. WALL BEAM - SKRUV FÖR 1. VÄGGREGEL - 1. SEINÄPALKIN RUUVI		15	ø6x160	
HS	SCREW FOR ROOF BEAMS (RB) - SKRUV FÖR TAKBJÄLKAR (RB) - KATTOPALKIN RUUVI (RB)		60	ø6x160	
NF	ZN NAIL FOR ROOF (R) -FÖRZINKAD TAKSPIK (R) - SINKITTY KATTONAULA (R)		1760	ø2.5x60	
NF	ZN NAIL FOR FLOOR (F) - FÖRZINKAD GOLVSPIK (F) - SINKITTY LATTIANAULA (F)		930	ø2.5x60	
NF	NAIL FOR TERRACE - FÖRZINKAD SPIK TILL TERRASS - SINKITTY TERASSINAULA		220	ø2.5x60	
NF	NAIL FOR FLOOR FILLET (FF) - NAGEL FÖR GOLVLIST (FF) - JALKALISTA NAULAN (FF)		125	ø2x40	
WB50	WALLBEAMS CONNECTING METAL - METALLPLÅTTA FÖR SAMMANFOGNING AV VÄGGEN BALKAR - SEINÄPALKKEJA METALLISET YHTEENLIITYMISLAATAT		37	50x50	
	WINDOW - FÖNSTER - IKKUNA, ORT ST 	R	1	640x640	
	WINDOW - FÖNSTER - IKKUNA, ORT ST 	R	3	1340x1061	
	WINDOW - FÖNSTER - IKKUNA, ORT ST 	R	2	1400x1860	
Namn-Nimi-Name P8762-70 Ingrid			Datum-Päiväys-Date 23.04.2021		Sida-Sivu-Page 8/9

Pos	Piece list - Styckelista - Tarvikeluettelo P8762-70 Ingrid	Q.	P (mm)	L (mm)
	DOOR - DÖRR - OVI, ORT ST 	R	1	900x1990
	DOOR - DÖRR - OVI, AST 	R	2	900x1990
	DOOR - DÖRR - OVI, AST 	L	1	900x1990
Namn-Nimi-Name P8762-70 Ingrid	Datum-Päiväys-Date 23.04.2021	Sida-Sivu-Page 9/9		