

JUNIOR/SENIOR HIGH ART SHOW COMPETITION GUIDE

DIRECTOR IN CHARGE

Dan McClung

DEPARTMENT CONTACT

Marcie

Email: jrsrart@gmail.com

COMPETITIVE EXHIBITS OFFICE

Washington State Fair

Hours: Mon.–Fri., 8 am – 4:30 pm

Phone: (253) 841-5150

Email: CompExhibits@thefair.com

LOCATION: PAVILION, FIRST FLOOR

COMPETITION DISPLAY
APRIL 9-12 & 16-19, 2026

110 9th Avenue SW, Puyallup WA 98371-6811

24-Hour Hotline: 253-841-5045 | THEFAIR.COM



2026 JR/SR HIGH SCHOOL ART SHOW CALENDAR

**ONLINE ENTRY REGISTRATION:
OPENS IN DECEMBER 22
CLOSES WEDNESDAY, MARCH 18, 10PM**

BRING ARTWORK ON:

**FRIDAY, MARCH 20, 11AM-6PM
AND
SATURDAY, MARCH 21, 2PM-6PM**
(No artwork accepted after March 21)

BRING ARTWORK TO:

- Walk in at **RED GATE** on 9th Ave SW to enter fairgrounds.
- Follow directional signs to The Fair Food Court (see map, pg. 9)

SUN	MON	TUE	WED	THU	FRI	SAT
MARCH 15	MARCH 16	MARCH 17	MARCH 18	MARCH 19	MARCH 20	MARCH 21
			ONLINE ENTRY REGISTRATION DUE by 10pm		BRING IN JR/SR ENTRIES 11am-6pm	BRING IN JR/SR ENTRIES 2pm - 6pm
APRIL 5	APRIL 6	APRIL 7	APRIL 8	APRIL 9	APRIL 10	APRIL 11
				OPENING DAY OF SPRING FAIR		
APRIL 12	APRIL 13	APRIL 14	APRIL 15	APRIL 16	APRIL 17	APRIL 18
APRIL 19	APRIL 20	APRIL 21	APRIL 22	APRIL 23	APRIL 24	APRIL 25
LAST DAY OF SPRING FAIR		PICK UP JR/SR ENTRIES Noon-8pm				

PICK UP ARTWORK ON:

TUESDAY, APRIL 21, NOON-8PM

(If you are unable to pick up artwork on this date contact the Competitive Exhibits department to schedule an additional day)

PICK-UP ARTWORK FROM:

- Walk in at the **GOLD GATE** on 9th Ave SW to enter fairgrounds.
- Follow directional signs to the **Pavilion** (see map, pg. 9)

(Unclaimed items will not be stored. Anything remaining after Tue., April 21, will be donated or discarded.)

Washington
STATE FAIR
PUYALLUP

SPRING FAIR®

APRIL 9-12 & 16-19, 2026

By submitting an entry into the Fair, exhibitors agree to abide by all rules, regulations and entry requirements of the Fair and of the department(s) to which they are submitting their entries. It is important that exhibitors read and are familiar with the rules in this book, as well as the Departmental Exhibitors Rules and Regulations.

Please click here: [Enter a Competition](#) and scroll down to 'ADDITIONAL INFORMATION' to find:

- Departmental Exhibitors Rules and Regulations
- Vehicle Unloading Procedures
- Insurance Information

*You may not find it necessary to print this entire Premium List. While we ask that you **read and be familiar with the information in the Premium List** prior to entry, please feel free to print just the **pages you need**.*

ATTENTION SCHOOLS: Prior to entry registration, if you do not know your schools login name and password, please contact The Fair's Competitive Exhibits office at (253) 841-5150. or email CompExhibits@thefair.com.

PLEASE NOTE: School passwords used last year are still valid and can be used again. HOWEVER, if there are multiple teachers at your school accessing online entry registration, we ask that each teacher create their own QUICK GROUP and password. Use the teacher's full name (first and last) for Group User Name

LOCATION FOR JR/SR HIGH ART SHOW

The art show will be held in the Pavilion on the first floor.

[See Calendar on page 2 for entry dates.](#)

Online Entry Registration Instructions

December 22 - March 18, 2026

Artwork must be registered online BEFORE being brought to the Fair.

1) Click here for [ONLINE ENTRY REGISTRATION](#). A button is also available in the Jr./Sr. High School Art Show section of the Fair's [Enter a Competition](#) web page, listed under "Spring Fair" tab.

2) Click **Sign In** at the upper right corner of the page

3) Choose **Type: Exhibitor, School** or **Quick Group** and follow the instructions.

PLEASE NOTE:

Exhibitors - use your first and last name and create a password. *When entering a school name, choose INDIVIDUAL.* Click **Continue** then click **Create Entries** (skip #4).

Teachers - may use **School** login and password from last year. **However**, if there are multiple teachers at your school accessing online entry registration, we ask that **each teacher** create their own **Quick Group** and password. Use the teacher's full name (first and last) for **Group User Name**.

4) Click **Begin adding Exhibitors and their Entries**. Enter Exhibitor's (student's) information. *Use the School or Quick Group password when inputting each student's information.*

5) Click **Continue** to go to **Create Entries**.

For each entry:

- Select a **Department** ex.: Jr/Sr High Art Show
- Select a **Division** ex.: Jr/Sr Drawing
- Select a **Class** ex.: class 01 - Chalk Pastel
- Fill in all requested information for the class you are entering.

ex.: **Title:** Water Lily

Description: blue flower on black paper, blue mat, 11"x14"

6) When each student's entry information is complete, click **Add Entry to Cart**.

You may now **Add Entries for a different Exhibitor (student)** or **Check Out**.

(NOTE: If you think you may want to modify your entries, you may save your current session and check out at a later session. **Be sure to Check Out before the closing date listed; entries are not submitted to The Fair office until the check-out process is complete.**)

7) When all Exhibitor entry registrations are complete, follow instructions to **Check Out**. Fill in "yes" to agree to all the terms and conditions of entry as defined in the Competition Guide and click **Submit**.

8) Please **bring your receipt** from your online registration.

SPRING FAIR JR/SR HIGH SCHOOL ART SHOW

APRIL 9-12 & 16-19, 2026

The Washington State Fair Spring Fair is pleased to offer young artists from Washington State an opportunity to showcase their best work at the 36th annual Junior/Senior High School Art Show. Students, **grades 6-12 enrolled in a middle school, junior high, high school or homeschool equivalent**, are invited to participate in what many consider to be the area's most prestigious show for the artistic community's younger generation.

JR/SR HIGH SCHOOL ART SHOW ENTRY GUIDELINES

- All work must be done exclusively by the student entrant, **enrolled in a middle school, junior high, high school or homeschool equivalent**, within the current school year.
- All work should be designated by the student with their **name and title on the back**, prior to arrival. Remove all name tags from prior shows.
- **ONE PIECE PER DIVISION -**
Students will be allowed to enter one piece per division (aka medium). This means that a student can enter up to seven (7) pieces of artwork, **one in each of the (7) seven divisions**.
- For the protection of your work, all **entries must be delivered in a portfolio or protective container**. *Students Name or School and Teacher Names must be printed clearly on the outside of portfolios and containers.*
- Register entries online for each piece of artwork (see page 3 for instructions.) **We cannot guarantee against spelling errors. Please type carefully and use proper case for names and titles** when registering entries online; this is the source for display tags.
- **All work must stay in the show the full run of the Spring Fair, April 9 – 12 & 16 - 19, 2026.**
- Entries received by mail for the Jr/Sr High Art Show **will** be returned by mail or common carrier if the city/town is further than 30 miles away from the Fair. **The Fair is not responsible for artwork that is lost or damaged in the mail.**
- **All work must be titled!** "Untitled" is not allowed as a title in the show. Untitled work will be retitled under the discretion of the superintendent or rejected at check-in. We encourage that titles should be unique, individual and short in length.

- **Framing Requirements:** Artwork (except photography prints and stretch canvas with painted edges) must be framed with a 3-inch (3") thick frame made of poster board or mat board. Please ensure that the frame is uniform on all sides and the frame is mounted on top of the artwork.
Work not properly assembled or that becomes disassembled during hanging will not be displayed. **Artwork entered with frames made of material other than poster board or mat board, glass or plexiglass, will not be accepted in this show.**
- Stretch canvas will be accepted. The canvas edges/sides must be painted. **Framing is not needed for stretch canvas with painted edges.**
- Entries may be moved to a different class/division by the show management if the artwork is **incorrectly** entered in a class/division
- **All artwork entered must not exceed 20 inches in height or 20 inches in length, including the frame.**
- **NOTE: 3-D entries** need to have a stable base, to be displayed on a flat surface. Artwork such as masks, mobiles and collages must be designed to hang. Hanging weight may not exceed 15 lbs. Artwork that exceeds 15 lbs will not be accepted.
- Original artwork needs to be present at the show. We will not accept photos or replicas of the artwork.
- All pencil, charcoal, chalk and pastels must be fixed or sealed. **All work must be dry at take-in.**
- Although every precaution will be made to protect the art pieces, the Washington State Fair will not be responsible for theft, loss or damage to entries.
- The Fair reserves the right to reject any work it finds objectionable.

NEW for Korum Family Art Scholarship

The Korum Family Art Scholarship Competition has a new format for applying. Beginning December 1, 2025, students must complete the online application, which will remain open until February 2, 2026. In addition, all applicants must **submit their artwork in person or by mail** to be eligible for one of two \$2,500 scholarships.

For full eligibility requirements and application details, please visit:

<https://www.thefair.com/foundation/scholarships/>

Questions about the Korum Family Art Scholarship?

Email: scholarships@thefair.com

Call: 253-841-5120

JUDGING & AWARDS

The Fair wishes to recognize the effort our region's young artists put into their work. The judging and award structure is designed to encourage:

- Overall program participation
- Quality of work
- A diverse representation of the region's student artwork

JUDGING

Artwork will be evaluated by grade level (6-8 & 9-12) within each class and judged on the following criteria:

- Use of medium
- Originality / creativity
- Composition / design
- Technical / craftsmanship

Judges will select the placing **for each class** and the Best of Division for **each division**.

PARTICIPATION AWARDS

To encourage a diverse field of competition, participating schools and individual students will have the opportunity to win cash awards.

Student Participation Awards :

Each **class** in a division may have a first, second, third and honorable mention placing/ribbon. Some divisions/classes may not have entries or win awards.

Best of Division Student Awards :

There will be a rosette for 1st, 2nd and 3rd place, along with cash prizes for Best of Division, given to **three (3) senior high school students and three (3) jr/middle school students** whose art is the most outstanding in each division.

Cash Awards :

1st place	\$100.00
2nd place	\$50.00
3rd Place	\$25.00

School /Teacher Participation Awards :

Participation premiums will be awarded based on minimum participation requirements, and evaluated on the number of entries submitted, placings awarded, and percentage of participation in total show.

An art teacher (*program coordinator*) will be eligible for a \$100 cash premium, to be used for the arts at their school, based on participation and award points (limit of one cash premium per teacher). Up to 10 cash premiums are given for High Schools and 10 for Junior High / Middle Schools.

SENIOR HIGH SCHOOL ART SHOW

DIVISIONS & CLASSES

Please gauge your choice of DIVISION & CLASS by determining the **most dominant medium** used in creating the art piece.

"Other" classes should not be used as a "catch-all." All other classed work will be designated upon drop off.

All artwork entered must not exceed 20 inches in height or 20 inches in length, including the frame, and not exceed 15lbs.

All artwork must be mat framed (except photography prints and stretch canvas with painted edges). See page 8 for an example of mat framing.

Division 350 COMPUTER GENERATED

Two-dimensional art created partially or totally with the use of a computer. Components such as photos and graphics should be the original work of the submitting artist.

Class

- 2010. Draw Program (vector - coded equation)
- 2020. Paint Program (bitmap - paint file)
- 2030. Digital Collage

Division 351 DRAWING

Class

- 2050. Chalk Pastel
- 2060. Oil Pastel
- 2070. Charcoal
- 2080. Colored Pencil
- 2090. Conté Crayon
- 2110. Pencil / Graphite
- 2120. Pen and Ink
- 2130. Scratch Board
- 2140. Other Drawing technique not listed

Division 352 MIXED MEDIA

Class

- 2150. Collage
- 2160. Montage
- 2180. Low-relief Assemblages

Division 353 PAINTING

Class

- 2190. Acrylic
- 2240. Oil Paint
- 2260. Ink
- 2270. Tempera
- 2280. Watercolor
- 2290. Other Painting technique not listed

Division 354 PHOTOGRAPHY

Photographs may be black and white or color and **must be flush mounted** (see page 8 for flush mounting example).

Landscapes: urban settings, industrial areas and nature; scenery, countrysides, terrain, vistas and panoramas.

Portraits: a likeness of a person, people, or animal, especially around the face; i.e. head shots or full length.

Still Life: depiction of subject matter, typically a small grouping of objects, i.e. food, plants, rocks, shells or man-made items.

Class

- 2291. Landscapes
- 2292. Portraits
- 2294. Still Life

Division 355 PRINTING

Class

- 2310. Relief Print
- 2350. Mono Print
- 2370. Silk Screen
- 2375. Other Printing technique not listed

Division 356 3-D ART

Any three-dimensional artwork pieces need to have a stable base, to be displayed on a flat surface. Artwork such as masks, mobiles and collages must be designed to hang. **Hanging weight may not exceed 15. lbs.**

Class

- 2380. Clay
- 2390. Plaster
- 2400. Wire / Metal
- 2420. Recycled Products
- 2430. Papier Mâché
- 2440. Other 3-D technique not listed

Division 357 CRAFT | ELEMENTS

All items must be packaged appropriately for transport (ex: box with paper cushioning) or the art will not be accepted.

Class

- 2500. Mosaic
- 2510. Glass
- 2530. Fiber Art
- 2540. Other technique not listed

JUNIOR HIGH/MIDDLE SCHOOL ART SHOW DIVISIONS & CLASSES

Please gauge your choice of DIVISION & CLASS by determining the **most dominant medium** used in creating the art piece.

"Other" classes should not be used as a "catch-all." All other classed work will be designated upon drop off.

All artwork entered must not exceed 20 inches in height or 20 inches in length, including the frame, and not exceed 15lbs.

All artwork must be mat framed (except photography prints and stretch canvas with painted edges). See page 8 for an example of mat framing..

Division 340 COMPUTER GENERATED

Two-dimensional art created partially or totally with the use of a computer. Components such as photos and graphics should be the original work of the submitting artist.

Class

- 1010. Draw Program (vector - coded equation)
- 1020. Paint Program (bitmap - paint file)
- 1030. Digital Collage

Division 341 DRAWING

Class

- 1050. Chalk Pastel
- 1060. Oil Pastel
- 1070. Charcoal
- 1080. Colored Pencil
- 1090. Conté Crayon
- 1110. Pencil / Graphite
- 1120. Pen and Ink
- 1130. Scratch Board
- 1140. Other Drawing technique not listed

Division 342 MIXED MEDIA

Class

- 1150. Collage
- 1160. Montage
- 1180. Low-relief Assemblages

Division 343 PAINTING

Class

- 1190. Acrylic
- 1240. Oil Paint
- 1260. Ink
- 1270. Tempera
- 1280. Watercolor
- 1290. Other Painting technique not listed

Division 344 PHOTOGRAPHY

Photographs may be black and white or color and **must be flush mounted** (see page 8 for flush mounting example).

Landscapes: urban settings, industrial areas and nature; scenery, countrysides, terrain, vistas and panoramas.

Portraits: a likeness of a person, people, or animal, especially around the face; i.e. head shots or full length.

Still Life: depiction of subject matter, typically a small grouping of objects, i.e. food, plants, rocks, shells or man-made items.

Class

- 1290. Landscapes
- 1292. Portraits
- 1294. Still Life

Division 345 PRINTING

Class

- 1310. Relief Print
- 1350. Mono Print
- 1370. Silk Screen
- 1375. Other Printing technique not listed

Division 346 3-D ART

Any three-dimensional artwork pieces need to have a stable base, to be displayed on a flat surface. Artwork such as masks, mobiles and collages must be designed to hang. **Hanging weight may not exceed 15 lbs.**

Class

- 1380. Clay
- 1390. Plaster
- 1400. Wire / Metal
- 1420. Recycled Products
- 1430. Papier Mâché
- 1440. Other 3-D technique not listed

Division 347 CRAFT | ELEMENTS

All items must be packaged appropriately for transport (ex: box with paper cushioning) or the art will not be accepted.

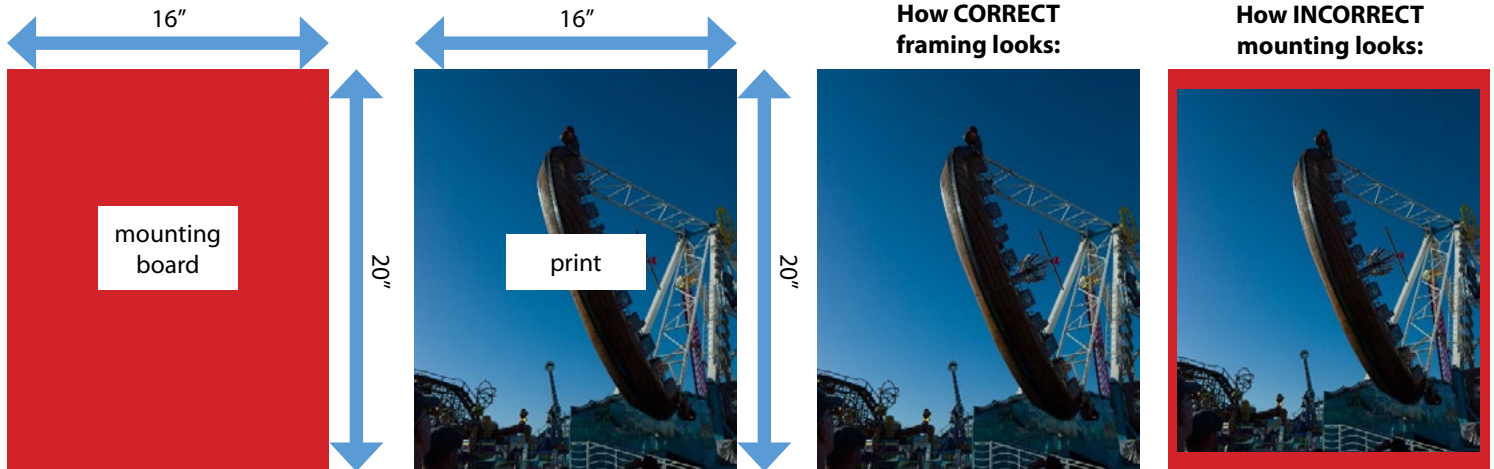
Class

- 1500. Mosaic
- 1510. Glass
- 1530. Fiber Art
- 1540. Other technique not listed

How to Flush Mount Photography Prints

Prints entered in our exhibition require **FLUSH MOUNTING**. Flush mounting means that the mounting board or posterboard is the exact same size as the photograph print.


Example of CORRECT mounting:



*Regardless of the size of print that is entered, the mounting board and the print must be the same dimensions. So, if the print measures 8" x 11¼" it must be mounted on a board that measures 8" x 11¼". Mounting must **not** exceed print dimensions and prints must **not** have an overlying mat.*

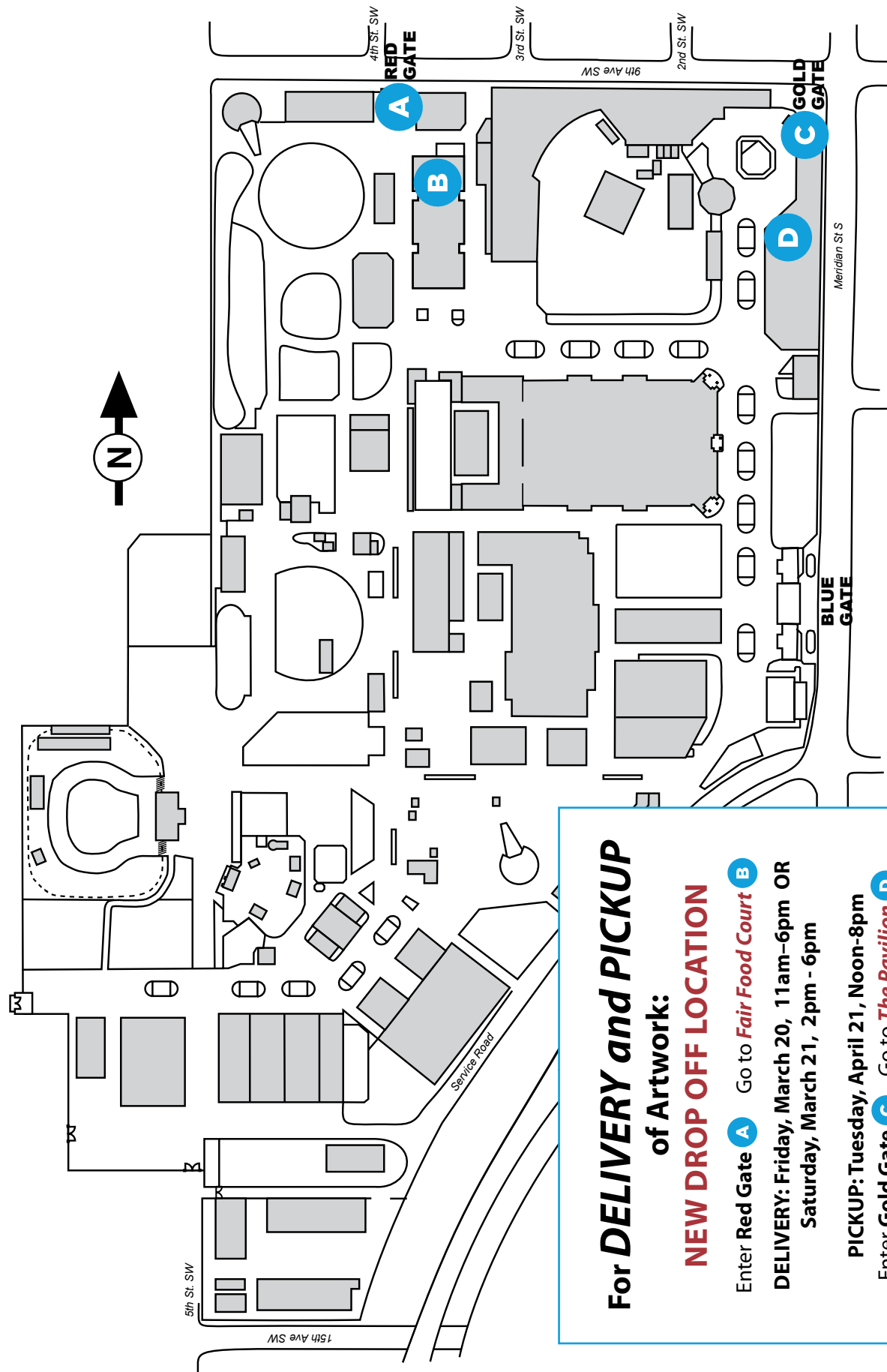
Proper Mat Framing for your Artwork

How CORRECT mat frame looks:



The frame should be a 3 inch thick border around the entire art piece and the frame should be mounted on top of the artwork. Only mat board or poster board frames will be accepted.

JR./SR. HIGH SCHOOL ART SHOW - 2026



For **DELIVERY and PICKUP** of Artwork:

NEW DROP OFF LOCATION

Enter Red Gate **A** Go to **Fair Food Court B**

DELIVERY: Friday, March 20, 11am–6pm OR
Saturday, March 21, 2pm - 6pm

PICKUP: Tuesday, April 21, Noon–8pm

Enter Gold Gate **C** Go to **The Pavilion D**

*For extenuating circumstances, please contact Competitive Exhibits
Department, (253)841-5150