



SURGICAL ASSOCIATES

Lovenox Education (Enoxaparin Sodium)

Lovenox is an injectable medication that you or your caregiver will administer in your abdomen post-operatively.

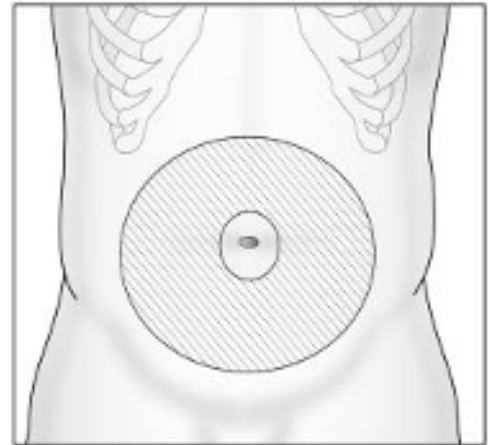
What supplies do I need?

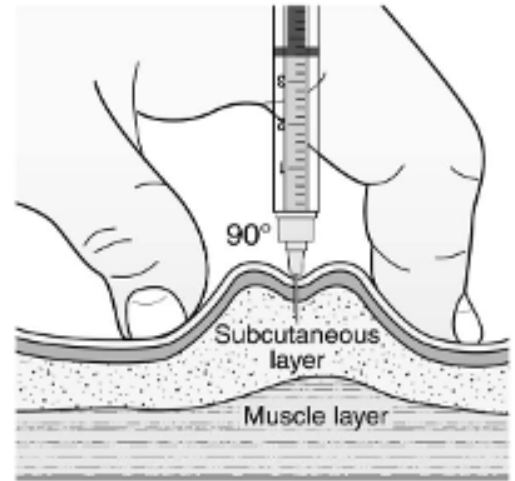
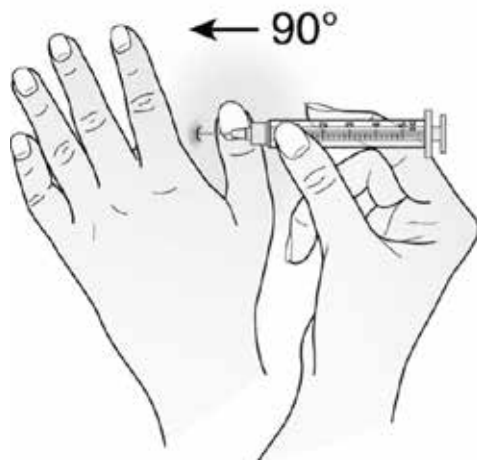
- Alcohol pad or soap and water to clean the injection site
- Sharps container
- Prefilled syringe



How do I give the injection?

1. Wash your hands with soap and water. Then, dry them.
2. Remove the prefilled syringe dose from the packaging.
3. Choose a site on your belly at least 2 inches away from your belly button. You may use either side of your belly. Try not to inject where there are scars, bruises or swollen areas. You should use a different place each time you give yourself a shot.
4. Clean the area where you will give the shot with an alcohol pad or soap and water, then let it dry.
5. Sit in a relaxed position so you can reach your belly and see the place where you will give your shot.
6. Pull the cap straight off the needle. Keep the needle sterile once you remove the cap. **Don't set the needle down or touch the needle.**
7. Hold the syringe like a pencil in the hand that you write with. With your other hand, pinch the area you cleaned between your thumb and fingers to make a fold in the skin. Be sure to hold the skin fold until the injection is done. Push the entire needle straight into the skin fold, holding the syringe at a 90-degree angle.





8. Press down on the plunger until all the medicine has been pushed out under the skin and the syringe is empty. Pull the syringe with the needle straight out of the skin fold. Let go of the skin fold. **Don't rub the site.** Rubbing may bruise the site or affect how the medicine is absorbed.
9. After the needle is removed from the skin, push down on the plunger a second time to make the safety device work. A hard cover should appear over the needle.
10. Dispose of the used syringe into a sharps container (a hard plastic container). Close the lid and keep the container away from children and pets.

Important points:

- Use exactly as ordered
- Never double up on a dose if missed
- If air bubbles are present, do not try to remove
- Tell your healthcare team if you are taking a blood thinner
- Know the signs and symptoms of bleeding and report them right away
- Know the signs and symptoms of a blood clot and stroke and seek medical help right away if you have symptoms.
- Keep all scheduled doctor visits

Seek emergency care if you:

- Fall and hit your head
- Cough up or vomit blood (bright red or looks like coffee grounds)
- See blood in your urine or stool (enough to color toilet water)
- Experience a severe headache or stomachache (the worst in your life)
- Have chest pain or shortness of breath
- Experience weakness on one side of the body or slurred speech



SURGICAL ASSOCIATES