ZEEKR CONNECTED DIGITAL KEY · HOW-TO GUIDE

# Digital Key 1.0 (Bluetooth) Pairing Guide

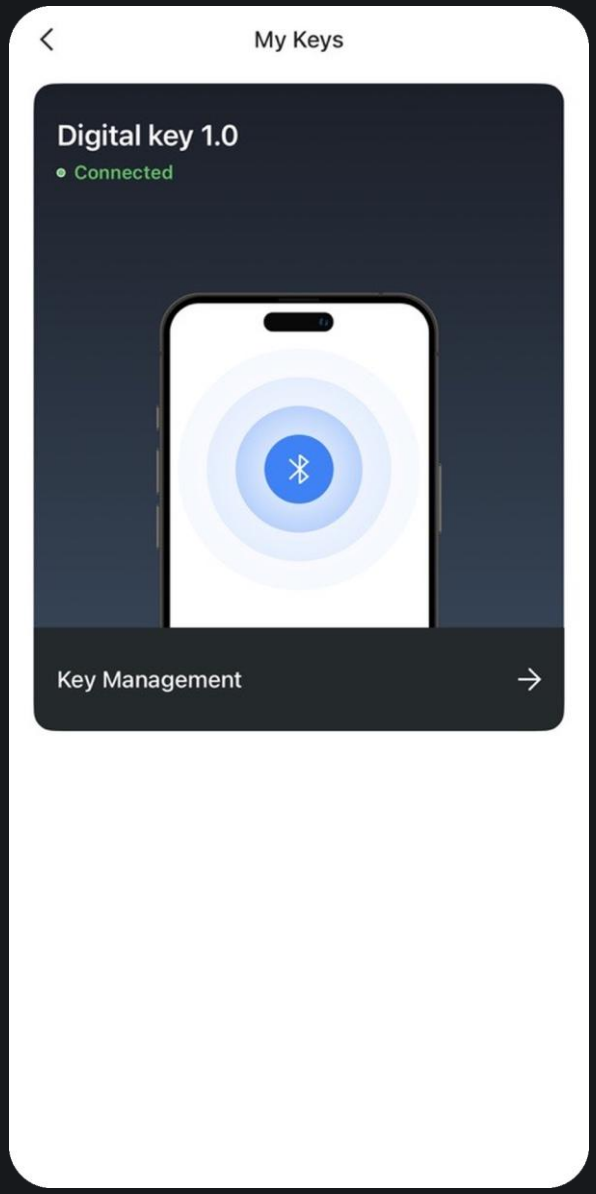

BEFORE YOU START

# What you need first time setting up

### Supported Phone

Your phone and Zeekr model are on the supported phone list at the end of this guide

### Latest Software

The Zeekr app and your phone's operating system updated

### Bluetooth On

Turn on Bluetooth on your phone before you start

### Near Your Car

Stay close to the car, within Bluetooth range

**Digital Key 1.0** Works over Bluetooth on calibrated iPhone and Android phones. Find yours in **Supported Phones** (From Page 3).

SUPPORTED PHONES

# Is My Phone Supported?

A tick shows which Zeekr models each phone is supported · Updated November 2026

# Apple

| Phone | Zeekr 001 | Zeekr X | Zeekr 7X | Zeekr 7GT |
|---|---|---|---|---|
| **Apple** | | | | |
| Apple iPhone 8 Plus | ✓ | ✓ | | |
| Apple iPhone X | ✓ | ✓ | ✓ | |
| Apple iPhone XS | ✓ | ✓ | ✓ | |
| Apple iPhone XS Max | ✓ | ✓ | | |
| Apple iPhone XR | ✓ | ✓ | | |
| Apple iPhone 11 | ✓ | ✓ | ✓ | |
| Apple iPhone 11 Pro | ✓ | ✓ | ✓ | |
| Apple iPhone 11 Pro Max | ✓ | ✓ | ✓ | |
| Apple iPhone SE 2 (2nd generation) | ✓ | ✓ | | |
| Apple iPhone 12 | ✓ | ✓ | ✓ | |
| Apple iPhone 12 Mini | ✓ | ✓ | | |
| Apple iPhone 12 Pro | ✓ | ✓ | ✓ | |
| Apple iPhone 12 Pro Max | ✓ | ✓ | ✓ | |
| Apple iPhone 13 | ✓ | ✓ | ✓ | |
| Apple iPhone 13 Mini | ✓ | ✓ | | |
| Apple iPhone 13 Pro | ✓ | ✓ | ✓ | |
| Apple iPhone 13 Pro Max | ✓ | ✓ | ✓ | ✓ |
| Apple iPhone SE 3 (3rd generation) | ✓ | ✓ | | |

| Phone | Zeekr 001 | Zeekr X | Zeekr 7X | Zeekr 7GT |
|---|---|---|---|---|
| **Apple (continued)** | | | | |
| Apple iPhone 14 | ✓ | ✓ | ✓ | |
| Apple iPhone 14 Plus | ✓ | ✓ | | |
| Apple iPhone 14 Pro | ✓ | ✓ | ✓ | |
| Apple iPhone 14 Pro Max | ✓ | ✓ | ✓ | |
| Apple iPhone 15 | ✓ | ✓ | ✓ | |
| Apple iPhone 15 Plus | ✓ | ✓ | | |
| Apple iPhone 15 Pro | ✓ | ✓ | ✓ | |
| Apple iPhone 15 Pro Max | ✓ | ✓ | ✓ | ✓ |
| Apple iPhone 16 | ✓ | ✓ | ✓ | |
| Apple iPhone 16e | ✓ | | | |
| Apple iPhone 16 Plus | ✓ | ✓ | | |
| Apple iPhone 16 Pro | ✓ | ✓ | | |
| Apple iPhone 16 Pro Max | ✓ | ✓ | | |
| Apple iPhone 17 | ✓ | ✓ | | |
| Apple iPhone 17e | ✓ | | | |
| Apple iPhone 17 Pro | ✓ | ✓ | | |
| Apple iPhone 17 Pro Max | ✓ | ✓ | | |
| Apple iPhone Air | ✓ | ✓ | | |

SUPPORTED PHONES · 2 OF 4

# Fairphone, Google, Honor, Huawei, OnePlus

| Phone | Zeekr 001 | Zeekr X | Zeekr 7X | Zeekr 7GT |
|---|---|---|---|---|
| **Fairphone** | | | | |
| Fairphone 5 | ✓ | ✓ | ✓ | |
| **Google** | | | | |
| Google Pixel 5 | | | ✓ | ✓ |
| Google Pixel 6 | | ✓ | ✓ | ✓ |
| Google Pixel 6a | ✓ | ✓ | | |
| Google Pixel 7 | ✓ | ✓ | ✓ | ✓ |
| Google Pixel 7a | ✓ | ✓ | ✓ | |
| Google Pixel 7 Pro | ✓ | ✓ | ✓ | ✓ |
| Google Pixel 8 | ✓ | ✓ | ✓ | ✓ |
| Google Pixel 8 Pro | ✓ | | ✓ | ✓ |
| Google Pixel 9 | ✓ | ✓ | ✓ | |
| Google Pixel 9 Pro | ✓ | ✓ | ✓ | ✓ |
| Google Pixel 9 Pro XL | ✓ | ✓ | ✓ | ✓ |
| Google Pixel 10 | ✓ | ✓ | ✓ | ✓ |
| Google Pixel 10 Pro | ✓ | ✓ | ✓ | ✓ |
| Google Pixel 10 Pro XL | ✓ | ✓ | ✓ | ✓ |
| **Honor** | | | | |
| Honor 90 | ✓ | ✓ | ✓ | ✓ |

| Phone | Zeekr 001 | Zeekr X | Zeekr 7X | Zeekr 7GT |
|---|---|---|---|---|
| **Honor (continued)** | | | | |
| Honor Magic V3 | ✓ | ✓ | ✓ | |
| **Huawei** | | | | |
| Huawei P20 Pro | ✓ | ✓ | | |
| Huawei Mate 30 Pro | | | ✓ | |
| Huawei Mate 40 Pro | | | ✓ | |
| Huawei Mate 50 Pro | | | ✓ | |
| Huawei Mate 60 | | | ✓ | |
| Huawei Mate 60 Pro | | | ✓ | |
| Huawei Mate 60 Pro Plus | | | ✓ | |
| Huawei Mate X5 | | | ✓ | |
| **OnePlus** | | | | |
| OnePlus 10 Pro | | | | ✓ |
| OnePlus 11 | ✓ | ✓ | | |
| OnePlus 12 | ✓ | ✓ | ✓ | ✓ |
| OnePlus 12R | ✓ | ✓ | ✓ | ✓ |
| OnePlus 13 | ✓ | ✓ | ✓ | |
| OnePlus 15 | ✓ | ✓ | ✓ | ✓ |
| OnePlus Nord CE Lite 5G | | ✓ | | |

SUPPORTED PHONES · 3 OF 4

# Oppo, Redmi, Samsung

| Phone | Zeekr 001 | Zeekr X | Zeekr 7X | Zeekr 7GT |
|---|---|---|---|---|
| **Oppo** | | | | |
| Oppo Reno 16 | ✓ | ✓ | ✓ | ✓ |
| **Redmi** | | | | |
| Redmi Note 12 | | ✓ | | |
| Redmi Note 12 C | | ✓ | | |
| Redmi Note 12 Pro 5G | | ✓ | | |
| Redmi Note 13 Pro Plus | | | ✓ | ✓ |
| **Samsung** | | | | |
| Samsung Galaxy A42 | ✓ | ✓ | ✓ | |
| Samsung Galaxy A42 5G | | | ✓ | |
| Samsung Galaxy A52 5G | ✓ | ✓ | | |
| Samsung Galaxy A54 | ✓ | ✓ | | |
| Samsung Galaxy A54 5G | ✓ | ✓ | ✓ | |
| Samsung Galaxy A55 | ✓ | ✓ | ✓ | |
| Samsung Galaxy A55 5G | ✓ | ✓ | ✓ | ✓ |
| Samsung Galaxy A56 5G | ✓ | ✓ | ✓ | ✓ |
| Samsung Galaxy A73 | ✓ | ✓ | ✓ | |
| Samsung Galaxy A73 5G | | ✓ | ✓ | ✓ |
| Samsung Galaxy Note 20 Ultra 5G | ✓ | ✓ | | |

| Phone | Zeekr 001 | Zeekr X | Zeekr 7X | Zeekr 7GT |
|---|---|---|---|---|
| **Samsung (continued)** | | | | |
| Samsung Galaxy S9 | ✓ | ✓ | | |
| Samsung Galaxy S9 Plus | ✓ | ✓ | | |
| Samsung Galaxy S10 | ✓ | ✓ | | |
| Samsung Galaxy S10 Plus | ✓ | ✓ | | |
| Samsung Galaxy S20 FE 5G | ✓ | ✓ | | |
| Samsung Galaxy S21 | ✓ | ✓ | | |
| Samsung Galaxy S21 5G | ✓ | ✓ | ✓ | ✓ |
| Samsung Galaxy S21 FE | ✓ | ✓ | | |
| Samsung Galaxy S21 FE 5G | | ✓ | ✓ | ✓ |
| Samsung Galaxy S21 Plus | ✓ | ✓ | ✓ | |
| Samsung Galaxy S21 Plus 5G | | | ✓ | |
| Samsung Galaxy S21 Ultra | ✓ | ✓ | ✓ | |
| Samsung Galaxy S22 | ✓ | ✓ | ✓ | |
| Samsung Galaxy S22 Plus | ✓ | ✓ | ✓ | ✓ |
| Samsung Galaxy S22 Ultra | ✓ | ✓ | ✓ | |
| Samsung Galaxy S23 | ✓ | ✓ | ✓ | |
| Samsung Galaxy S23 FE | ✓ | ✓ | | |
| Samsung Galaxy S23 Plus | ✓ | ✓ | ✓ | |

SUPPORTED PHONES · 4 OF 4

# Samsung, Sony, Xiaomi

| Phone | Zeekr 001 | Zeekr X | Zeekr 7X | Zeekr 7GT |
|---|---|---|---|---|
| **Samsung (continued)** | | | | |
| Samsung Galaxy S23 Ultra | ✓ | ✓ | ✓ | ✓ |
| Samsung Galaxy S24 | ✓ | ✓ | ✓ | |
| Samsung Galaxy S24 FE | ✓ | ✓ | ✓ | ✓ |
| Samsung Galaxy S24 Plus | ✓ | ✓ | ✓ | |
| Samsung Galaxy S24 Ultra | ✓ | ✓ | ✓ | ✓ |
| Samsung Galaxy S25 | ✓ | ✓ | ✓ | ✓ |
| Samsung Galaxy S25 Plus | ✓ | ✓ | ✓ | |
| Samsung Galaxy S25 Ultra | ✓ | ✓ | ✓ | ✓ |
| Samsung Galaxy S26 | ✓ | ✓ | ✓ | ✓ |
| Samsung Galaxy S26 Plus | ✓ | ✓ | ✓ | ✓ |
| Samsung Galaxy S26 Ultra | ✓ | ✓ | ✓ | ✓ |
| Samsung Galaxy Z Fold 4 | ✓ | ✓ | | |
| Samsung Galaxy Z Fold 5 | ✓ | ✓ | ✓ | |
| Samsung Galaxy Z Fold 6 | ✓ | ✓ | ✓ | |
| Samsung Galaxy Z Fold 7 | | ✓ | ✓ | ✓ |
| Samsung Galaxy Z Fold 8 | ✓ | ✓ | ✓ | ✓ |
| Samsung Galaxy Z Flip 4 | ✓ | ✓ | | |
| Samsung Galaxy Z Flip 5 | ✓ | ✓ | ✓ | ✓ |

| Phone | Zeekr 001 | Zeekr X | Zeekr 7X | Zeekr 7GT |
|---|---|---|---|---|
| **Samsung (continued)** | | | | |
| Samsung Galaxy Z Flip 6 | ✓ | ✓ | ✓ | ✓ |
| Samsung Galaxy Z Flip 7 | ✓ | ✓ | ✓ | ✓ |
| **Sony** | | | | |
| Sony Xperia 1 II | ✓ | ✓ | ✓ | |
| Sony Xperia 1 III | ✓ | ✓ | ✓ | |
| Sony Xperia 2 | | | ✓ | |
| **Xiaomi** | | | | |
| Xiaomi 11T Pro | | | ✓ | ✓ |
| Xiaomi 12C | ✓ | ✓ | | |
| Xiaomi 12T Pro | | | ✓ | ✓ |
| Xiaomi 13 Ultra | | | ✓ | |
| Xiaomi 13T Pro | | | ✓ | ✓ |
| Xiaomi 14 | ✓ | ✓ | ✓ | ✓ |
| Xiaomi 14T | ✓ | ✓ | ✓ | |
| Xiaomi 14T Pro | ✓ | ✓ | ✓ | ✓ |
| Xiaomi 14T Ultra | | | ✓ | ✓ |
| Xiaomi Poco F6 | ✓ | ✓ | ✓ | ✓ |

AT A GLANCE

# Four steps to your digital key

1

### Open Vehicle & Security

Vehicle tab › Remote Services

2

### Open My Keys

Tap + next to Digital key 1.0

3

### Create Your Key

Tap Determine when it's created

4

### Connect Your Key

Tap Connect until it shows Connected

STEP 1 OF 4

# Open Vehicle & Security

1. In the Zeekr app, go to the **Vehicle** tab.
2. Scroll down to **Remote Services** and tap **Vehicle & Security**.

**Uncreated** The key status at the top right shows **Uncreated** until you create your key.

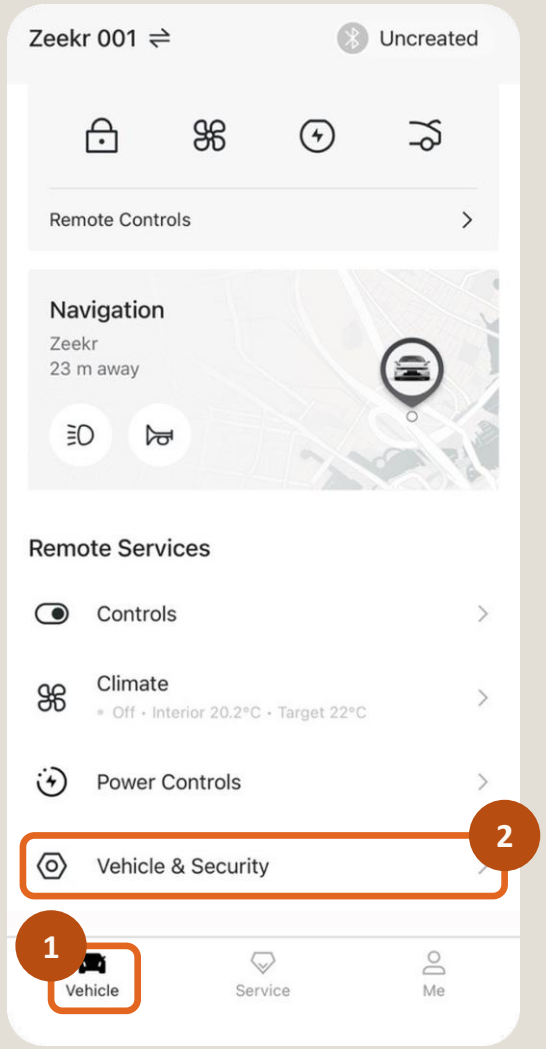


Vehicle tab

STEP 2 OF 4

# Open My Keys

3 Tap **My Keys**.

4 Tap **+** next to **Digital key 1.0**.

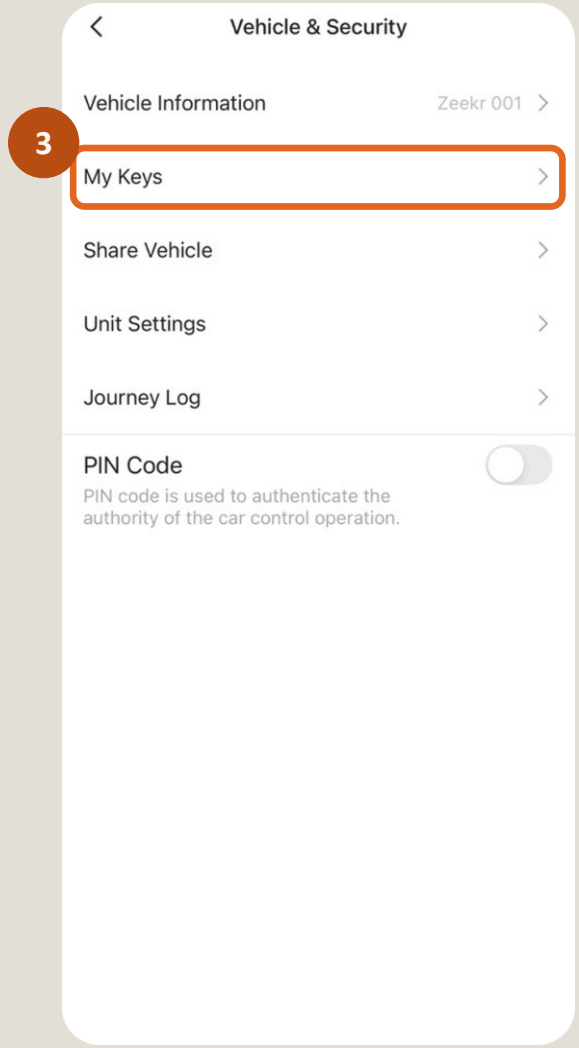


Vehicle & Security




My Keys

STEP 3 OF 4

# Create your key

5 When you see **Created Successfully**, tap **Determine**.

Your phone can now replace the key fob. The key card shows Unconnected until you connect it.

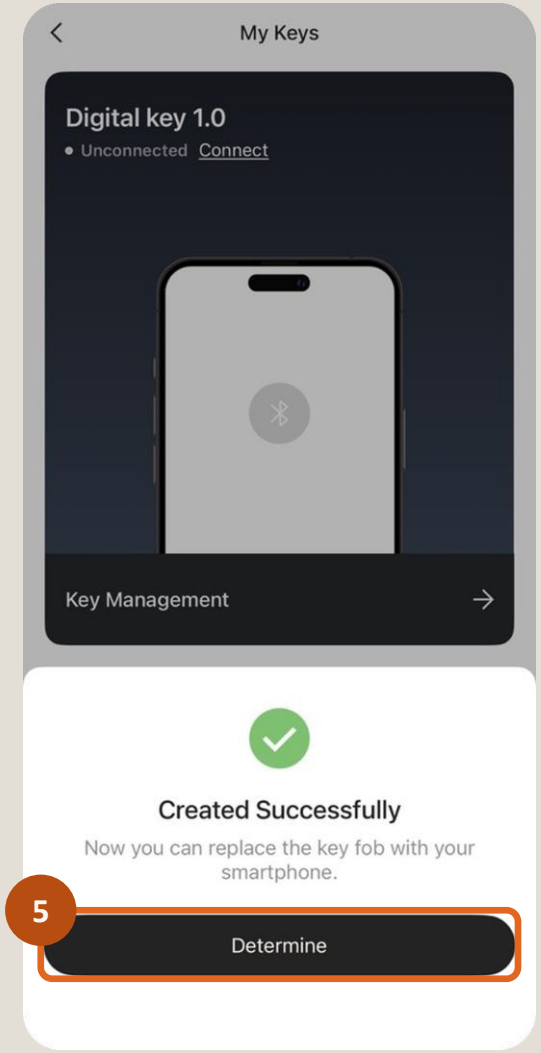


Created Successfully

STEP 4 OF 4

# Connect your key

6 Near the car with Bluetooth on, tap **Connect** next to **Unconnected**.

7 Wait until the status shows **Connected** and the Bluetooth icon turns blue.

Your phone now works as your car key.

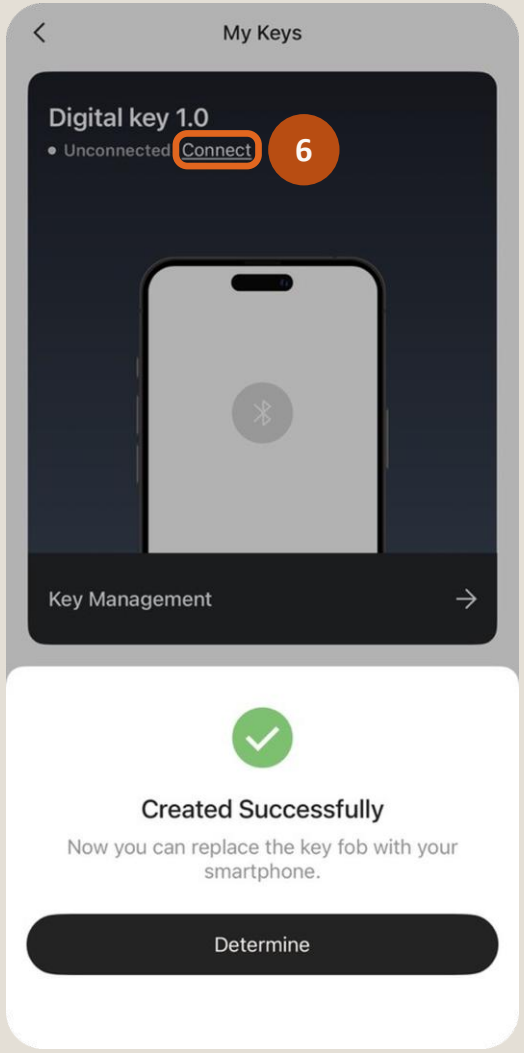


Unconnected

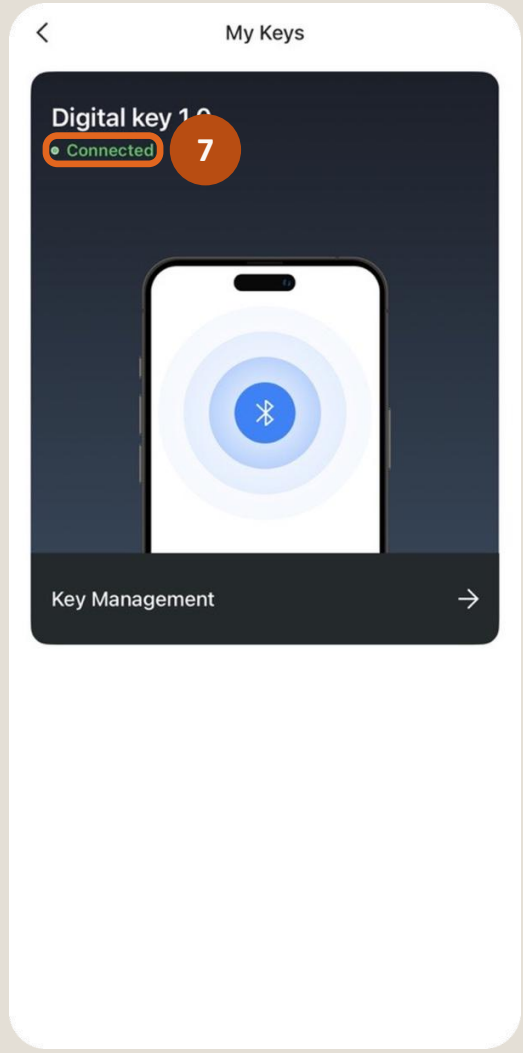


Connected

AFTER PAIRING

# Manage Your Digital Key

Find your key in Key Management, or delete it from your phone

MANAGE

# Delete your key

8 In **My Keys**, tap **Key Management**, then **Delete Key**.

9 Check the car is powered off and all doors, windows, hoods and trunks are closed. Tap **Delete Key** to confirm.

**Changed your mind?** Tap **Cancel** to keep the key.

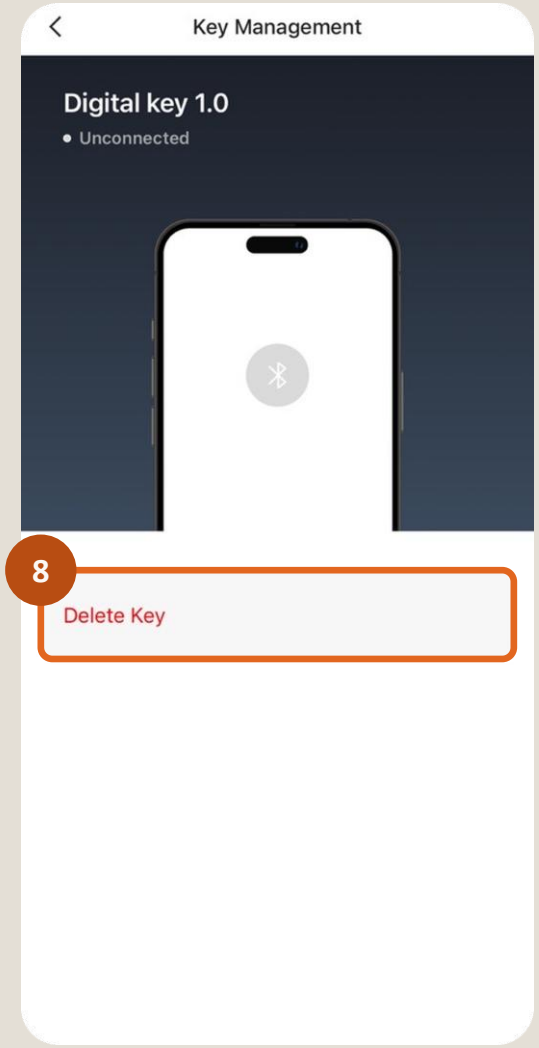


Key Management

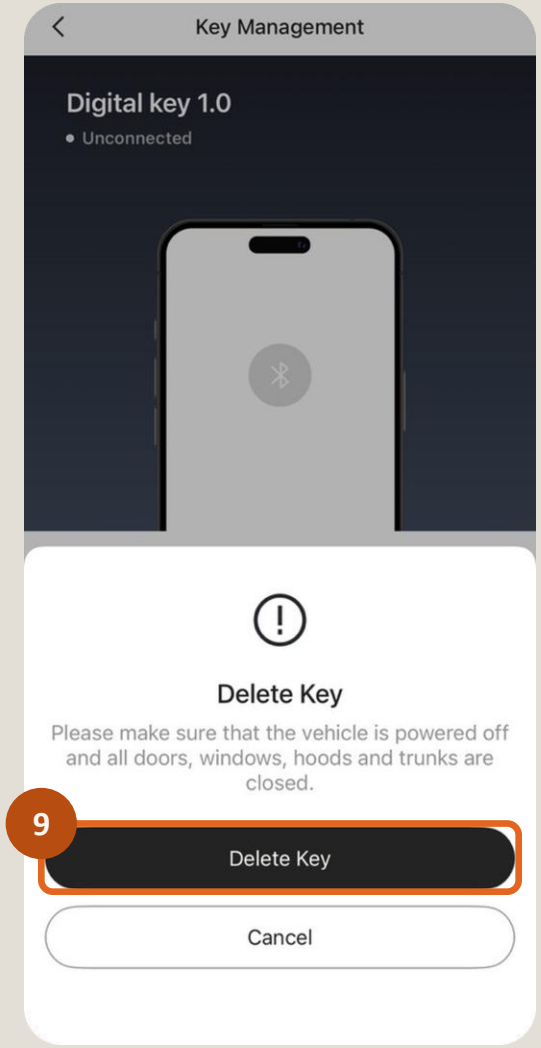


Confirm delete

TROUBLESHOOTING

# Fix Connection Problems

What to check if the key won't connect

TROUBLESHOOTING

# If the key won't connect

### Supported phone

Phone and Zeekr model ticked in Supported Phones (slides 3–7)

### Bluetooth on

Turn Bluetooth off and on, then tap Connect again

### Close to the car

Stay within Bluetooth range while connecting

### Latest software

Zeekr app and phone OS updated

**Still not connecting?** Delete the key in Key Management and create it again from Step 1.