

Health Workforce Expansion

*Bridging the Gap to Wellness while
Promoting Economic Mobility*

Presentated by Peggy Geisler

The Basics



What is a CHW?

- A Community Health Worker (CHW) is a frontline public health professional who serves as a bridge between healthcare services and the community.
- Provide education, advocacy, and support to help individuals particularly in underserved communities.

Bridging Gaps Between Healthcare Systems & Communities

- Cultural & Linguistic Mediation
 - Health Education & Literacy
 - Navigation Support
 - Building Trust
 - Advocacy
 - Care Coordination & Follow-up
 - Addressing SDoH
-



Building Training Programs for Community Needs



Core Curriculum Partners

- Institute for Public Health Innovation (IPHI)
- Public Health Management Corporation (PHMC)
- DE Division of Public Health
- Caron Treatment Center



Advanced Curriculum Development

- Apprenticeship
- Health Literacy
- Addictions
- Diabetes
- Geriatric
- Asthma
- Mental Health First Aide



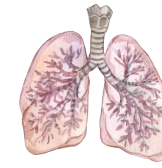
Supportive Curriculum

- Financial Literacy
- Resume Building
- Interview
- Communication



IMPACT ON PUBLIC HEALTH

Chronic Disease Management



- Improve outcomes for diseases like diabetes, hypertension, or asthma through ongoing education and monitoring
- Reduce hospital readmission & ER visits by promoting self-care and adherence to care plans

Maternal & Child Health




- Support prenatal care, healthy pregnancies, infant wellness
- Increase immunization rates, promote breastfeeding, help new mothers access needed services/support

Health Equity & Access



- Help reduce disparities by connecting communities with healthcare, insurance, and social services
- Increase preventative care utilization by education

Infectious Disease Prevention



- CHWs are instrumental in testing, education, outreach
- Vital to HIV, TB, STI prevention education efforts

Mental & Behavioral Health



- Reduce stigma and connect people to services
- Specialized training allows CHWs to identify early signs and provide support

Social Determinants of Health



- Address non-medical factors that are known to affect health: housing, food, transportation, employment

Community Resilience & Preparedness



- Build trust within communities and increase community engagement in public health programs
- Improves health literacy, allowing individuals to take control of their own health

CHW PATHWAYS

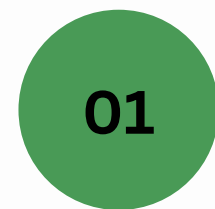
Career Advancement



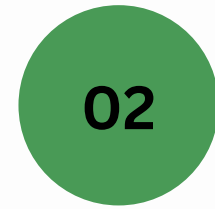
It all begins with a career in Community Health Work and extends far beyond, reaching everyone in our communities.



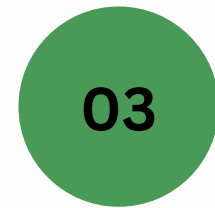
Current Apprenticeship Sites



La Red



Tabitha Medical



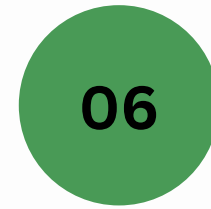
Bayhealth



Beebe




Pallet Village



CBO's and Schools



FQHC's/Hospitals



**Supporting Care
Organizations**



Success Stories



01

Homeless Shelter

In 1 month, CHW was able to double the number of individuals going into rehabilitation for substance abuse.



02

Physician Office

CHW has provided the physician additional time with patients for complex medical needs, while CHW focuses on social needs.



03

Schools

The CHW will work directly with families and individuals affected by asthma or related conditions, conducting assessments and home visits to support healthier lifestyles and help reduce asthma-related emergencies



Questions?



Delaware Community
Health Workers
LEARN. EARN. SERVE.

Peggy Geisler, CEO PMG Consulting
Executive Director, SCHC
pgeisler@pmgconsulting.net

SUSSEX 
COUNTY HEALTH COALITION