


Terrain Lustre

kettal

Description

Terrain Lustre is a high-quality, glossy finish paint specially formulated for both indoor and outdoor furniture. Ideal for use on aluminum surfaces, it provides a durable, lustrous coating that enhances the appearance and longevity of metal furnishings. Whether refreshing outdoor patio pieces or elevating indoor décor, Terrain Lustre offers exceptional adhesion, weather resistance, and a sleek, polished shine that makes furniture stand out in any setting.




Technical specifications

Characteristics	Result	Method
Baking time / temperature	20 at 150°C	Total time
Thickness of the film	85	ISO 2360
Gloss at 60° angle	92	ISO 2813
Direct impact 12.5 mm	50	ISO 6272
Indirect impact 12.5 mm	50	ISO 6272
Cross-cut adhesion	0	ISO 2409
Persoz Hardness	361	ISO 1522
Erichsen Cupping test	8	ISO 1520
Bending test	5	ISO 1519
Avg. Particle size	44,70	MALVERN


Colors




Bone Lustre
CH1




Tuff Lustre
05B




African
Savannah Lustre
10B




Terre Sienne
Lustre
CH3




Spring Meadow
Lustre
28B




Vert Lustre
CH4



Glacier Ice
Lustre
25B



Indigo Lustre
22B



Noir d'Ivoire
Lustre
CH2

Certificates



Note

We recommend following the advice given by the standards AAMA 609 and 610-02 or in the guidelines from Qualicoat.

Recommendations

1. Wash the surface periodically with warm water and soap, or a pH-neutral detergent.
2. Use a non-abrasive sponge or cloth.
3. Rinse immediately with a large amount of water after cleaning.
4. Cleaning should preferably be carried out in the shade and avoid extremely hot or cold temperatures.
For cleaning grease, oils, cutting oils, adhesives, etc. we recommend using isopropyl alcohol in combination with turpentine, using a soft cloth. We recommend carrying out a test in an inconspicuous area to verify that the use of unknown mixtures does not affect the surface.

Maintenance

Situation	Min periodic cleaning
Tropical	9 months
Swimming pools & gymnasiums	6 months
Coastal	3 months
Industrial	3 months
Hazardous	1 month
Normal	12 months

Clean with non-corrosive, non-abrasive products. Do not use scouring pads and pressure washers should not be used.

Depending on temperature and concentration, various highly acidic or alkaline materials can damage or attack the surface after only a few minutes.

Depending on temperature and concentration, various highly acidic or alkaline materials can damage or attack the surface after only a few minutes of contact. It is extremely important to take measures to avoid this.

Preventative care

Protect surfaces with barrier elements like film, paper, and peelable lacquers before placement and handling.

Immediate cleaning

If accidental contamination or splashing of strong alkalis or acids occurs, wash the affected area with a large amount of clean water, especially cut-outs or holes and cavities.

Periodic maintenance

The accumulation of dirt or contamination on the profiles may increase the risk of corrosion, a loss of sheen, or a change of colour, especially in areas located near the coast and industrial environments.

Do not use

Abrasive materials or tools or anything that could cause scratches.
Acidic or alkaline substances that could cause corrosion. Strong solvents, including petrol, diesel, and kerosene. Grease cleaners, pesticides, or lubricants whose composition is unknown. Detergents, oven cleaners, or other similar agents. Cleaning agents when the surface temperature is greater than 25°C. Dry cleaning a dirty surface of dust or building materials.

Avoid submersing a powder coated product in water for long periods of time. Chlorine might cause damage.