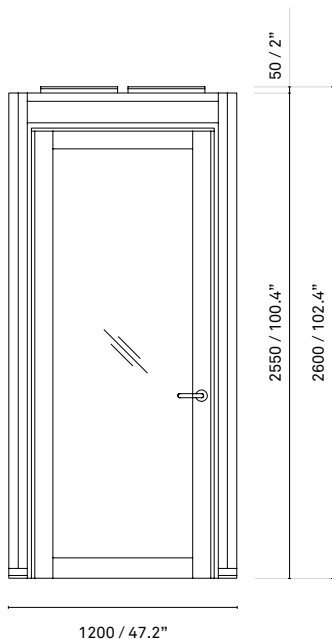



Internal:  
1050W x 900D x 2400Hmm  
41.3" W x 35.4" D x 94.5" H

External:  
1200W x 1000D x 2600Hmm  
47.2" W x 39.3" D x 102.4" H

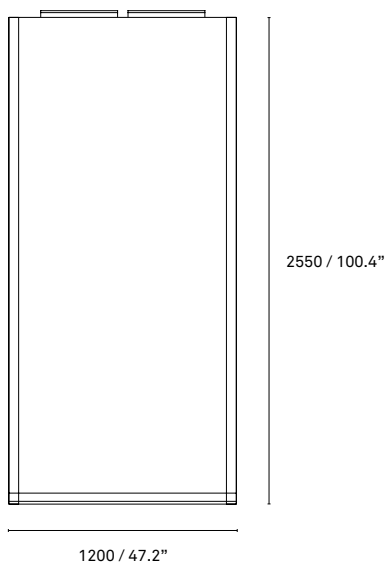
Overall height: 2600mm / 102.4"  
- Room height: 2550mm / 100.4"  
- Air Grille Cover height: 50mm / 2"



Front



Side



Back with acoustic paneling

Rear wall available in:  
1 x glazed panel  
or 1 x solid panels

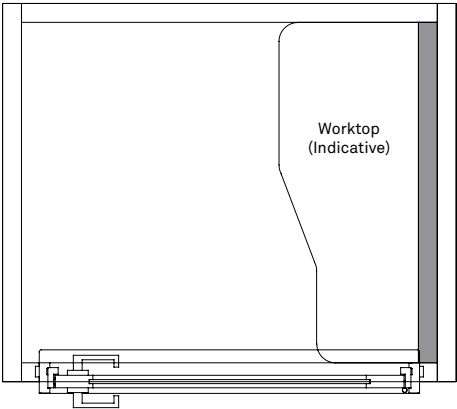
Front wall available in:  
Glass door

All measurements are in millimeters and inches.

All intellectual property rights and copyrights are reserved. Nothing contained in this brochure may be reproduced without written permission. Schiavello Group Pty Ltd reserves the right to change any or all details without prior notice. All dimensions stated within this document are nominal and/or approximate only and subject to variation. SCH/SPSFQRPH-B

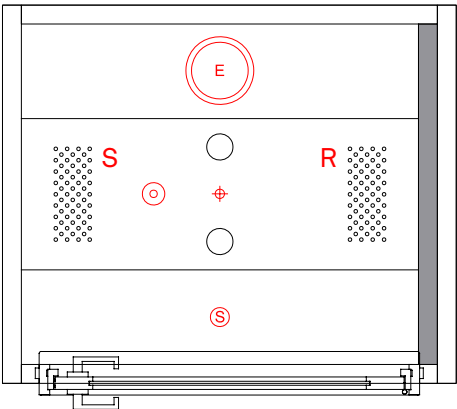
# Specifications

## Interior & Ceiling Services



- Details
- Acoustic wall tile

### Interior



- Standard Services
- Semi trimless, recessed down light.
  - Motion sensor
  - Flush mount sprinkler with cover plate
  - Ventilation fan assembly
  - Supply air diffuser
  - Return air diffuser
- Optional Services
- Smoke detector
  - EWIS speaker

### Ceiling Services

All measurements are in millimeters and inches.

All intellectual property rights and copyrights are reserved. Nothing contained in this brochure may be reproduced without written permission. Schiavello Group Pty Ltd reserves the right to change any or all details without prior notice. All dimensions stated within this document are nominal and/or approximate only and subject to variation. SCH/SPSFQRPH-B