

# Elevate



Elevation of the workspace.

Through precise detailing and a slimline silhouette, Elevate embeds height adjustment into the architecture of the collection itself. Functional elements remain discreet and integrated, resulting in a considered workspace that is lighter, cleaner and elevated from every angle.

**schiaavello**

# Knowledge-led innovation

Schiavello's future-focused design philosophy is founded on extensive research conducted by our Schiavello Design Studio and People and Culture Consulting teams.

Led by strategic insight into how businesses and employees function, these products help achieve goals and solve problems within the workspace furniture industry.

## Contents

Introducing Elevate	4 — 5
Elevate your workspace	10 — 11
Size options	12 — 13
Elevated extras	14 — 15
Specifications	16 — 17
Workplace application	22 — 23
ColourLab	24 — 25

# Introducing Elevate





Elevate

06 — 07

With a focus on clarity and proportion, Elevate integrates height adjustment into a sleek, understated design.







# Elevate your workspace

Presenting a refined height-adjustable desk and meeting table, with an elegant slender frame, sophisticated cable management and premium materiality. Optional height-adjustable controls can be integrated within both the worktop surface and the front of the table, while an optional worktop waterfall edge adds further refinement.

friday  
x email documents  
x edits to Sarah  
x state comps

other notes  
x insights  
x analytics  
x project audit

projects  
x project submission  
x website update  
x trend forecast  
x product concepts



Elevate

# Desk & Meeting Table Collection

The collection includes a number of standard sizes readily available, while custom variations are available upon request.

A. Desk



1200mm

B. Desk



1500mm

C. Desk



1800mm



Back to Back

D. Meeting Table



3000mm

Elevate

# Elevate further with optional extras



The **waterfall edge** introduces a smooth, continuous curve to the front edge—providing not only a softer visual form but also gentle in touch, for added comfort. While a standard square edge delivers a crisp linear expression, together, both provide a distinct yet equally resolved detail.



A **charging puck** is seamlessly integrated into the work surface, providing convenient wireless charging to keep devices powered through the day. It supports a cleaner workspace by reducing cables while maintaining the desks refined, functional aesthetic.



The height-adjustable **touch panel** sits neatly within the work surface. Compact and sleek in form, it offers intuitive control, providing easy access without disrupting the desks clean aesthetic. A simple **two-button control** positioned at the front of the desk is a standard inclusion.



A **cable gate** is seamlessly integrated into the desk to support tidy and efficient cable management. Featuring a magnetic fixing for easy access, it opens to reveal a concealed docking tray that keeps power and data connections organised and within reach.

This considered detail helps maintain a clean work surface while allowing technology to be connected and reconfigured with ease.



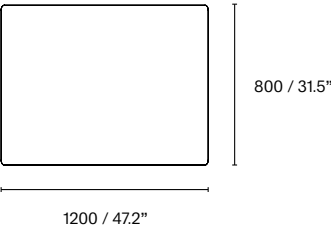


# Specifications

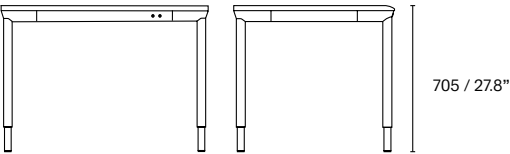
# Specifications

Desk 1200

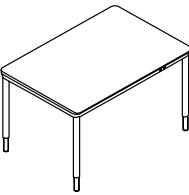
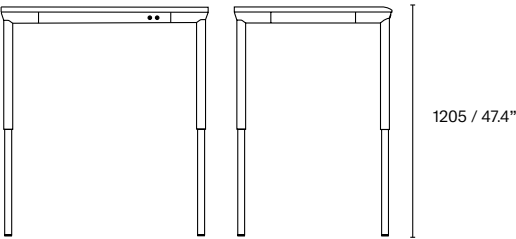
1200mm (L) x 800mm (W) x 705mm - 1205mm (H)  
47.2" (L) x 31.5" (W) x 27.8" - 47.4" (H)  
Including 25mm / 1" worktop



Seated

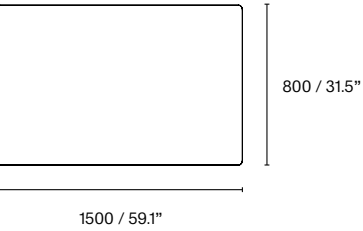


Standing

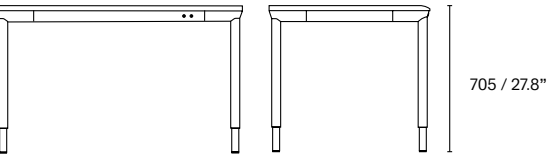


Desk 1500

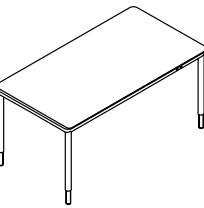
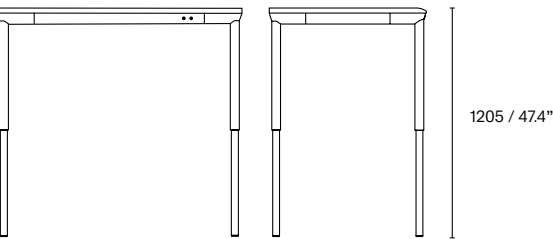
1500mm (L) x 800mm (W) x 705mm - 1205mm (H)  
59.1" (L) x 31.5" (W) x 27.8" - 47.4" (H)  
Including 25mm / 1" worktop



Seated

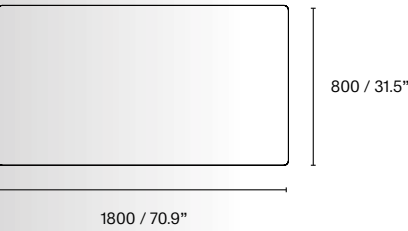


Standing

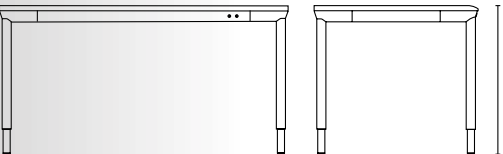


Desk 1800

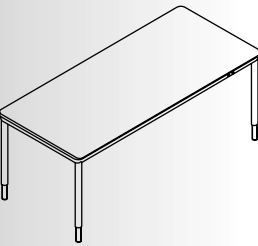
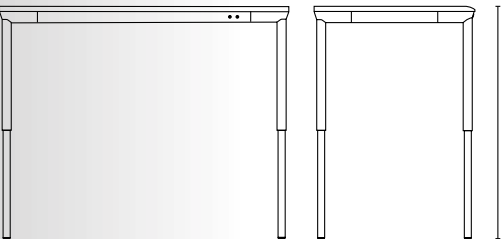
1800mm (L) x 800mm (W) x 705mm - 1205mm (H)  
70.9" (L) x 31.5" (W) x 27.8" - 47.4" (H)  
Including 25mm / 1" worktop



Seated



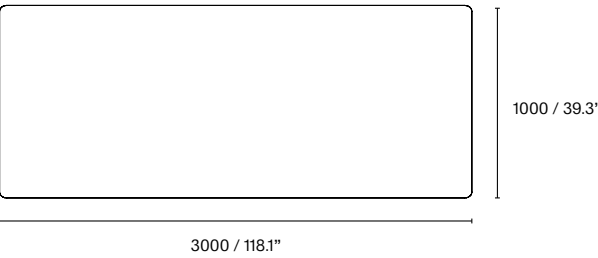
Standing



Height Range  
Excluding Worktop: 680mm - 1180mm / 26.8" - 46.5"  
18mm Worktop: 698mm - 1198mm / 27.5" - 47.2"  
25mm Worktop: 705mm - 1205mm / 27.8" - 47.4"

Meeting Table 3000

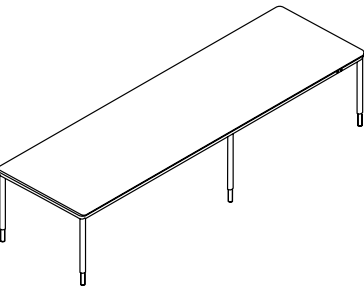

3000mm (L) x 1000mm (W) x 705mm - 1205mm (H)  
118.1" (L) x 39.3" (W) x 27.8" - 47.4" (H)  
Including 25mm / 1" worktop



Seated



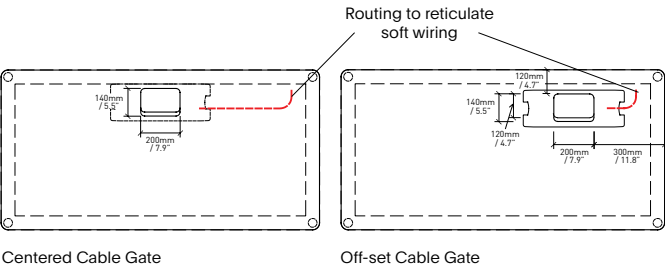
Standing



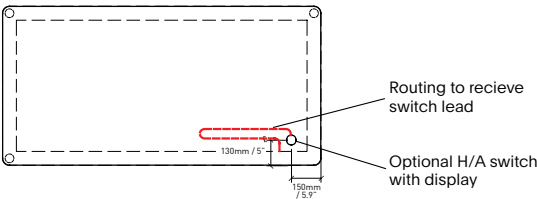


# Optional Extras Desk

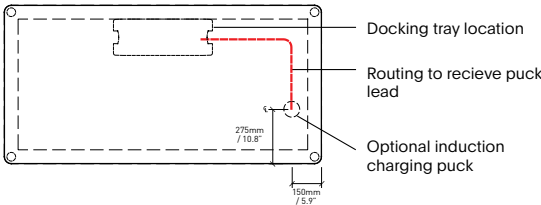
**Cable Gate**  
Optional timber cable gate with magnetic fixing and docking tray.



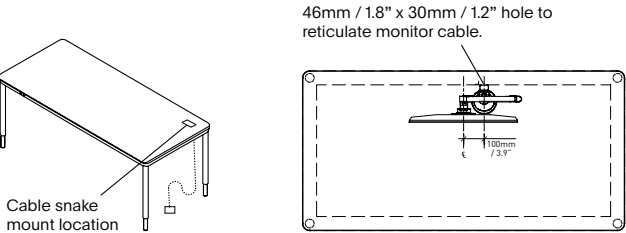
**Height Adjust Control in Worktop**



**On Desk Charging**



**Cable Reticulation**

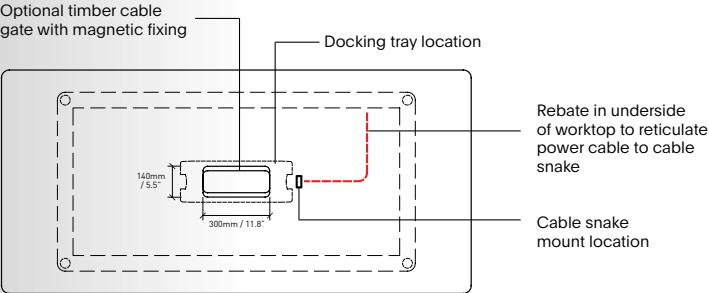


**Waterfall Edge - Available on 25mm Worktop Only**

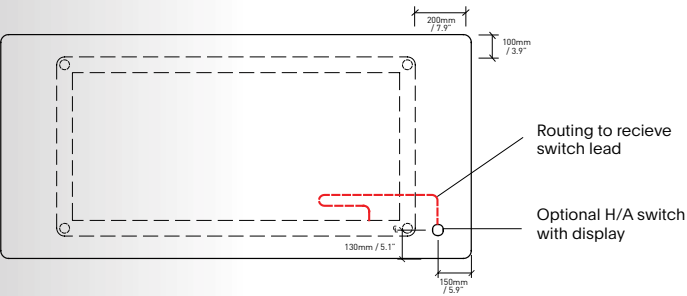


# Optional Extras Meeting Table

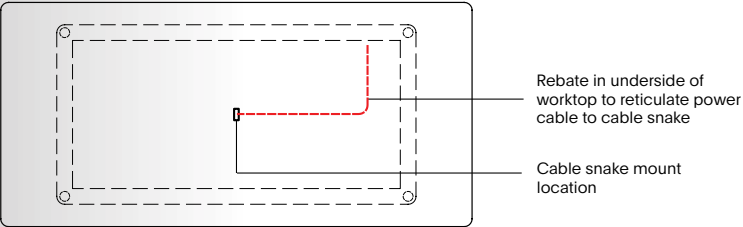
**Cable Gate**  
Includes integrated cable gate with magnetic fixing, docking tray and cable snake.



**Height adjust control in worktop**  
Includes cantilevered ends and worktop mounted switch.



**Cable Reticulation**  
Includes cantilevered ends and OE electrics 'Cable Snake-Cube 2D kit

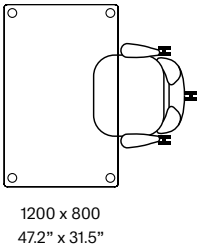


All measurements are in millimeters and inches.

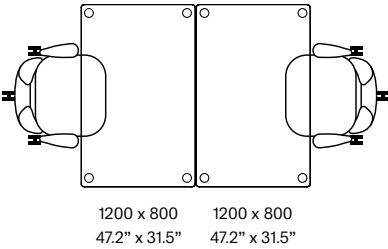
All intellectual property rights and copyrights are reserved. Nothing contained in this document may be reproduced without written permission. Schiavello Group Pty Ltd reserves the right to change any or all details without prior notice. All dimensions stated within this document are nominal and/or approximate only and subject to variation. SCH/SPSELE01-A

# Workplace Application

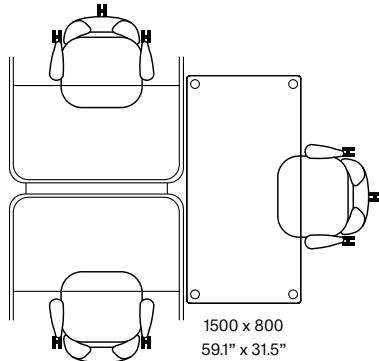
Single Desk



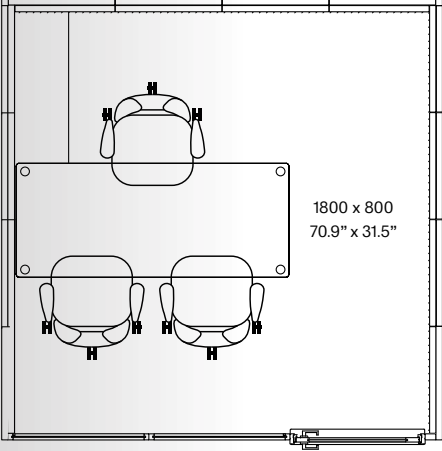
Single Desk x2



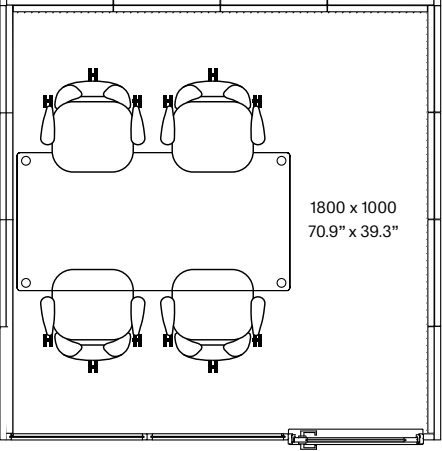
Single Desk / Focus Booth



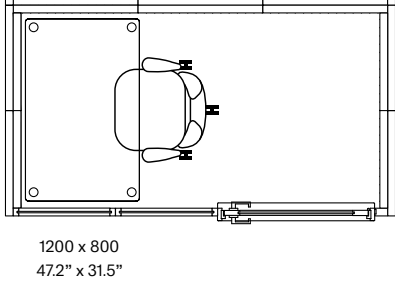
Focus Quiet Meeting Room / Executive Office



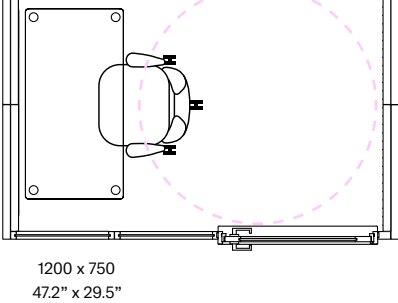
Focus Quiet Meeting Room



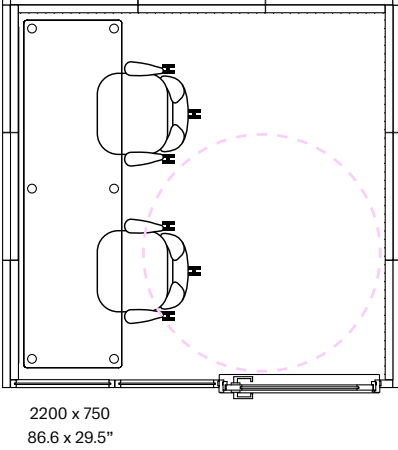
Focus Quiet Work Room



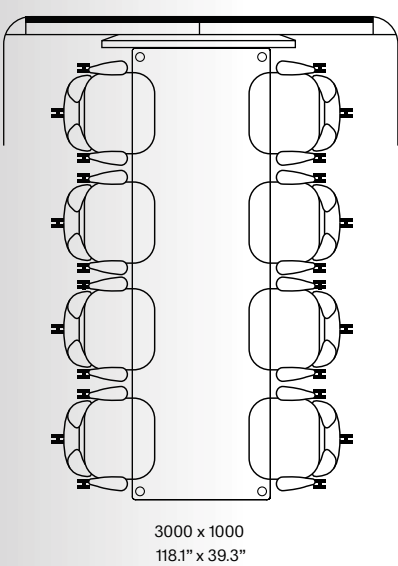
Focus Quiet Gather Room\*



Focus Quiet Gather Room Plus\*



Focus Booth - Media Wall



\*Note: 800 depth also viable, however does not provide DDA circulation.




# ColourLab

Curated by Giulio Ridolfo and developed by Schiavello, Colourlab brings a considered and cohesive palette of finishes suited to the needs of working and living environments. The palette beautifully balances colour, texture and layering across a variety of materials.

To review complete list of Elevate Desk & Meeting Table finishes please [click here](#).

## ColourLab materials and finishes

1. Timber Natural
2. Leather
3. Fabric
4. Timber Paint
5. Metal Powder Coat
6. Laminate
7. Timber Wash







[schiavellofurniture.com/products/elevate](https://www.schiavellofurniture.com/products/elevate)

# Ecology and sustainability

Schiavello's most important commitment to sustainability is the company-wide Environmental Management System under ISO 14001. The environmental design principles realised means we design for the environment, focusing on efficient energy use and minimum emissions, longevity and durability, re-use and recycling of our products.

Our principles of ME WE (Materials, Energy, Waste Emissions) give us a simple way to think about how our operations impact the environment.

Printed on an Australian made paper stock that is PEFC Certified and made from elemental chlorine-free bleached pulp sourced from sustainably managed forests and non-controversial sources. It is manufactured by an ISO 14001 certified mill using renewable energy sources.



# About Schiavello

Schiavello is a multi-disciplinary company dedicated to developing intelligent, inspiring, ecological and resilient solutions for the office, the home and public spaces.

Schiavello's concepts and products are developed in Australia by applying a design process that brings together the company's core design principles and engineering with the creativity of local and international designers.

The Schiavello head office and world-class manufacturing facilities are integral to our continually developing rich tapestry of knowledge. This knowledge ultimately assists us in informing the right solutions and tools for each organisation's needs and people, allowing us to consistently achieve our philosophy that 'Anything is possible'.

To find a Schiavello showroom or partner in your area, please visit [schiavellofurniture.com](https://www.schiavellofurniture.com)

All intellectual property rights and copyrights are reserved. Nothing contained in this brochure may be reproduced without written permission. Schiavello Group Pty Ltd reserves the right to change any or all details without prior notice.

All dimensions stated within this document are nominal and/or approximate only and subject to variation.

SCH/C62D-B