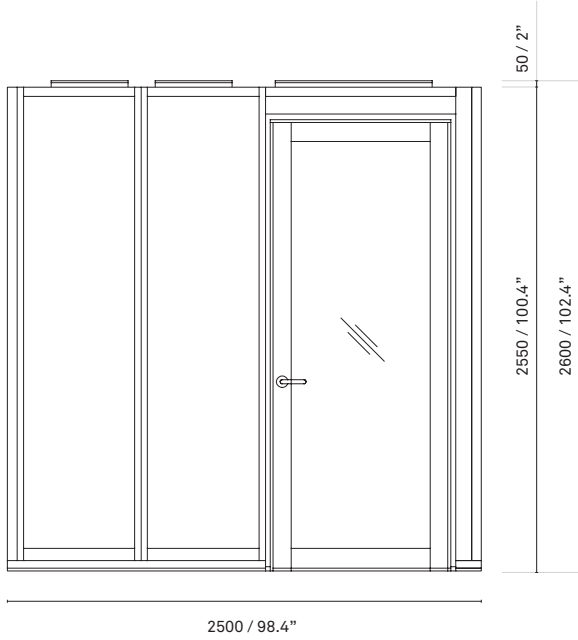


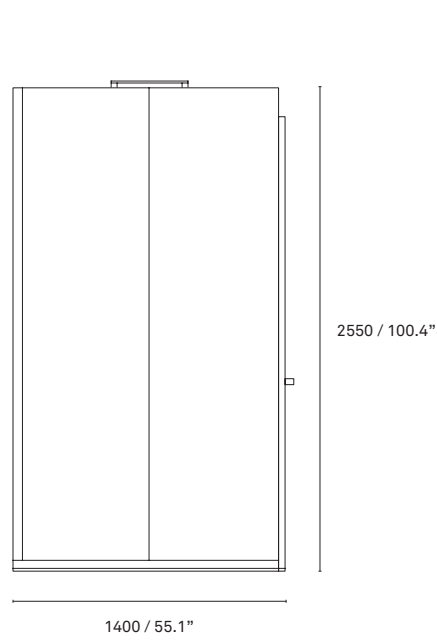
Internal:
2300W x 1250D x 2400Hmm
90.6" W x 49.2" D x 94.5" H

External:
2500W x 1400D x 2600Hmm
98.4" W x 55.1" D x 102.4" H

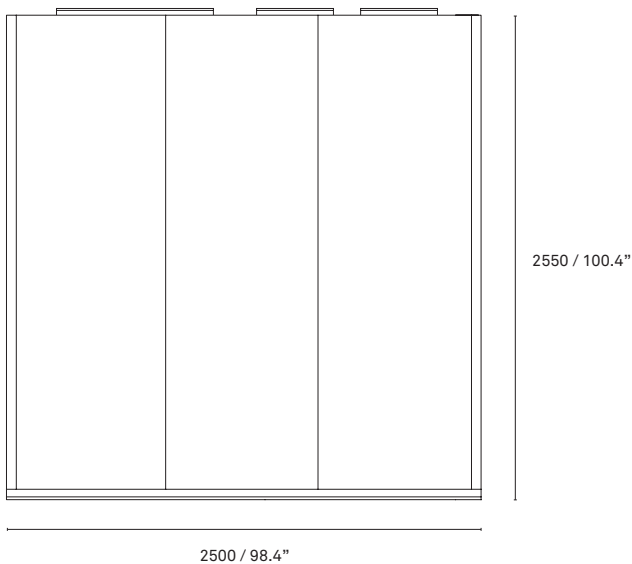
Overall height: 2600mm / 102.4"
- Room height: 2550mm / 100.4"
- Air Grille Cover height: 50mm / 2"



Front (Centre Door)



Side



Back with acoustic paneling

Rear wall available in:
3 x solid panels

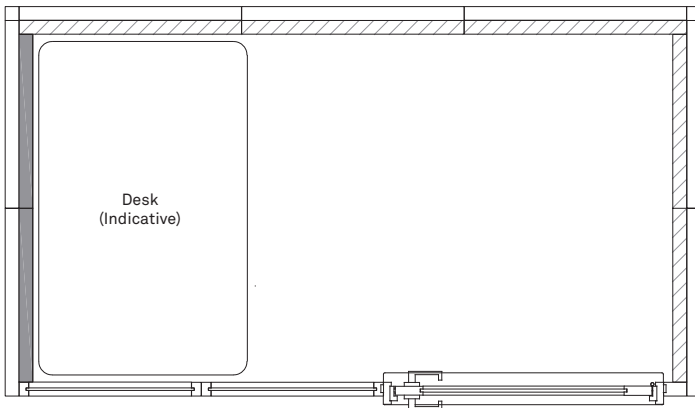
Front wall available in:
Glass door and 2 x glazed panels

All measurements are in millimeters and inches.



All intellectual property rights and copyrights are reserved. Nothing contained in this brochure may be reproduced without written permission. Schiavello Group Pty Ltd reserves the right to change any or all details without prior notice. All dimensions stated within this document are nominal and/or approximate only and subject to variation. SCH/SPSFQRWO-B

Specifications

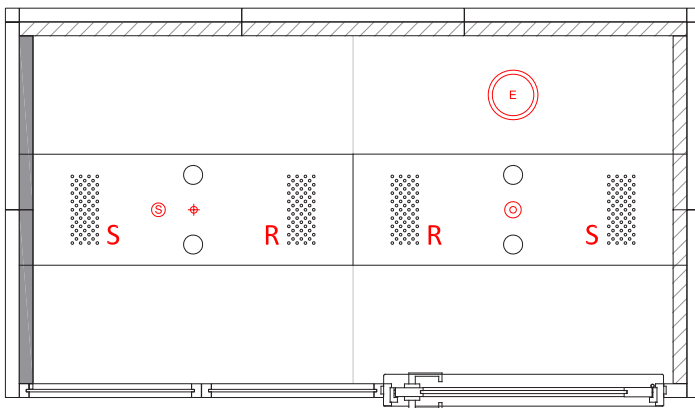
Interior & Ceiling Services









Details

-  Acoustic wall tile
-  Additional wall tile (optional)



Interior



Standard Services

-  Semi trimless, recessed down light.
-  Motion sensor
-  Flush mount sprinkler with cover plate
-  Ventilation fan assembly
-  Supply air diffuser
-  Return air diffuser

Optional Services

-  Smoke detector
-  EWIS speaker

Ceiling Services

All measurements are in millimeters and inches.

All intellectual property rights and copyrights are reserved. Nothing contained in this brochure may be reproduced without written permission. Schiavello Group Pty Ltd reserves the right to change any or all details without prior notice. All dimensions stated within this document are nominal and/or approximate only and subject to variation. SCH/SPSFQRW0-B