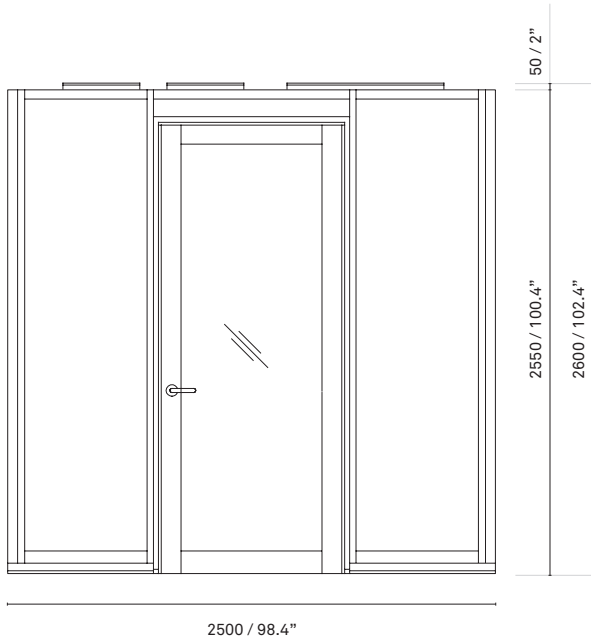


Internal:
2300W x 1550D x 2400Hmm
90.6" W x 61" D x 94.5" H

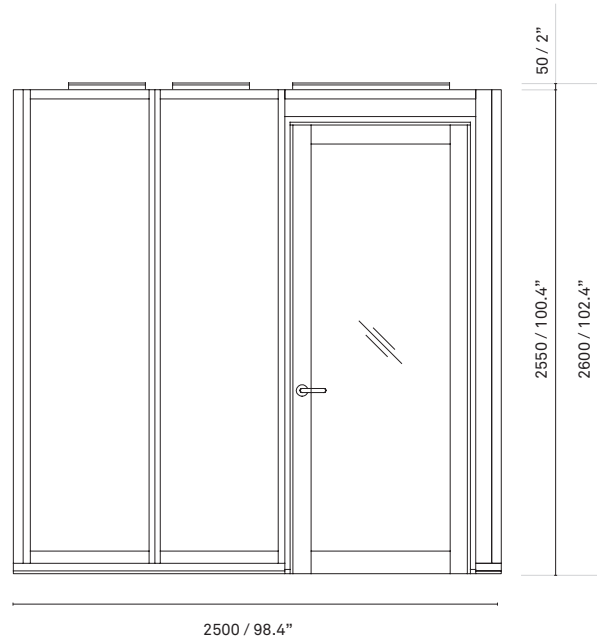
Specifications

External:
2500W x 1700D x 2600Hmm
98.4" W x 66.9" D x 102.4" H

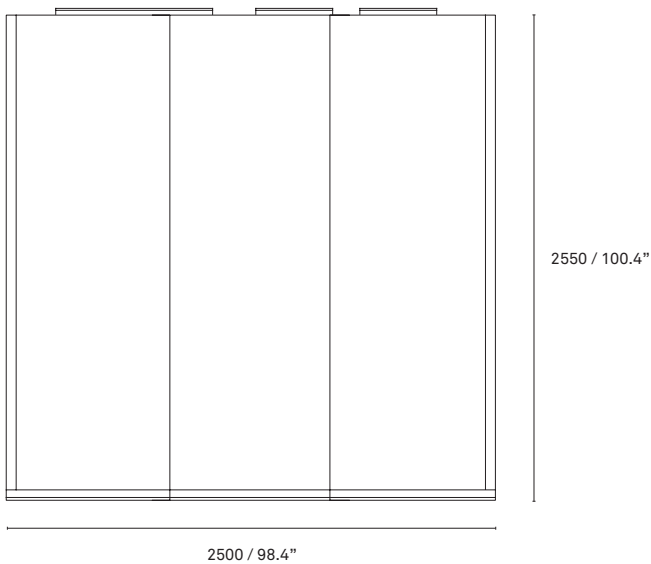
Overall height: 2600mm / 102.4"
- Room height: 2550mm / 100.4"
- Air Grille Cover height: 50mm / 2"



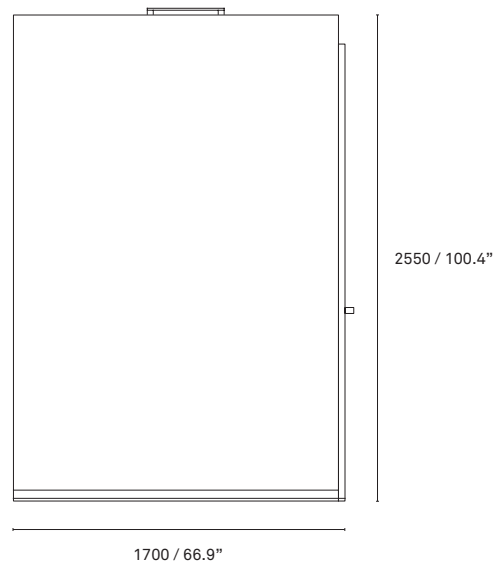
Front (Centre Door)



Front (Offset Door)



Back with acoustic paneling



Side

Rear wall available in:
3 x solid panels

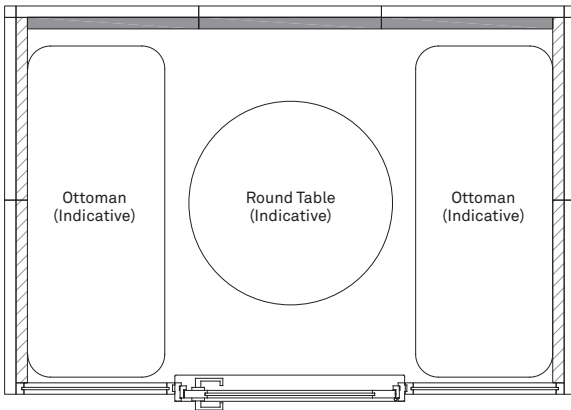
Front wall available in:
Glass door and 2 x glazed panels

All measurements are in millimeters and inches.



All intellectual property rights and copyrights are reserved. Nothing contained in this brochure may be reproduced without written permission. Schiavello Group Pty Ltd reserves the right to change any or all details without prior notice. All dimensions stated within this document are nominal and/or approximate only and subject to variation. SCH/SPSFQRGA-B

Specifications

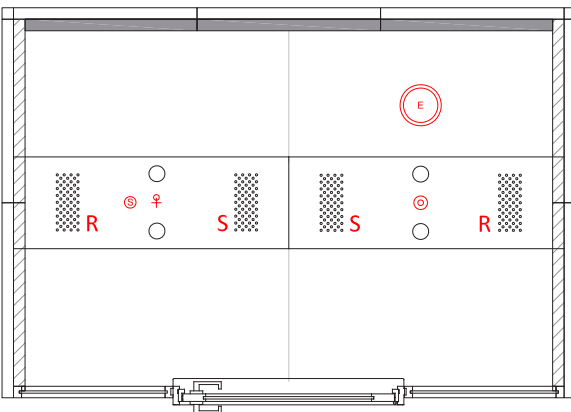
Interior & Ceiling Services









Details

-  Acoustic wall tile
-  Additional wall tile (optional)



Interior (Center Door)



Standard Services

-  Semi trimless, recessed down light.
-  Motion sensor
-  Flush mount sprinkler with cover plate
-  Ventilation fan assembly
-  Supply air diffuser
-  Return air diffuser

Optional Services

-  Smoke detector
-  EWIS speaker

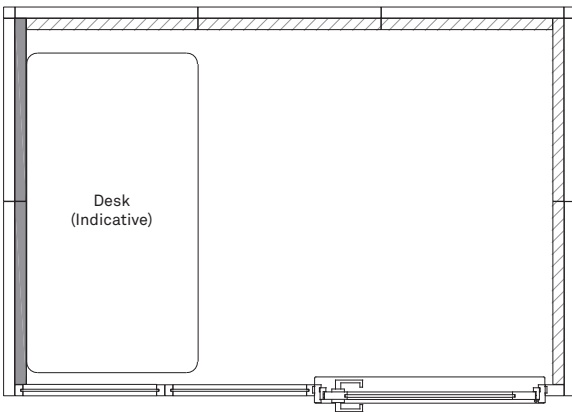
Ceiling Services (Center Door)

All measurements are in millimeters and inches.



All intellectual property rights and copyrights are reserved. Nothing contained in this brochure may be reproduced without written permission. Schiavello Group Pty Ltd reserves the right to change any or all details without prior notice. All dimensions stated within this document are nominal and/or approximate only and subject to variation. SCH/SPSFQRGA-B

Specifications

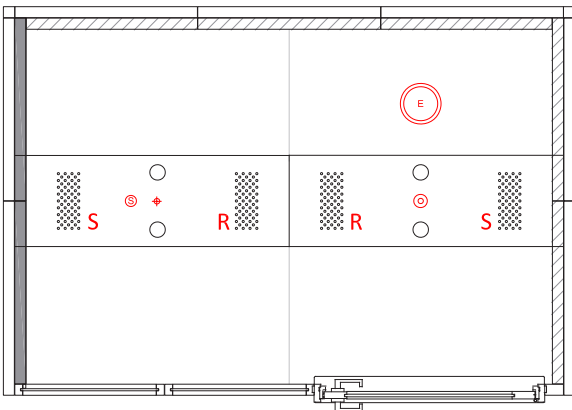
Interior & Ceiling Services







Details

-  Acoustic wall tile
-  Additional wall tile (optional)



Interior (Offset Door)



Standard Services

-  Semi trimless, recessed down light.
-  Motion sensor
-  Flush mount sprinkler with cover plate
-  Ventilation fan assembly
- S** Supply air diffuser
- R** Return air diffuser

Optional Services

-  Smoke detector
-  EWIS speaker

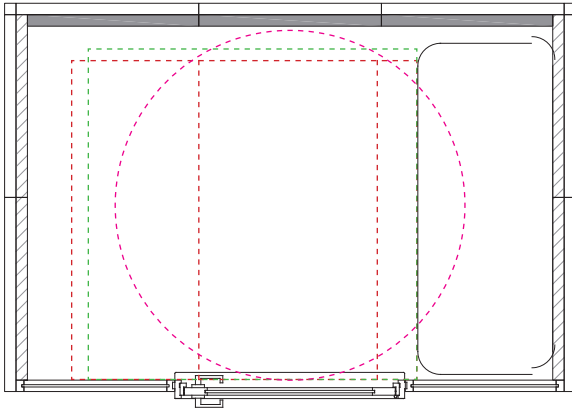
Ceiling Services (Offset Door)

All measurements are in millimeters and inches.

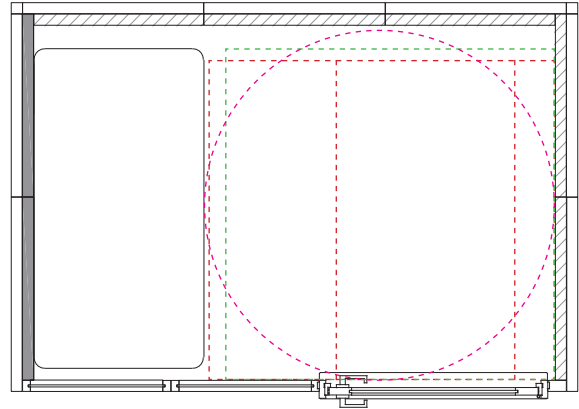
All intellectual property rights and copyrights are reserved. Nothing contained in this brochure may be reproduced without written permission. Schiavello Group Pty Ltd reserves the right to change any or all details without prior notice. All dimensions stated within this document are nominal and/or approximate only and subject to variation. SCH/SPSFQRGA-B

Specifications

Accessible Circulation

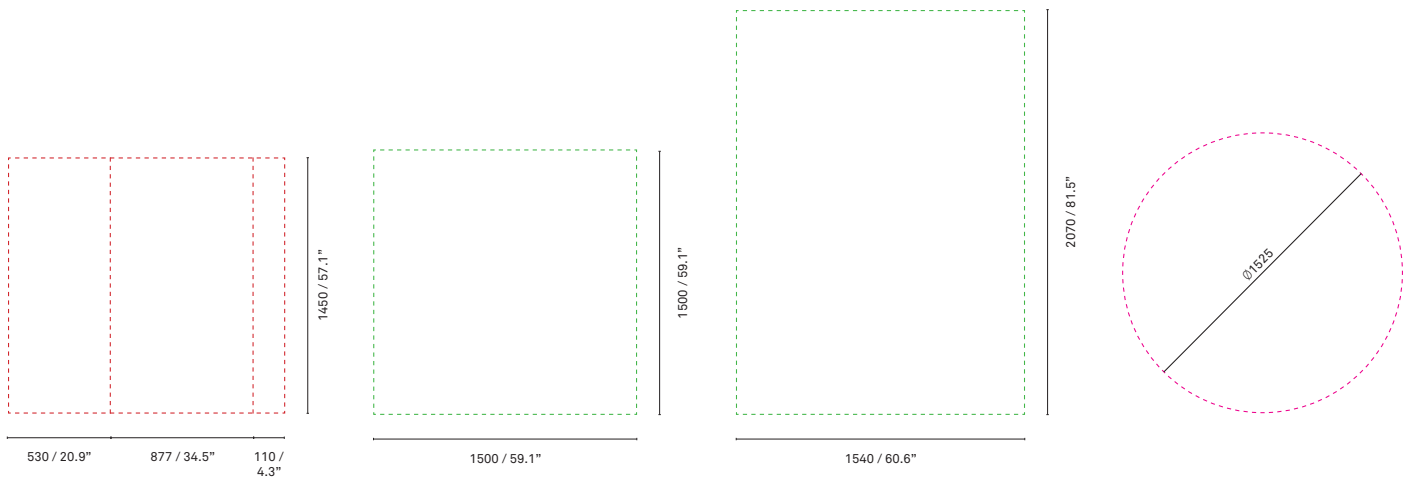


Internal (Centre Door)



Internal (Offset Door)

90° Turning Circle



Accessible Circulation Diagrams

All measurements are in millimeters and inches.

All intellectual property rights and copyrights are reserved. Nothing contained in this brochure may be reproduced without written permission. Schiavello Group Pty Ltd reserves the right to change any or all details without prior notice. All dimensions stated within this document are nominal and/or approximate only and subject to variation. SCH/SPSFQRGA-B