

Venom OG

METRC Batch: 1A406030003176B000000039
METRC Sample: 1A406030002F24D000000374
Sample ID: 2202ENC1559_5659
Strain: Venom OG

Matrix: Concentrates & Extracts
Type: Live Resin
Batch#: GGOVO220128016

Collected: 02/22/2022
Received: 02/22/2022
Completed: 02/28/2022
Sample Size: 8 units; Batch: 969 units

Distributor
Getgo

Lic. # C11-0001328-LIC
15927 Arminta St,
Van Nuys, CA, 91406

Producer
Getgo

Lic. # CDPH-10004660
15927 Arminta St, Van Nuys, CA 91406



Summary

Test	Date Tested	Instr. Method	Result
Batch			Pass
Cannabinoids	02/23/2022	LC-DAD	Pass
Pesticides	02/23/2022	LC-MS	Pass
Mycotoxins	02/23/2022	LC-MS	Pass
Residual Solvents	02/23/2022	HS-GC-MS	Pass
Microbial Impurities	02/24/2022	qPCR	Pass
Heavy Metals	02/24/2022	ICP-MS	Pass
Foreign Matter	02/23/2022	Visual Inspection	Pass
Terpenes	02/28/2022	GC-MS	Complete

Cannabinoids

Method: SOP EL-CANNABINOIDS

72.845 %

Total THC

0.274 %

Total CBD

78.128 %

Total Cannabinoids

Analytes	LOD	LOQ	Result	Result	Result
	mg/g	mg/g	%	mg/g	mg/unit
THCa	0.231	0.700	1.217	12.17	12.17
Δ9-THC	0.247	0.749	71.778	717.78	717.78
Δ8-THC	0.273	0.828	ND	ND	ND
THCVa	0.266	0.807	0.088	0.88	0.88
THCV	0.276	0.835	0.825	8.25	8.25
CBDa	0.242	0.734	0.093	0.93	0.93
CBD	0.233	0.707	0.193	1.93	1.93
CBN	0.220	0.666	0.674	6.74	6.74
CBGa	0.263	0.797	0.407	4.07	4.07
CBG	0.242	0.735	1.988	19.88	19.88
CBCa	0.214	0.649	0.274	2.74	2.74
CBC	0.252	0.763	0.848	8.48	8.48
Total THC			72.845	728.45	728.449
Total CBD			0.274	2.74	2.745
Total Cannabinoids			78.128	781.28	781.284

1 Unit = 1g;

Total THC = THCa * 0.877 + Δ9-THC; Total CBD = CBDa * 0.877 + CBD; Total Cannabinoids = (cannabinoid acid form * 0.877) + cannabinoid; LOQ = Limit of Quantitation; LOD = Limit of Detection; NT = Not Tested; ND = Not Detected. The reported result is based on a sample weight with the applicable moisture content for that sample. Foreign Material Method: SOP EL-FOREIGN; Moisture and Water Activity Method: SOP EL-WATER



Evelyn Alvarez
Evelyn Alvarez
QA Director | 02/28/2022



Venom OG

METRC Batch: 1A406030003176B000000039
METRC Sample: 1A406030002F24D000000374
Sample ID: 2202ENC1559_5659
Strain: Venom OG

Matrix: Concentrates & Extracts
Type: Live Resin
Batch#: GGOVO220128016

Collected: 02/22/2022
Received: 02/22/2022
Completed: 02/28/2022
Sample Size: 8 units; Batch: 969 units

Distributor
Getgo

Producer
Getgo
Lic. # CDPH-10004660
15927 Arminta St, Van Nuys, CA 91406

Pesticides

Method: EL-PESTMYCOLCMS

Analytes	LOD	LOQ	Limit	Result	Status	Analytes	LOD	LOQ	Limit	Result	Status
	µg/g	µg/g	µg/g	µg/g			µg/g	µg/g	µg/g	µg/g	
Abamectin	0.005	0.02	0.10	ND	Pass	Fludioxonil	0.01	0.05	0.10	ND	Pass
Acephate	0.002	0.01	0.10	ND	Pass	Hexythiazox	0.005	0.02	0.10	ND	Pass
Acequinocyl	0.01	0.02	0.10	ND	Pass	Imazalil	0.05	0.1	0.05	ND	Pass
Acetamiprid	0.005	0.02	0.10	ND	Pass	Imidacloprid	0.005	0.02	5.00	ND	Pass
Aldicarb	0.05	0.1	0.05	ND	Pass	Kresoxim Methyl	0.005	0.02	0.10	ND	Pass
Azoxystrobin	0.005	0.02	0.10	ND	Pass	Malathion	0.02	0.05	0.50	ND	Pass
Bifenazate	0.005	0.01	0.10	ND	Pass	Metalaxyl	0.002	0.005	2.00	ND	Pass
Bifenthrin	0.02	0.05	3.00	ND	Pass	Methiocarb	0.05	0.1	0.05	ND	Pass
Boscalid	0.02	0.05	0.10	ND	Pass	Methomyl	0.01	0.02	1.00	ND	Pass
Captan	0.2	0.3	0.70	ND	Pass	Parathion Methyl	0.02	0.05	0.05	ND	Pass
Carbaryl	0.02	0.05	0.50	ND	Pass	Mevinphos	0.02	0.05	0.02	ND	Pass
Carbofuran	0.05	0.1	0.05	ND	Pass	Myclobutanil	0.005	0.01	0.10	ND	Pass
Chlorantraniliprole	0.002	0.01	10.00	ND	Pass	Naled	0.01	0.02	0.10	ND	Pass
Chlordane	0.05	0.1	0.05	ND	Pass	Oxamyl	0.005	0.01	0.50	ND	Pass
Chlorfenapyr	0.05	0.1	0.05	ND	Pass	Paclobutrazol	0.05	0.1	0.05	ND	Pass
Chlorpyrifos	0.05	0.1	0.05	ND	Pass	PCNB	0.02	0.05	0.10	ND	Pass
Clofentezine	0.01	0.02	0.10	ND	Pass	Permethrin	0.02	0.05	0.50	ND	Pass
Coumaphos	0.02	0.05	0.02	ND	Pass	Phosmet	0.01	0.02	0.10	ND	Pass
Cyfluthrin	0.05	0.1	2.00	ND	Pass	Piperonyl Butoxide	0.02	0.05	3.00	<LOQ	Pass
Cypermethrin	0.1	0.2	1.00	ND	Pass	Prallethrin	0.005	0.02	0.10	ND	Pass
Daminozide	0.02	0.05	0.02	ND	Pass	Propiconazole	0.005	0.01	0.10	ND	Pass
Diazinon	0.002	0.01	0.10	ND	Pass	Propoxure	0.05	0.1	0.05	ND	Pass
Dichlorvos	0.02	0.05	0.02	ND	Pass	Pyrethrins	0.02	0.05	0.50	ND	Pass
Dimethoate	0.02	0.05	0.02	ND	Pass	Pyridaben	0.005	0.01	0.10	ND	Pass
Dimethomorph	0.005	0.02	2.00	ND	Pass	Spinetoram	0.005	0.01	0.10	ND	Pass
Ethoprophos	0.05	0.1	0.05	ND	Pass	Spinosad	0.005	0.01	0.10	ND	Pass
Etofenprox	0.05	0.1	0.05	ND	Pass	Spiromesifen	0.01	0.02	0.10	ND	Pass
Etoazole	0.005	0.02	0.10	ND	Pass	Spirotetramat	0.005	0.01	0.10	ND	Pass
Fenhexamid	0.005	0.02	0.10	ND	Pass	Spiroxamine	0.05	0.1	0.05	ND	Pass
Fenoxycarb	0.05	0.1	0.05	ND	Pass	Tebuconazole	0.005	0.01	0.10	ND	Pass
Fenpyroximate	0.005	0.02	0.10	ND	Pass	Thiacloprid	0.02	0.05	0.02	ND	Pass
Fipronil	0.05	0.1	0.05	ND	Pass	Thiamethoxam	0.005	0.01	5.00	ND	Pass
Flonicamid	0.01	0.02	0.10	ND	Pass	Trifloxystrobin	0.005	0.01	0.10	ND	Pass

Date Tested: 02/23/2022

LOQ = Limit of Quantitation; LOD = Limit of Detection; NT = Not Tested; ND = Not Detected.



Evelyn Alvarez
Evelyn Alvarez
QA Director | 02/28/2022



Venom OG

METRC Batch: 1A406030003176B000000039
METRC Sample: 1A406030002F24D000000374
Sample ID: 2202ENC1559_5659
Strain: Venom OG

Matrix: Concentrates & Extracts
Type: Live Resin
Batch#: GGOVO220128016

Collected: 02/22/2022
Received: 02/22/2022
Completed: 02/28/2022
Sample Size: 8 units; Batch: 969 units

Distributor
Getgo

Lic. # C11-0001328-LIC
15927 Arminta St,
Van Nuys, CA, 91406

Producer
Getgo

Lic. # CDPH-10004660
15927 Arminta St, Van Nuys, CA 91406

Mycotoxins

Method: EL-PESTMYCOLCMS

Analytes	LOD	LOQ	Limit	Result	Status
	µg/kg	µg/kg	µg/kg	µg/kg	
Aflatoxin B1	2.00	4.00		ND	Tested
Aflatoxin B2	2.00	4.00		ND	Tested
Aflatoxin G1	2.00	4.00		ND	Tested
Aflatoxin G2	2.00	4.00		ND	Tested
Ochratoxin A	1.00	2.00	20.00	ND	Pass
Total Aflatoxins			20.00	ND	Pass

Date Tested: 02/23/2022

LOQ = Limit of Quantitation; LOD = Limit of Detection; NT = Not Tested; ND = Not Detected.

Residual Solvents

Method: EL-RES_SOLVENTS

Analytes	LOD	LOQ	Limit	Result	Status
	µg/g	µg/g	µg/g	µg/g	
Acetone	5.50	16.68	5000	<LOQ	Pass
Acetonitrile	4.56	13.82	410	ND	Pass
Benzene	0.09	0.28	1	ND	Pass
Butane	3.33	10.00	5000	<LOQ	Pass
Chloroform	0.10	0.29	1	ND	Pass
Ethanol	3.33	10.00	5000	<LOQ	Pass
Ethyl-Acetate	3.33	10.00	5000	<LOQ	Pass
Ethyl-Ether	3.33	10.00	5000	ND	Pass
Ethylene Oxide	0.08	0.24	1	ND	Pass
Heptane	3.33	10.00	5000	ND	Pass
n-Hexane	3.33	10.00	290	ND	Pass
Isopropanol	3.33	10.00	5000	17.90	Pass
Methanol	8.85	26.80	3000	ND	Pass
Methylene-Chloride	0.10	0.31	1	ND	Pass
1,2-Dichloro-Ethane	0.10	0.29	1	ND	Pass
Pentane	3.33	10.00	5000	ND	Pass
Propane	3.33	10.00	5000	ND	Pass
Toluene	3.33	10.00	890	ND	Pass
Xylenes	6.66	20.00	2170	ND	Pass
Trichloroethene	0.10	0.29	1	ND	Pass

Date Tested: 02/23/2022

LOQ = Limit of Quantitation; LOD = Limit of Detection; NT = Not Tested; ND = Not Detected.



Evelyn Alvarez
Evelyn Alvarez
QA Director | 02/28/2022



Venom OG

METRC Batch: 1A406030003176B000000039
METRC Sample: 1A406030002F24D000000374
Sample ID: 2202ENC1559_5659
Strain: Venom OG

Matrix: Concentrates & Extracts
Type: Live Resin
Batch#: GGOVO220128016

Collected: 02/22/2022
Received: 02/22/2022
Completed: 02/28/2022
Sample Size: 8 units; Batch: 969 units

Distributor
Getgo
Lic. # C11-0001328-LIC
15927 Arminta St,
Van Nuys, CA, 91406

Producer
Getgo
Lic. # CDPH-10004660
15927 Arminta St, Van Nuys, CA 91406

Microbial Impurities

Method: SOP EL-MICROBIALS

Analytes	Result	Status
Aspergillus flavus	Not Detected in 1g	Pass
Aspergillus fumigatus	Not Detected in 1g	Pass
Aspergillus niger	Not Detected in 1g	Pass
Aspergillus terreus	Not Detected in 1g	Pass
Shiga toxin-producing Escherichia coli	Not Detected in 1g	Pass
Salmonella spp	Not Detected in 1g	Pass

Date Tested: 02/24/2022

Heavy Metals

Method: SOP EL-HEAVYMETALS

Analytes	LOD	LOQ	Limit	Result	Status
	µg/g	µg/g	µg/g	µg/g	
Arsenic	0.012	0.036	0.200	ND	Pass
Cadmium	0.015	0.044	0.200	ND	Pass
Lead	0.055	0.167	0.500	ND	Pass
Mercury	0.005	0.015	0.100	ND	Pass

Date Tested: 02/24/2022

LOQ = Limit of Quantitation; LOD = Limit of Detection; NT = Not Tested; ND = Not Detected.



Evelyn Alvarez
Evelyn Alvarez
QA Director | 02/28/2022



Venom OG

METRC Batch: 1A406030003176B000000039
METRC Sample: 1A406030002F24D000000374
Sample ID: 2202ENC1559_5659
Strain: Venom OG

Matrix: Concentrates & Extracts
Type: Live Resin
Batch#: GGOVO220128016

Collected: 02/22/2022
Received: 02/22/2022
Completed: 02/28/2022
Sample Size: 8 units; Batch: 969 units

Distributor
Getgo

Lic. # C11-0001328-LIC
15927 Arminta St,
Van Nuys, CA, 91406

Producer
Getgo

Lic. # CDPH-10004660
15927 Arminta St, Van Nuys, CA 91406

Terpenes






Method: EL-TERPENES

Analytes	LOD	LOQ	Result	Result
	mg/g	mg/g	%	mg/g
β-Myrcene	0.086	0.369	3.368	33.68
β-Caryophyllene	0.093	0.369	0.932	9.32
δ-Limonene	0.045	0.369	0.896	8.96
α-Pinene	0.054	0.369	0.530	5.30
Linalool	0.057	0.369	0.302	3.02
α-Humulene	0.036	0.369	0.290	2.90
Fenchol	0.051	0.369	0.203	2.03
β-Pinene	0.050	0.369	0.193	1.93
α-Bisabolol	0.112	0.369	0.094	0.94
Caryophyllene Oxide	0.110	0.369	0.071	0.71
Terpinolene	0.080	0.369	0.049	0.49
Borneol	0.081	0.369	0.048	0.48
Camphene	0.032	0.369	<LOQ	<LOQ
Fenchone	0.059	0.369	<LOQ	<LOQ
α-Phellandrene	0.064	0.369	ND	ND
δ-3-Carene	0.044	0.369	ND	ND
α-Terpinene	0.066	0.369	ND	ND
p-Cymene	0.034	0.369	ND	ND
Eucalyptol	0.062	0.369	ND	ND
Ocimene	0.093	0.369	ND	ND
γ-Terpinene	0.066	0.369	ND	ND
Camphor	0.066	0.554	ND	ND
Valencene	0.095	0.369	ND	ND
cis-Nerolidol	0.092	0.369	ND	ND
trans-Nerolidol	0.120	0.369	ND	ND
Guaiol	0.108	0.369	ND	ND
Sabinene	0.036	0.369	ND	ND
Sabinene Hydrate	0.070	0.369	ND	ND
Isopulegol	0.113	0.738	ND	ND
Isoborneol	0.032	0.369	ND	ND
Menthol	0.113	0.369	ND	ND
Nerol	0.077	1.845	ND	ND
Pulegone	0.076	0.369	ND	ND
Geraniol	0.106	1.845	ND	ND
Geranyl Acetate	0.088	1.845	ND	ND
α-Cedrene	0.066	0.369	ND	ND
Cedrol	0.063	0.369	ND	ND
Total			6.975	69.749

Date Tested: 02/28/2022

LOQ = Limit of Quantitation; LOD = Limit of Detection; NT = Not Tested; ND = Not Detected.

Primary Aromas

 Musky	 Clove	 Citrusy	 Pine	 Lavender
--	--	--	---	---



Evelyn Alvarez
Evelyn Alvarez
QA Director | 02/28/2022

