

**SAMPLE NAME: Super Lemon Haze**

Concentrate, Product Inhalable

**CULTIVATOR / MANUFACTURER**

**Business Name:** Ametrine Wellness

**License Number:** CDPH-10002243

**Address:** 1137 57TH AVE  
OAKLAND, CA 94621-4427

**DISTRIBUTOR**

**Business Name:** AMETRINE WELLNESS

**License Number:** C11-0000374-LIC

**Address:** 1137 57th Ave.  
OAKLAND, CA 94621

**SAMPLE DETAIL**

**Batch Number:** OELR25SLH

**Sample ID:** 221013Q033

**Source Metric UID:**  
1A4060300002199000004052

**Date Collected:** 10/13/2022

**Date Received:** 10/14/2022

**Batch Size:** 448.0 units

**Sample Size:** 18.0 units

**Unit Mass:** 1 grams per Unit

**Serving Size:**

**Sampling Method:** QSP 1265 - Sampling of Cannabis and Product Batches



Scan QR code to verify authenticity of results.

**CANNABINOID ANALYSIS - SUMMARY** ✔ PASS

**Sum of Cannabinoids: 88.14%**

Sum of Cannabinoids =  $\Delta^9$ -THC + THCa + CBD + CBDa + CBG + CBGa + THCV + THCVa + CBC + CBCa + CBDV + CBDVa +  $\Delta^8$ -THC + CBL + CBN  
Total Cannabinoids = ( $\Delta^9$ -THC+0.877\*THCa) + (CBD+0.877\*CBDa) + (CBG+0.877\*CBGa) + (THCV+0.877\*THCVa) + (CBC+0.877\*CBCa) + (CBDV+0.877\*CBDVa) +  $\Delta^8$ -THC + CBL + CBN

**Total Cannabinoids: 88.1%**

**Total THC: 81.91%**

Total THC/CBD is calculated using the following formulas to take into account the loss of a carboxyl group during the decarboxylation step:

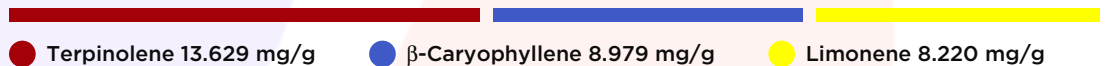
**Total CBD: 0.121%**

Total THC =  $\Delta^9$ -THC + (THCa (0.877))  
Total CBD = CBD + (CBDa (0.877))

**TERPENOID ANALYSIS - SUMMARY**

39 TESTED, TOP 3 HIGHLIGHTED

**Total Terpenoids: 5.8103%**



**SAFETY ANALYSIS - SUMMARY**

$\Delta^9$ -THC per Unit: ✔ PASS

Pesticides: ✔ PASS

Mycotoxins: ✔ PASS

Residual Solvents: ✔ PASS

Heavy Metals: ✔ PASS

Microbiology: ✔ PASS

Foreign Material: ✔ PASS


These results relate only to the sample included on this report.


This report shall not be reproduced, except in full, without written approval of the laboratory.

**Sample Certification:** California Code of Regulations Title 4 Division 19. Department of Cannabis Control Business and Professions Code. Reference: Sections 26100, 26104 and 26110, Business and Professions Code.

**Decision Rule:** Statements of conformity (e.g. Pass/Fail) to specifications are made in this report without taking measurement uncertainty into account. Where statements of conformity are made in this report, the following decision rules are applied: PASS - Results within limits/specifications, FAIL - Results exceed limits/specifications.

**References:** limit of detection (LOD), limit of quantification (LOQ), not detected (ND), not tested (NT)

  
 All LQC samples were performed and met the prescribed acceptance criteria in 4 CCR section 1730, as attested by:  
 Callie Stone  
 Date: 10/16/2022

  
 Approved by: Josh Wurzer, President  
 Date: 10/16/2022



**CANNABINOID TEST RESULTS** - 10/15/2022 ✔ PASS

Tested by high-performance liquid chromatography with diode-array detection (HPLC-DAD). **Method:** QSP 1157 - Analysis of Cannabinoids by HPLC-DAD

**TOTAL CANNABINOIDS: 88.1%**

Total Cannabinoids (Total THC) + (Total CBD) + (Total CBG) + (Total THCV) + (Total CBC) + (Total CBDV) + Δ<sup>8</sup>-THC + CBL + CBN

**TOTAL THC: 81.91%**

Total THC (Δ<sup>9</sup>-THC+0.877\*THCa)

**TOTAL CBD: 0.121%**

Total CBD (CBD+0.877\*CBDA)

**TOTAL CBG: 4.658%**

Total CBG (CBG+0.877\*CBGa)

**TOTAL THCV: 0.62%**

Total THCV (THCV+0.877\*THCVa)

**TOTAL CBC: 0.7%**

Total CBC (CBC+0.877\*CBCa)

**TOTAL CBDV: ND**

Total CBDV (CBDV+0.877\*CBDVa)

COMPOUND	LOD/LOQ (mg/g)	MEASUREMENT UNCERTAINTY (mg/g)	RESULT (mg/g)	RESULT (%)
Δ <sup>9</sup> -THC	0.06 / 0.26	±21.952	819.10	81.910
CBG	0.06 / 0.19	±1.430	46.58	4.658
CBC	0.2 / 0.5	±0.16	7.0	0.70
THCV	0.1 / 0.2	±0.24	6.2	0.62
CBN	0.1 / 0.3	±0.07	1.3	0.13
CBD	0.07 / 0.29	±0.044	1.21	0.121
Δ <sup>8</sup> -THC	0.1 / 0.4	N/A	ND	ND
THCa	0.05 / 0.14	N/A	ND	ND
THCVa	0.07 / 0.20	N/A	ND	ND
CBDA	0.02 / 0.19	N/A	ND	ND
CBDV	0.04 / 0.15	N/A	ND	ND
CBDVa	0.03 / 0.53	N/A	ND	ND
CBGa	0.1 / 0.2	N/A	ND	ND
CBL	0.06 / 0.24	N/A	ND	ND
CBCa	0.07 / 0.28	N/A	ND	ND
<b>SUM OF CANNABINOIDS</b>			<b>881.4 mg/g</b>	<b>88.14%</b>

**UNIT MASS: 1 grams per Unit**

Δ <sup>9</sup> -THC per Unit	1100 per-package limit	819.10 mg/unit	PASS
Total THC per Unit		819.10 mg/unit	
CBD per Unit		1.21 mg/unit	
Total CBD per Unit		1.21 mg/unit	
Sum of Cannabinoids per Unit		881.4 mg/unit	
Total Cannabinoids per Unit		881.4 mg/unit	

**TERPENOID TEST RESULTS** - 10/15/2022

Terpene analysis utilizing gas chromatography-flame ionization detection (GC-FID). **Method:** QSP 1192 - Analysis of Terpenoids by GC-FID

COMPOUND	LOD/LOQ (mg/g)	MEASUREMENT UNCERTAINTY (mg/g)	RESULT (mg/g)	RESULT (%)
Terpinolene	0.008 / 0.026	±0.2167	13.629	1.3629
β-Caryophyllene	0.004 / 0.012	±0.2487	8.979	0.8979
Limonene	0.005 / 0.016	±0.0912	8.220	0.8220
Myrcene	0.008 / 0.025	±0.0742	7.423	0.7423
α-Humulene	0.009 / 0.029	±0.1006	4.026	0.4026
β-Ocimene	0.006 / 0.020	±0.0902	3.609	0.3609
α-Bisabolol	0.008 / 0.026	±0.1014	2.444	0.2444
Linalool	0.009 / 0.032	±0.0617	2.083	0.2083
β-Pinene	0.004 / 0.014	±0.0153	1.714	0.1714
α-Pinene	0.005 / 0.017	±0.0067	0.999	0.0999
trans-β-Farnesene	0.008 / 0.025	±0.0249	0.903	0.0903
Nerolidol	0.006 / 0.019	±0.0367	0.748	0.0748
Fenchol	0.010 / 0.034	±0.0151	0.502	0.0502
α-Phellandrene	0.006 / 0.020	±0.0053	0.501	0.0501
Terpineol	0.009 / 0.031	±0.0219	0.458	0.0458
Δ <sup>3</sup> -Carene	0.005 / 0.018	±0.0044	0.400	0.0400
α-Terpinene	0.005 / 0.017	±0.0045	0.384	0.0384
Caryophyllene Oxide	0.010 / 0.033	±0.0137	0.383	0.0383
γ-Terpinene	0.006 / 0.018	±0.0032	0.236	0.0236
Camphene	0.005 / 0.015	±0.0014	0.156	0.0156
Borneol	0.005 / 0.016	±0.0036	0.110	0.0110
Sabinene	0.004 / 0.014	±0.0004	0.042	0.0042
p-Cymene	0.005 / 0.016	±0.0008	0.038	0.0038
Fenchone	0.009 / 0.028	±0.0009	0.038	0.0038
Sabinene Hydrate	0.006 / 0.022	±0.0011	0.035	0.0035
Eucalyptol	0.006 / 0.018	±0.0006	0.029	0.0029
Geraniol	0.002 / 0.007	±0.0005	0.014	0.0014
Nerol	0.003 / 0.011	N/A	<LOQ	<LOQ
Citronellol	0.003 / 0.010	N/A	<LOQ	<LOQ
Guaiol	0.009 / 0.030	N/A	<LOQ	<LOQ
Isopulegol	0.005 / 0.016	N/A	ND	ND
Camphor	0.006 / 0.019	N/A	ND	ND
Isoborneol	0.004 / 0.012	N/A	ND	ND
Menthol	0.008 / 0.025	N/A	ND	ND
Pulegone	0.003 / 0.011	N/A	ND	ND
Geranyl Acetate	0.004 / 0.014	N/A	ND	ND
α-Cedrene	0.005 / 0.016	N/A	ND	ND
Valencene	0.009 / 0.030	N/A	ND	ND
Cedrol	0.008 / 0.027	N/A	ND	ND
<b>TOTAL TERPENOIDS</b>			<b>58.103 mg/g</b>	<b>5.8103%</b>



**CATEGORY 1 PESTICIDE TEST RESULTS** - 10/16/2022 ✔ **PASS**

Pesticide and plant growth regulator analysis utilizing high-performance liquid chromatography-mass spectrometry (HPLC-MS) or gas chromatography-mass spectrometry (GC-MS). \*GC-MS utilized where indicated. **Method:** QSP 1212 - Analysis of Pesticides and Mycotoxins by LC-MS or QSP 1213 - Analysis of Pesticides by GC-MS

COMPOUND	LOD/LOQ (µg/g)	ACTION LIMIT (µg/g)	MEASUREMENT UNCERTAINTY (µg/g)	RESULT (µg/g)	RESULT
Aldicarb	0.03 / 0.08	≥ LOD	N/A	ND	PASS
Carbofuran	0.02 / 0.05	≥ LOD	N/A	ND	PASS
Chlordane*	0.03 / 0.08	≥ LOD	N/A	ND	PASS
Chlorfenapyr*	0.03 / 0.10	≥ LOD	N/A	ND	PASS
Chlorpyrifos	0.02 / 0.06	≥ LOD	N/A	ND	PASS
Coumaphos	0.02 / 0.07	≥ LOD	N/A	ND	PASS
Daminozide	0.02 / 0.07	≥ LOD	N/A	ND	PASS
Dichlorvos (DDVP)	0.03 / 0.09	≥ LOD	N/A	ND	PASS
Dimethoate	0.03 / 0.08	≥ LOD	N/A	ND	PASS
Ethoprophos	0.03 / 0.10	≥ LOD	N/A	ND	PASS
Etofenprox	0.02 / 0.06	≥ LOD	N/A	ND	PASS
Fenoxycarb	0.03 / 0.08	≥ LOD	N/A	ND	PASS
Fipronil	0.03 / 0.08	≥ LOD	N/A	ND	PASS
Imazalil	0.02 / 0.06	≥ LOD	N/A	ND	PASS
Methiocarb	0.02 / 0.07	≥ LOD	N/A	ND	PASS
Parathion-methyl	0.03 / 0.10	≥ LOD	N/A	ND	PASS
Mevinphos	0.03 / 0.09	≥ LOD	N/A	ND	PASS
Paclobotrazol	0.02 / 0.05	≥ LOD	N/A	ND	PASS
Propoxur	0.03 / 0.09	≥ LOD	N/A	ND	PASS
Spiroxamine	0.03 / 0.08	≥ LOD	N/A	ND	PASS
Thiacloprid	0.03 / 0.10	≥ LOD	N/A	ND	PASS

**CATEGORY 2 PESTICIDE TEST RESULTS** - 10/16/2022 *continued*

COMPOUND	LOD/LOQ (µg/g)	ACTION LIMIT (µg/g)	MEASUREMENT UNCERTAINTY (µg/g)	RESULT (µg/g)	RESULT
Cyfluthrin	0.12 / 0.38	2	N/A	ND	PASS
Cypermethrin	0.11 / 0.32	1	N/A	ND	PASS
Diazinon	0.02 / 0.05	0.1	N/A	ND	PASS
Dimethomorph	0.03 / 0.09	2	N/A	ND	PASS
Etoazole	0.02 / 0.06	0.1	N/A	ND	PASS
Fenhexamid	0.03 / 0.09	0.1	N/A	ND	PASS
Fenpyroximate	0.02 / 0.06	0.1	N/A	ND	PASS
Flonicamid	0.03 / 0.10	0.1	N/A	ND	PASS
Fludioxonil	0.03 / 0.10	0.1	N/A	ND	PASS
Hexythiazox	0.02 / 0.07	0.1	N/A	ND	PASS
Imidacloprid	0.04 / 0.11	5	N/A	ND	PASS
Kresoxim-methyl	0.02 / 0.07	0.1	N/A	ND	PASS
Malathion	0.03 / 0.09	0.5	N/A	ND	PASS
Metalaxyl	0.02 / 0.07	2	N/A	ND	PASS
Methomyl	0.03 / 0.10	1	N/A	ND	PASS
Myclobutanil	0.03 / 0.09	0.1	N/A	ND	PASS
Naled	0.02 / 0.07	0.1	N/A	ND	PASS
Oxamyl	0.04 / 0.11	0.5	N/A	ND	PASS
Pentachloronitrobenzene*	0.03 / 0.09	0.1	N/A	ND	PASS
Permethrin	0.04 / 0.12	0.5	N/A	ND	PASS
Phosmet	0.03 / 0.10	0.1	N/A	ND	PASS
Piperonyl Butoxide	0.02 / 0.07	3	N/A	ND	PASS
Prallethrin	0.03 / 0.08	0.1	N/A	ND	PASS
Propiconazole	0.02 / 0.07	0.1	N/A	ND	PASS
Pyrethrins	0.04 / 0.12	0.5	N/A	ND	PASS
Pyridaben	0.02 / 0.07	0.1	N/A	ND	PASS
Spinetoram	0.02 / 0.07	0.1	N/A	ND	PASS
Spinosad	0.02 / 0.07	0.1	N/A	ND	PASS
Spiromesifen	0.02 / 0.05	0.1	N/A	ND	PASS
Spirotetramat	0.02 / 0.06	0.1	N/A	ND	PASS
Tebuconazole	0.02 / 0.07	0.1	N/A	ND	PASS
Thiamethoxam	0.03 / 0.10	5	N/A	ND	PASS
Trifloxystrobin	0.03 / 0.08	0.1	N/A	ND	PASS

**CATEGORY 2 PESTICIDE TEST RESULTS** - 10/16/2022 ✔ **PASS**

COMPOUND	LOD/LOQ (µg/g)	ACTION LIMIT (µg/g)	MEASUREMENT UNCERTAINTY (µg/g)	RESULT (µg/g)	RESULT
Abamectin	0.03 / 0.10	0.1	N/A	ND	PASS
Acephate	0.02 / 0.07	0.1	N/A	ND	PASS
Acequinocyl	0.02 / 0.07	0.1	N/A	ND	PASS
Acetamiprid	0.02 / 0.05	0.1	N/A	ND	PASS
Azoxystrobin	0.02 / 0.07	0.1	N/A	ND	PASS
Bifenazate	0.01 / 0.04	0.1	N/A	ND	PASS
Bifenthrin	0.02 / 0.05	3	N/A	ND	PASS
Boscalid	0.03 / 0.09	0.1	N/A	ND	PASS
Captan	0.19 / 0.57	0.7	N/A	ND	PASS
Carbaryl	0.02 / 0.06	0.5	N/A	ND	PASS
Chlorantraniliprole	0.04 / 0.12	10	N/A	ND	PASS
Clofentezine	0.03 / 0.09	0.1	N/A	ND	PASS



**MYCOTOXIN TEST RESULTS** - 10/16/2022 ✔ PASS

Mycotoxin analysis utilizing high-performance liquid chromatography-mass spectrometry (HPLC-MS). **Method:** QSP 1212 - Analysis of Pesticides and Mycotoxins by LC-MS

COMPOUND	LOD/LOQ (µg/kg)	ACTION LIMIT (µg/kg)	MEASUREMENT UNCERTAINTY (µg/kg)	RESULT (µg/kg)	RESULT
Aflatoxin B1	2.0 / 6.0		N/A	ND	
Aflatoxin B2	1.8 / 5.6		N/A	ND	
Aflatoxin G1	1.0 / 3.1		N/A	ND	
Aflatoxin G2	1.2 / 3.5		N/A	ND	
Total Aflatoxin		20		ND	PASS
Ochratoxin A	6.3 / 19.2	20	N/A	ND	PASS

**HEAVY METALS TEST RESULTS** - 10/16/2022 ✔ PASS

Heavy metal analysis utilizing inductively coupled plasma-mass spectrometry (ICP-MS). **Method:** QSP 1160 - Analysis of Heavy Metals by ICP-MS

COMPOUND	LOD/LOQ (µg/g)	ACTION LIMIT (µg/g)	MEASUREMENT UNCERTAINTY (µg/g)	RESULT (µg/g)	RESULT
Arsenic	0.02 / 0.1	0.2	N/A	ND	PASS
Cadmium	0.02 / 0.05	0.2	N/A	ND	PASS
Lead	0.04 / 0.1	0.5	N/A	ND	PASS
Mercury	0.002 / 0.01	0.1	N/A	ND	PASS

**CATEGORY 1 RESIDUAL SOLVENTS TEST RESULTS** - 10/15/2022 ✔ PASS

Residual Solvent analysis utilizing gas chromatography-mass spectrometry (GC-MS). **Method:** QSP 1204 - Analysis of Residual Solvents by GC-MS

COMPOUND	LOD/LOQ (µg/g)	ACTION LIMIT (µg/g)	MEASUREMENT UNCERTAINTY (µg/g)	RESULT (µg/g)	RESULT
1,2-Dichloroethane	0.05 / 0.1	1	N/A	ND	PASS
Benzene	0.03 / 0.09	1	N/A	ND	PASS
Chloroform	0.1 / 0.2	1	N/A	ND	PASS
Ethylene Oxide	0.3 / 0.8	1	N/A	ND	PASS
Dichloromethane (Methylene Chloride)	0.3 / 0.9	1	N/A	ND	PASS
Trichloroethylene	0.1 / 0.3	1	N/A	ND	PASS

**MICROBIOLOGY TEST RESULTS** - 10/15/2022 ✔ PASS

Analysis conducted by polymerase chain reaction (PCR) and fluorescence detection of microbiological contaminants. **Method:** QSP 1221 - Analysis of Microbiological Contaminants

COMPOUND	ACTION LIMIT	RESULT	RESULT
Shiga toxin-producing <i>Escherichia coli</i>	Not Detected in 1g	ND	PASS
<i>Salmonella</i> spp.	Not Detected in 1g	ND	PASS
<i>Aspergillus fumigatus</i>	Not Detected in 1g	ND	PASS
<i>Aspergillus flavus</i>	Not Detected in 1g	ND	PASS
<i>Aspergillus niger</i>	Not Detected in 1g	ND	PASS
<i>Aspergillus terreus</i>	Not Detected in 1g	ND	PASS

**CATEGORY 2 RESIDUAL SOLVENTS TEST RESULTS** - 10/15/2022 ✔ PASS

COMPOUND	LOD/LOQ (µg/g)	ACTION LIMIT (µg/g)	MEASUREMENT UNCERTAINTY (µg/g)	RESULT (µg/g)	RESULT
Acetone	20 / 50	5000	N/A	<LOQ	PASS
Acetonitrile	2 / 7	410	N/A	ND	PASS
n-Butane	10 / 50	5000	±3.0	62	PASS
Ethanol	20 / 50	5000	N/A	ND	PASS
Ethyl Acetate	20 / 60	5000	N/A	ND	PASS
Ethyl Ether	20 / 50	5000	N/A	ND	PASS
n-Heptane	20 / 60	5000	N/A	ND	PASS
n-Hexane	2 / 5	290	N/A	ND	PASS
2-Propanol (Isopropyl Alcohol)	10 / 40	5000	N/A	ND	PASS
Methanol	50 / 200	3000	N/A	ND	PASS
n-Pentane	20 / 50	5000	N/A	ND	PASS
Propane	10 / 20	5000	N/A	ND	PASS
Toluene	7 / 21	890	N/A	ND	PASS
Total Xylenes	50 / 160	2170	N/A	ND	PASS

**FOREIGN MATERIAL TEST RESULTS** - 10/14/2022 ✔ PASS

Visual analysis includes, but is not limited to, sand, soil, cinders, dirt, mold, hair, insect fragments, and mammalian excreta. **Method:** QSP 1226 - Analysis of Foreign Material in Cannabis and Cannabis Products

COMPOUND	ACTION LIMIT	RESULT
Total Sample Area Covered by Sand, Soil, Cinders, or Dirt	>25%	PASS
Total Sample Area Covered by Mold	>25%	PASS
Total Sample Area Covered by an Imbedded Foreign Material	>25%	PASS
Insect Fragment Count	> 1 per 3 grams	PASS
Hair Count	> 1 per 3 grams	PASS
Mammalian Excreta Count	> 1 per 3 grams	PASS