

# Gobi Labs

## Analytical Report



**Manifest:** 0010301073  
**METRC ID:** 1A4000B0001B77A000064801  
**Sample Name:** 076 Green 60992 - Terp Dist (Banana Breeze - 1000mg cartridge)  
**Sample Type:** Concentrate  
**License:** 404R-00181  
**Licensee:** PBS HOLDCO LLC  
**Facility Address:** 30899 Highway 50 East, Pueblo, CO 81006

**Test Performed:** Potency  
**Report No:** P-10301073-V1  
**Receive Date:** 2024-06-20  
**Test Date:** 2024-06-21  
**Report Date:** 2024-06-22  
**Sample Condition:** Good  
**Method Reference:** GA-OP-06

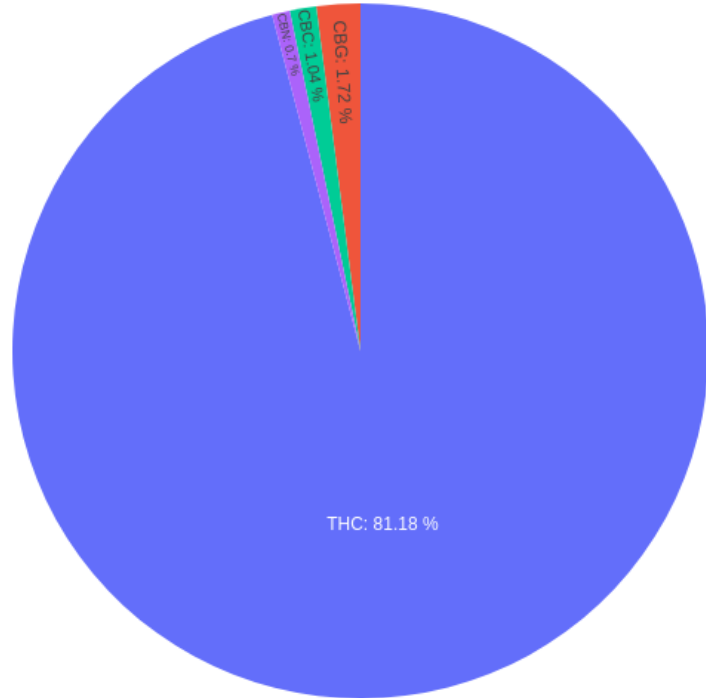
**Scope:** The content of 21 cannabinoids was determined by an in-house developed method certified by CDPHE for solvent extraction followed by High Performance Liquid Chromatography with Diode Array Detection.

	percent	mg/g
Total THC	81.18	811.82
Total CBD	ND	ND
Total Cannabinoids	84.64	846.43
Total THC:CBD Ratio	NA	

Total CBD = CBD + (CBDA x 0.877)

Total THC = Δ<sup>9</sup> THC + EXO-THC + Δ<sup>8</sup> THC + Δ<sup>10</sup> THC + (THCA x 0.877)

Cannabinoids	percent	mg/g
CBDVA	ND	ND
CBDV	ND	ND
CBDA	ND	ND
CBGA	ND	ND
CBG	1.72	17.21
CBD	ND	ND
THCV	T	T
THCVA	ND	ND
CBN	0.70	7.02
CBNA	ND	ND
EXO-THC	ND	ND
Δ <sup>9</sup> THC	81.18	811.82
Δ <sup>8</sup> THC	ND	ND
Δ <sup>10</sup> -S THC	ND	ND
CBL	ND	ND
Δ <sup>10</sup> -R THC	ND	ND
CBC	1.04	10.38
Δ <sup>9</sup> THCA	ND	ND
CBCA	ND	ND
CBLA	ND	ND
CBT	ND	ND



ND - not detected; T - trace; ULOQ - upper limit of quantitation

**Lab Comments:**

David Shabtay - Lead Analyst

2024-06-22

Date



This report has been prepared by Gobi Analytical, Inc. exclusively for our Client and their Authorized Representatives. All analytical work is conducted in accordance with a mutually agreed upon scope of work and the terms and conditions as expressed in the Gobi Analytical Inc. Laboratory Service Agreement. This report is not to be reproduced in whole or in part without prior written approval. The results shown on this report relate only to the samples submitted to the laboratory. Estimated Uncertainty available upon request.

• Gobi Analytical •  
 • 3924 Youngfield St. • Wheat Ridge CO 80033 • ISO/IEC 17025:2017 Accredited • (303)456-2040 •



**PJLA**  
 Testing  
 Accreditation #103051

# Gobi Labs

## Analytical Report




**Manifest:** 0010301073  
**METRC ID:** 1A4000B0001B77A000064801  
**Sample Name:** 076 Green 60992 - Terp Dist (Banana Breeze - 1000mg cartridge)  
**Sample Type:** Concentrate  
**License:** 404R-00181  
**Licensee:** PBS HOLDCO LLC  
**Facility Address:** 30899 Highway 50 East, Pueblo, CO 81006

**Test Performed:** Residual Solvent  
**Report No:** R-10301073-V1  
**Receive Date:** 2024-06-20  
**Test Date:** 2024-06-21  
**Report Date:** 2024-06-22  
**Sample Condition:** Good  
**Method Reference:** GA-OP-08

**Scope:** The content of fifteen residual solvents was determined by an in-house developed method certified by CDPHE for Headspace-Gas Chromatography with Flame Ionization Detection.

Solvents	Regulatory Limits (ppm)	Parts Per Million (ppm)
Propane	<1000	ND
Iso-Butane	Total Butanes <1000	ND
N-Butane	Total Butanes <1000	ND
Methanol	<600	ND
Pentane	<1000	ND
Ethanol	<1000	ND
Acetone	<1000	ND
IPA	<1000	ND
Hexane	<60	ND
Ethyl Acetate	<1000	ND
Benzene	<2	ND
Heptane	<1000	ND
Toluene	<180	ND
Xylenes	<430	ND

ND - not detected; T - trace; \*Estimated result, greater than the upper limit of quantitation (>ULOQ)



**Lab Comments:**

David Shabtay - Lead Analyst

2024-06-22

Date



This report has been prepared by Gobi Analytical, Inc. exclusively for our Client and their Authorized Representatives. All analytical work is conducted in accordance with a mutually agreed upon scope of work and the terms and conditions as expressed in the Gobi Analytical Inc. Laboratory Service Agreement. This report is not to be reproduced in whole or in part without prior written approval. The results shown on this report relate only to the samples submitted to the laboratory. Estimated Uncertainty available upon request.

• Gobi Analytical •  
 • 3924 Youngfield St. • Wheat Ridge CO 80033 • ISO/IEC 17025:2017 Accredited • (303)456-2040 •



# Gobi Labs

## Pesticide Residues Report



**Manifest:** 0010301073  
**METRC ID:** 1A4000B0001B77A000064801  
**Sample Name:** 076 Green 60992 - Terp Dist (Banana Breeze - 1000mg cartridge)  
**Sample Type:** Concentrate  
**License:** 404R-00181  
**Licensee:** PBS HOLDCO LLC  
**Facility Address:** 30899 Highway 50 East, Pueblo, CO 81006

**Test Performed:** Pesticide  
**Report No:** PE-10301073-V1  
**Receive Date:** 2024-06-20  
**Test Date:** 2024-06-21  
**Report Date:** 2024-06-23  
**Sample Condition:** Good  
**Method Reference:** GA-OP-11

**Scope:** The content of 28 pesticides were quantified using liquid chromatography coupled to multiple mass spectrometry (LC-MS-MS) equipped with electrospray ionization (ESI) after sample extraction based on AOAC 2007 and EN 15662 standard procedures certified by CDPHE. Identification was based on the retention time of each compound and the product mass generated using single reaction monitoring (SRM), and quantitation was determined using external standard calibration.

Pesticides	Regulatory Limit (ppm)	Sample Reporting Limit (ppm)*	Parts Per Million (ppm)**
Abamectin	0.100	0.099	ND
Azoxystrobin	0.020	0.019	ND
Bifenazate	0.020	0.019	ND
Bifenthrin	1.000	0.990	ND
Boscalid	0.020	0.019	ND
Carbaryl	0.050	0.048	ND
Chlorpyrifos	0.040	0.048	ND
Clothianidin	0.050	0.048	ND
Cyhalothrin	0.250	0.245	ND
Dichlorvos	0.100	0.099	ND
Dimethoate	0.020	0.019	ND
Dinotefuran	0.100	0.099	ND
Diuron	0.125	0.123	ND
Etoxazole	0.020	0.019	ND
Imazalil	0.050	0.048	ND
Imidacloprid	0.020	0.019	ND
Malathion	0.020	0.019	ND
Metalaxyl	0.020	0.019	ND
Myclobutanil	0.020	0.019	ND
Permethrin	0.500	0.499	ND
Propiconazole	0.100	0.099	ND
Pyriproxyfen	0.010	0.009	ND
Spinosad	0.100	0.099	ND
Spiromesifen	3.000	2.990	ND
Spirotetramat	0.020	0.019	ND
Tebuconazole	0.050	0.048	ND
Thiabendazole	0.020	0.019	ND
Thiamethoxam	0.020	0.019	ND

\*or Lower Limit of Quantitation (LLOQ). \*\*T (Trace) = sample result is between LLOQ and Method Detection Limit (MDL). ND (Not Detected) = sample result is below MDL. >HLOQ = sample result is above Higher LOQ.

Lab Comments:

Kristen Kenworthy, QA Associate

2024-06-23

Date



This report has been prepared by Gobi Analytical, Inc. exclusively for our Client and their Authorized Representatives. All analytical work is conducted in accordance with a mutually agreed upon scope of work and the terms and conditions as expressed in the Gobi Analytical Inc. Laboratory Service Agreement. This report is not to be reproduced in whole or in part without prior written approval. The results shown on this report relate only to the samples submitted to the laboratory. Estimated Uncertainty available upon request.

• Gobi Analytical •  
 • 3924 Youngfield St. • Wheat Ridge CO 80033 • ISO/IEC 17025:2017 Accredited • (303)456-2040 •



# Gobi Labs

## Analytical Report



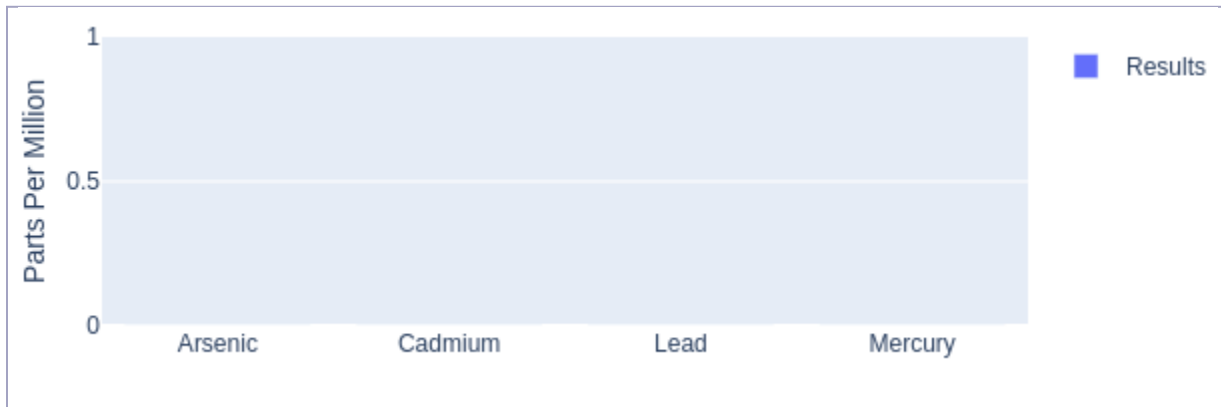
**Manifest:** 0010301073  
**METRC ID:** 1A4000B0001B77A000064801  
**Sample Name:** 076 Green 60992 - Terp Dist (Banana Breeze - 1000mg cartridge)  
**Sample Type:** Concentrate  
**License:** 404R-00181  
**Licensee:** PBS HOLDCO LLC  
**Facility Address:** 30899 Highway 50 East, Pueblo, CO 81006

**Test Performed:** Elemental Impurities  
**Intended Use:** Inhaled or Audited Product  
**Report No:** MT-10301073-V1  
**Receive Date:** 2024-06-20  
**Test Date:** 2024-06-21  
**Report Date:** 2024-06-24  
**Sample Condition:** Good  
**Method Reference:** GA-OP-17

**Scope:** Arsenic, Cadmium, Lead and Mercury were determined by an Inductively Coupled Plasma Mass Spectrometer (ICP-MS) using an in-house developed method.

Elemental Impurities	Regulatory Limits (ppm)	Parts Per Million (ppm)
Arsenic	< 0.2 ppm	ND
Cadmium	< 0.2 ppm	ND
Lead	< 0.5 ppm	ND
Mercury	< 0.1 ppm	ND

ND - not detected; T - trace; ULOQ - upper limit of quantitation



**Lab Comments:**

Kristen Kenworthy, QA Associate

2024-06-24

Date



This report has been prepared by Gobi Analytical, Inc. exclusively for our Client and their Authorized Representatives. All analytical work is conducted in accordance with a mutually agreed upon scope of work and the terms and conditions as expressed in the Gobi Analytical Inc. Laboratory Service Agreement. This report is not to be reproduced in whole or in part without prior written approval. The results shown on this report relate only to the samples submitted to the laboratory. Estimated Uncertainty available upon request.

• Gobi Analytical •  
• 3924 Youngfield St. • Wheat Ridge CO 80033 • ISO/IEC 17025:2017 Accredited • (303)456-2040 •



# Gobi Labs

## Microbial Contaminant Report



**Manifest:** 0010301073  
**METRC ID:** 1A4000B0001B77A000064801  
**Sample Name:** 076 Green 60992 - Terp Dist (Banana Breeze - 1000mg cartridge)  
**Sample Type:** Concentrate  
**License:** 404R-00181  
**Licensee:** PBS HOLDCO LLC  
**Facility Address:** 30899 Highway 50 East, Pueblo, CO 81006

**Test Performed:** Microbial Contaminants  
**Report No:** M-10301073-V1  
**Receive Date:** 2024-06-20  
**Test Date:** 2024-06-20  
**Report Date:** 2024-06-24  
**Sample Condition:** Good  
**Method Reference:** MB-OP-02, MB-OP-03, MB-OP-05, MB-OP-12

**Scope:**  
 Contaminant testing for the identified pathogens *Aspergillus (flavus, fumigatus, niger and terreus)* *Salmonella spp.* and Shiga Toxin Virulence Genes, O26, O45, O103, O111, O121, O145 and O157:H7 serogroups of *Escherichia coli* (STEC) was performed through Polymerase Chain Reaction, and confirmed through qPCR and/or cultural methodology where applicable. Total Yeast and Mold Count (TYMC) was determined through 3M™ Petrifilm™ Rapid Yeast and Mold plating technology.

Microbial Contaminants	Results	Regulatory Limits
STEC	ND	Absent in 1 g
<i>Salmonella spp.</i>	ND	Absent in 1 g
<i>Aspergillus flavus</i>	ND	Absent in 1 g
<i>Aspergillus fumigatus</i>	ND	Absent in 1 g
<i>Aspergillus niger</i>	ND	Absent in 1 g
<i>Aspergillus terreus</i>	ND	Absent in 1 g
Total Yeast and Mold	<100 CFU/g	< 10,000 CFU per 1 ml or 1 g

STEC - shiga toxin-producing *Escherichia coli*; CFU - Colony Forming Unit; NT - Not Tested; NS - Not Significant; ND - Not Detected

Lab Comments:

Astha Gupta, Laboratory Director

2024-06-24

Date



This report has been prepared by Gobi Analytical, Inc. exclusively for our Client and their Authorized Representatives. All analytical work is conducted in accordance with a mutually agreed upon scope of work and the terms and conditions as expressed in the Gobi Analytical Inc. Laboratory Service Agreement. This report is not to be reproduced in whole or in part without prior written approval. The results shown on this report relate only to the samples submitted to the laboratory. Estimated Uncertainty available upon request.

• Gobi Analytical •  
 • 3924 Youngfield St. • Wheat Ridge CO 80033 • ISO/IEC 17025:2017 Accredited • (303)456-2040 •

