

An exploded view diagram of a door lock assembly, showing various components like the lock body, handle, and screws in a disassembled state. The diagram is rendered in a light gray line-art style.

Parts Manual

Prices Effective April 17, 2023

 **Adams
Rite**

ASSA ABLOY

Experience a safer
and more open world

Adams Rite

LIMITED WARRANTY

Limited Warranty

Adams Rite warrants that its products sold under the Adams Rite brand in the United States of America are warranted free from defects in workmanship and materials under normal use and service. This warranty does not cover defects or damage arising from improper installation, lack of or improper maintenance, improper storage, shipping and handling, corrosion, erosion, ordinary wear and tear, misuse, abuse, accident, unauthorized service, or use with unauthorized non-Adams Rite products or parts. This warranty is void if any modification is made to the product, regardless of whether the modification causes or contributes to the alleged defect. All modifications are made at the risk of the party making the modification.

Should any defect of manufacture (in material or workmanship) occur in its products, Adams Rite, upon prompt notification and proof to its satisfaction that the product was defective in manufacture for the use intended by Adams Rite, will at its option, exchange the product, repair the product, or refund the price charged by Adams Rite, FOB factory within the stated time frame listed below. .

- **10 years** on all mechanical products from the date of manufacture
- **5 years** on the following electromechanical product categories from the date of manufacture, deadlocks, dead latches, exit devices*, electric strikes, trims, power supply & accessories
 - * **NOTE:** The MLR option (motorized electric latch retraction) is supported by a 1-year electro mechanical warranty. When powered by an Adams Rite PS-EXIT power supply the 1-year warranty is upgraded to 5 years
- **3 years** on the following access control products from the date of manufacture, RT1050, 3090-150.

THIS WARRANTY IS IN LIEU OF ALL OTHER EXPRESS WARRANTIES. TO THE EXTENT PERMITTED BY LAW, ALL IMPLIED WARRANTIES ARE LIMITED TO THE DURATION OF THIS WARRANTY. ADAMS RITE IS A DIVISION OF HANCHETT ENTRY SYSTEMS, INC. HANCHETT ENTRY SYSTEMS, INC. SHALL NOT BE LIABLE FOR ANY INCIDENTAL OR CONSEQUENTIAL DAMAGES. SOME STATES DO NOT ALLOW LIMITATIONS ON HOW LONG AN IMPLIED WARRANTY LASTS OR THE EXCLUSION OR LIMITATION OF INCIDENTAL OR CONSEQUENTIAL DAMAGES, SO THE ABOVE LIMITATION OR EXCLUSIONS MAY NOT APPLY TO YOU. THIS WARRANTY GIVES YOU SPECIFIC LEGAL RIGHTS, AND YOU MAY ALSO HAVE OTHER RIGHTS WHICH VARY FROM STATE TO STATE.

Terms & Conditions

PRICES: All prices are subject to change without notice. Prices listed on the Adams Rite website will serve as the most current list price. All shipments will be made at prices in effect at the time of order. The customer shall be responsible for payment of all applicable sales and/or use taxes and freight costs.

MINIMUM ORDER: Minimum product charge per invoice is \$150.00 USD.

PAYMENT TERMS: Net thirty (30) days from date of invoice. Interest at the rate of up to 1-1/2% per month may be charged on all past due accounts. An order received on an account which has not been paid within 45 days of the date of invoice may not be processed until the account is current. Custom orders may require a deposit.

DELIVERY TERMS: All prices are Ex-works factory. Purchaser assumes the risk of loss or damage to the goods while in transit from the point of shipment. Adams Rite reserves the right to make delivery in installments. Installments shall be separately invoiced and paid for when due. Delay in delivery of an installment shall not relieve the purchaser of its obligation to accept remaining deliveries.

FREIGHT POLICY: All Purchase Orders received with a minimum net value of \$ 3,500 will qualify automatically for free standard freight within the continental United States. This minimum amount applies per Purchase Order to qualify and does not include free expedited freight. Qualified orders may ship partial or ship complete at your preference. Qualified orders that ship partial will not incur freight charges. All shipments that do not qualify for free freight will be charged for freight based upon our terms in effect at the time of shipment. Customers may provide their own carrier account number for expedited freight methods or for any Purchase Order to be used to cover freight costs. Minimum amounts are subject to change without notice.

SHORTAGE: Any claim for shortages must be made to Adams Rite in writing within one (1) week of receipt of merchandise.

WARRANTY RETURNS: A Customer Care Form (CCF) for defective product must be obtained from Alarm Controls before any merchandise can be returned. CCF's are valid for sixty (60) days from date of issuance Goods returned under the terms of Adams Rite Warranties may require a copy of the original invoice.

RETURNS: A Customer Care Form (CCF) must be obtained from Adams Rite before any merchandise can be returned. CCF's are valid for sixty (60) days from date of issuance. Items returned are subject to restocking fees.

CANCELLATIONS: Any order may be subject to a 5% cancellation charge for catalog items. Cancellation of non-catalog or custom items will be subject to a 20% cancellation charge plus all costs (both direct and indirect) incurred by manufacturing at the point of cancellation that are properly allocated to the cancelled item(s).

LIMITATION OF LIABILITY: Neither party will be liable to the other for any delay or failure in performance arising directly out of war, sabotage, insurrection, riot, and any other act of civil disobedience, act of public enemy, fire, explosion, flood, storm, or other act of God or nature, or similar cause beyond its reasonable control, including shortage or unavailability of labor or materials. If, notwithstanding the foregoing limitations, Adams Rite has any liability to the purchaser, the purchaser agrees that the total liability to the purchaser for all losses, damages, and causes of action, whether in contract, equity, tort (including without limitation, negligence and gross negligence), or otherwise, will not exceed the amount the purchaser paid to Adams Rite for the products (including, without limitation, incidental or consequential damages, damages for lost profits or business interruption, and punitive damages).

NO THIRD PARTY LIABILITY: If the purchaser uses the Adams Rite Products on behalf of others or provides to others any products referenced herein, the Adams Rite Parties shall have no liability to such persons whatsoever, and the purchaser agree to defend and indemnify the Adams Rite Parties from any and all claims and demands asserted against them, and from any legal fees, costs and other expenses that the Adams Rite Parties incur therewith.

Table of Contents

General Info

Adams Rite Limited Warranty	2
Table of Contents	3

Deadlocks

MS1850S Series MS® Deadlock	4
MS1850 Series MS® Accessories	6
2190 Dual Force® Interconnected Deadbolt/Deadlatch	8
2331 Heavy Duty Deadbolt	10
4189/4190 Flush Locksets	12
4430/4431 Flush Locksets	14

Deadlatches

4300 Steel Hawk® Electrified Deadlatch	16
4781 Two-Point Deadlatch with Paddle	18
4900 Heavy Duty Deadlatch	20

Exit Devices

3100 Series Surface Vertical Rod Exit Device	22
3300 Series Mortise Exit Device	24
3600 Series Concealed Vertical Rod	26
3700 Series Rim Exit Device	28
3900/8900 Series Surface Concealed Vertical Rod	30
3889 Mullion	32
3890 Mullion	34
8099/8099M Dummy Pushbar	36
8100 Series Surface Vertical Rod	38
8200 Series Surface Vertical Rod	40

8300 Series Mortise Exit Device	42
8400 Series Mortise Exit Device	44
8475 Mortise Mid-Panel Exit Device	46
8500 Series Concealed Vertical Rod	48
8600 Series Concealed Vertical Rod	50
8675 Concealed Vertical Rod Mid-Panel	52
8700 Series Rim Exit Device	54
8800 Series Rim Exit Device	56
Accessories for Exit Devices	58

Electric Strikes

7100 Electric Strike	60
----------------------	----

Trim

3080 Series Entry Trim	62
3090 eForce® Keyless Entry	64
4550 MS® Deadlock Lever	66
4590 Deadlatch Paddle	68
4591 Deadlatch Paddle	70
4600 Heavy Duty Deadlatch Handles	72

Cylinders

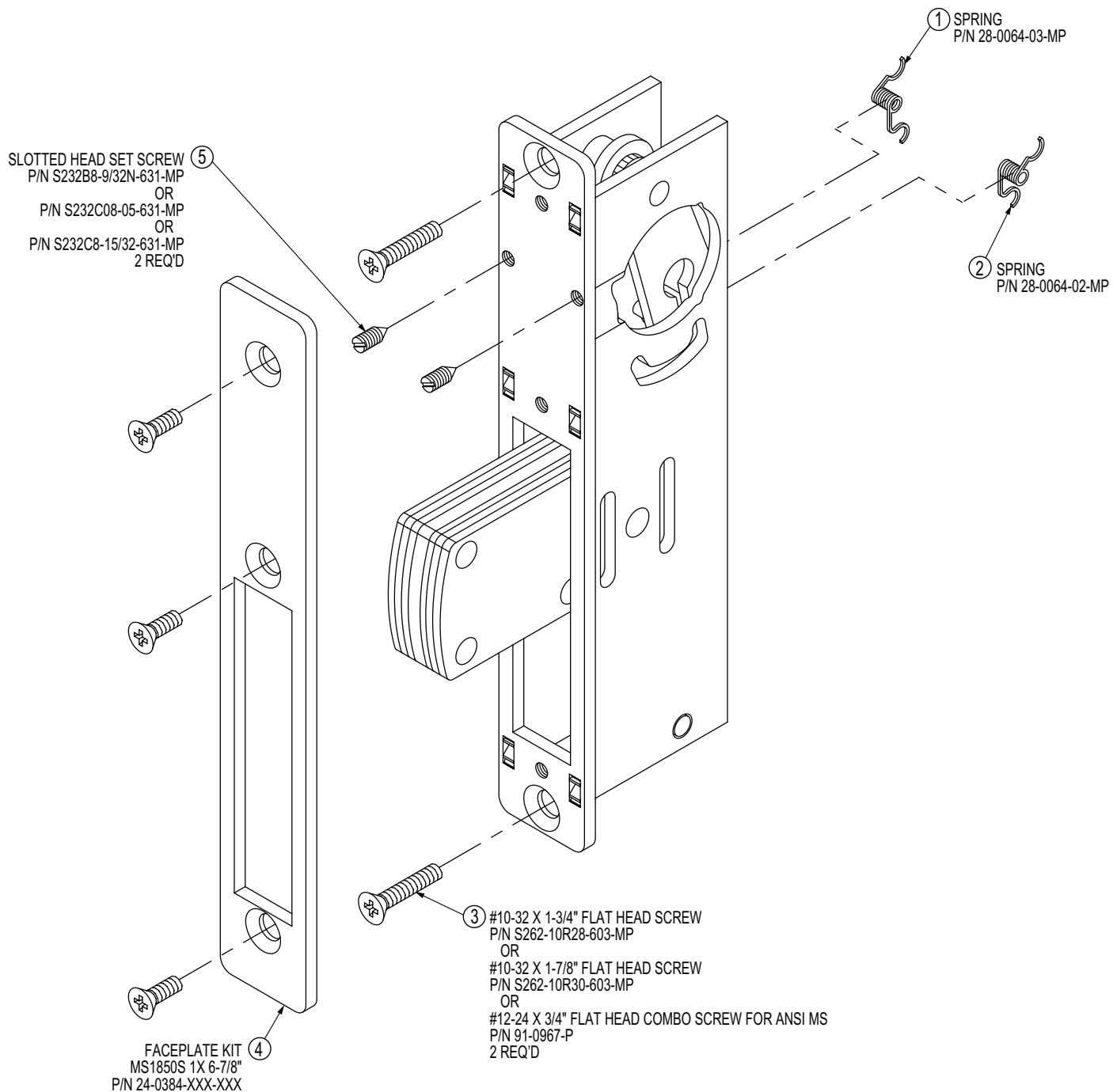
4024/4025/4026 Cylinder Pulls	74
-------------------------------	----

Accessories & Cylinders

Accessories & Cylinders	76
-------------------------	----

MS1850S

SERIES MS® DEADLOCK



MS1850S

SERIES MS® DEADLOCK

MS1850S Series MS® Deadlock

ITEM	PART NUMBER	DESCRIPTION	UNITS PKGD	2023 PRICE
1	28-0064-03-MP	Spring	Pkg. of 10	\$8.00
2	28-0064-02-MP	Spring	Pkg. of 10	\$8.00
3	S262-10R28-603-MP	#10-32 × 1-3/4" flat head screw for 7/8", 31/32" backset	Pkg. of 10	\$9.00
	S262-10R30-603-MP	#10-32 × 1-7/8" flat head screw for 1-1/8" backset	Pkg. of 10	\$11.00
	91-0967-P	#12-24 × 3/4" flathead combo screw (ANSI hollow metal/wood doors)	Each	LIST
4	24-0384-010-XXX	MS1850S flat faceplate kit for standard bolt, select 313, 335 or 628 finish	Each	LIST
	24-0384-110-XXX	MS1850S radius faceplate kit for standard bolt, select 313, 335 or 628 finish	Each	
	24-0384-210-XXX	MS1850S LH bevel faceplate kit for standard bolt, select 313, 335 or 628 finish	Each	
	24-0384-310-XXX	MS1850S RH bevel faceplate kit for standard bolt, select 313, 335 or 628 finish	Each	
	24-0384-410-XXX	MS1850S radius with weatherstrip faceplate kit for standard bolt,select 313, 335 or 628 finish	Each	
	24-0384-020-XXX	MS1850S flat faceplate kit for hookbolt and short bolt, select 313, 335 or 628 finish	Each	
	24-0384-120-XXX	MS1850S radius faceplate kit for hookbolt and short bolt, select 313, 335 or 628 finish	Each	
	24-0384-220-XXX	MS1850S LH bevel faceplate kit for hookbolt and short bolt, select 313, 335 or 628 finish	Each	
	24-0384-320-XXX	MS1850S RH bevel faceplate kit for hookbolt and short bolt, select 313, 335 or 628 finish	Each	
	24-0384-420-XXX	MS1850S radius with weatherstrip faceplate kit for hookbolt and short bolt, select 313, 335 or 628 finish	Each	
5	S232B8-9/32N-631-MP	#8-32 × 9/32" slotted set screw for 7/8" backset	Pkg. of 10	\$25. ⁰⁰
	S232C08-05-631-MP	#8-32 × 5/16" slotted head screw for 31/32" backset	Pkg. of 10	\$14. ⁰⁰
	S232C8-15/32-631-MP	#8-32 × 15/32" slotted set screw for 1-1/8", 1-1/2" backset	Pkg. of 10	\$14. ⁰⁰
NS	80-0180-5	Installation Sheet, MS1850S/MS1850A	Each	Email Only
NS	80-0180-4	Installation Sheet, MS1850SN	Each	Email Only

LIST = Refer to current pricelist NS = Not shown

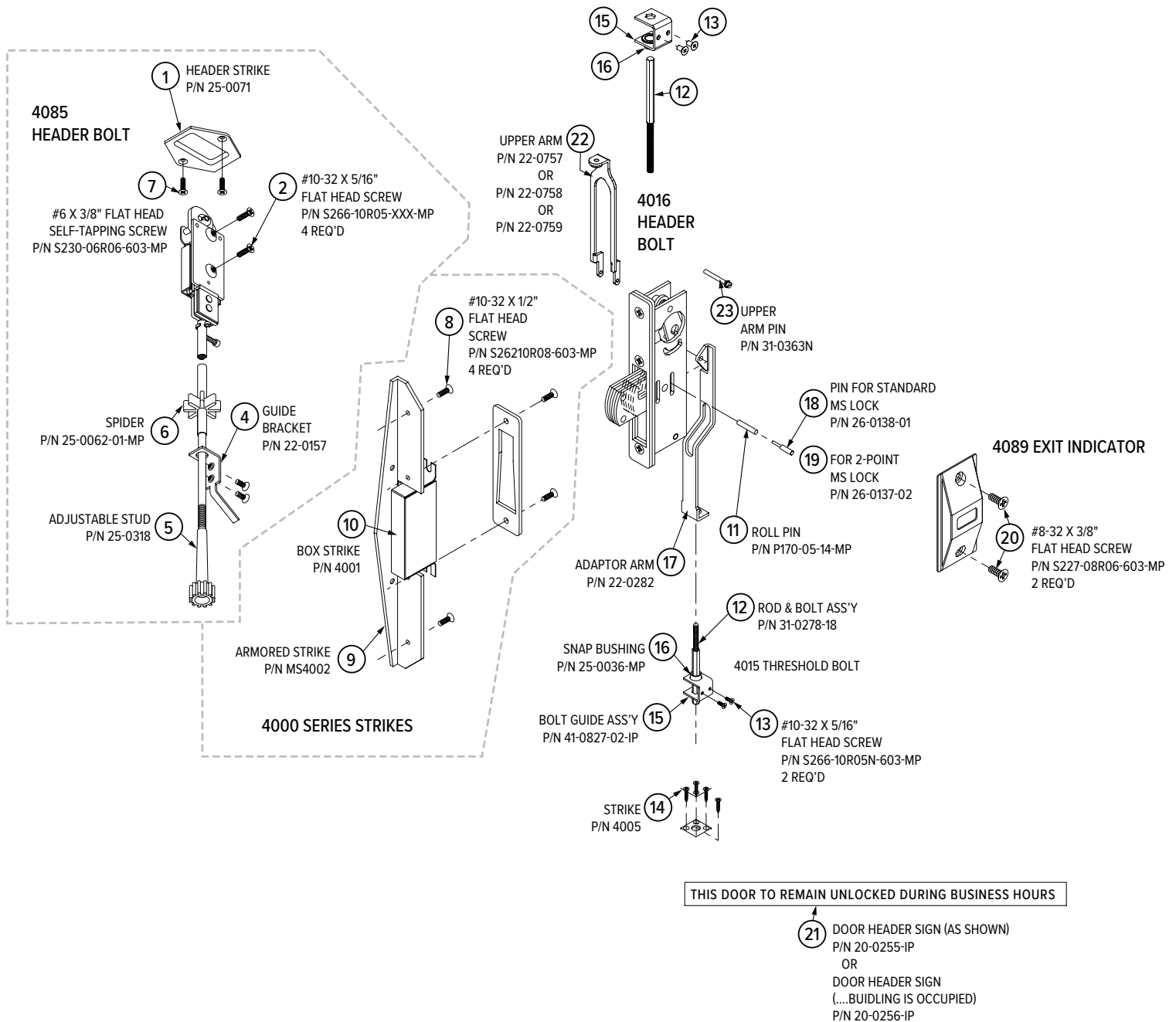
US adamsrite.com | 800 872 3267 | customerservice.adamsrite@assaabloy.com
 CANADA assaabloydss.ca | 800 461 3007 | sales.dss.ca@assaabloy.com

Patent pending and/or patent www.assaabloydss.com/patents. Copyright © 2023, Hanchett Entry Systems, Inc., an ASSA ABLOY Group company.
 All rights reserved. Reproduction in whole or in part without the express written permission of Hanchett Entry Systems, Inc. is prohibited.



MS1850

SERIES MS® ACCESSORIES



MS1850

SERIES MS® ACCESSORIES

MS1850 Series MS® Accessories

ITEM	PART NUMBER	DESCRIPTION	UNITS PKGD	2023 PRICE
4085 Header Bolt				
1	25-0071	Header strike Each	Each	\$7. ⁰⁰
2	S266-10R05N-119-MP	#10-32 × 5/16" flat head screw, 119 finish	Pkg. of 10	\$16. ⁰⁰
	S266-10R05N-603-MP	#10-32 × 5/16" flat head screw, 603 finish	Pkg. of 10	\$12. ⁰⁰
	Intentionally left blank			
4	22-0157	Guide bracket	Each	\$7. ⁰⁰
5	25-0318	Adjustable stud	Each	\$7. ⁰⁰
6	25-0062-01-MP	Spider Pkg. of 10	Each	\$26. ⁰⁰
7	S230-06R06-603-MP	#6-32 × 3/8" flat head self-tapping screw	Pkg. of 10	\$7. ⁰⁰
4000 Series Strikes				
8	S262-10R08-603-MP	#10-32 × 1/2" flat head screw	Pkg. of 10	\$8. ⁰⁰
9	MS4002	Armored strike, select 313, 335 or 628 finish	Each	LIST
10	4001	Box strike, select 313, 335 or 628 finish	Each	LIST
4015 Threshold Bolt				
11	P170-05-14-MP	Roll pin	Pkg. of 10	\$9. ⁰⁰
12	31-0278-18	Rod and bolt assembly, 4016 (cylinder height 53" max)	Each	\$31. ⁰⁰
13	S266-10R05N-603-MP	#10-32 × 5/16" flat head screw, 603 finish	Pkg. of 10	\$12. ⁰⁰
14	4005	Strike for 4015 Threshold Bolt	Each	LIST
15	41-0827-02-IP	Bolt guide assembly kit	Each	\$11. ⁰⁰
16	25-0036-MP	Snap bushing for 4016 Header Bolt	Pkg. of 10	\$22. ⁰⁰
17	22-0282	Adaptor arm, 4015, 1870, 1870HM, MS1837, 1877	Each	\$36. ⁰⁰
4089 Exit Indicator				
18	26-0138-01	Pin for standard MS deadlock	Each	\$7. ⁰⁰
19	26-0137-02	Pin for MS two-point (MS deadlock × 4015 configuration)	Each	\$8. ⁰⁰
20	S227-08R06-603-MP	#8-32 × 3/8" flat head screw	Pk. of 10	\$7. ⁰⁰
21	20-0255-IP	Header sign (...DURING BUSINESS HOURS)	Each	List
	20-0256-IP	Header sign (...BUILDING IS OCCUPIED)		
4016 Header Bolt				
22	22-0757	Upper arm 1-1/8" backset	Each	\$35. ⁰⁰
	22-0758	Upper arm 1-1/2" backset		
	22-0759	Upper arm 31/32" backset		
23	31-0363N	Upper arm pin assembly	Each	\$8. ⁰⁰

LIST = Refer to current pricelist

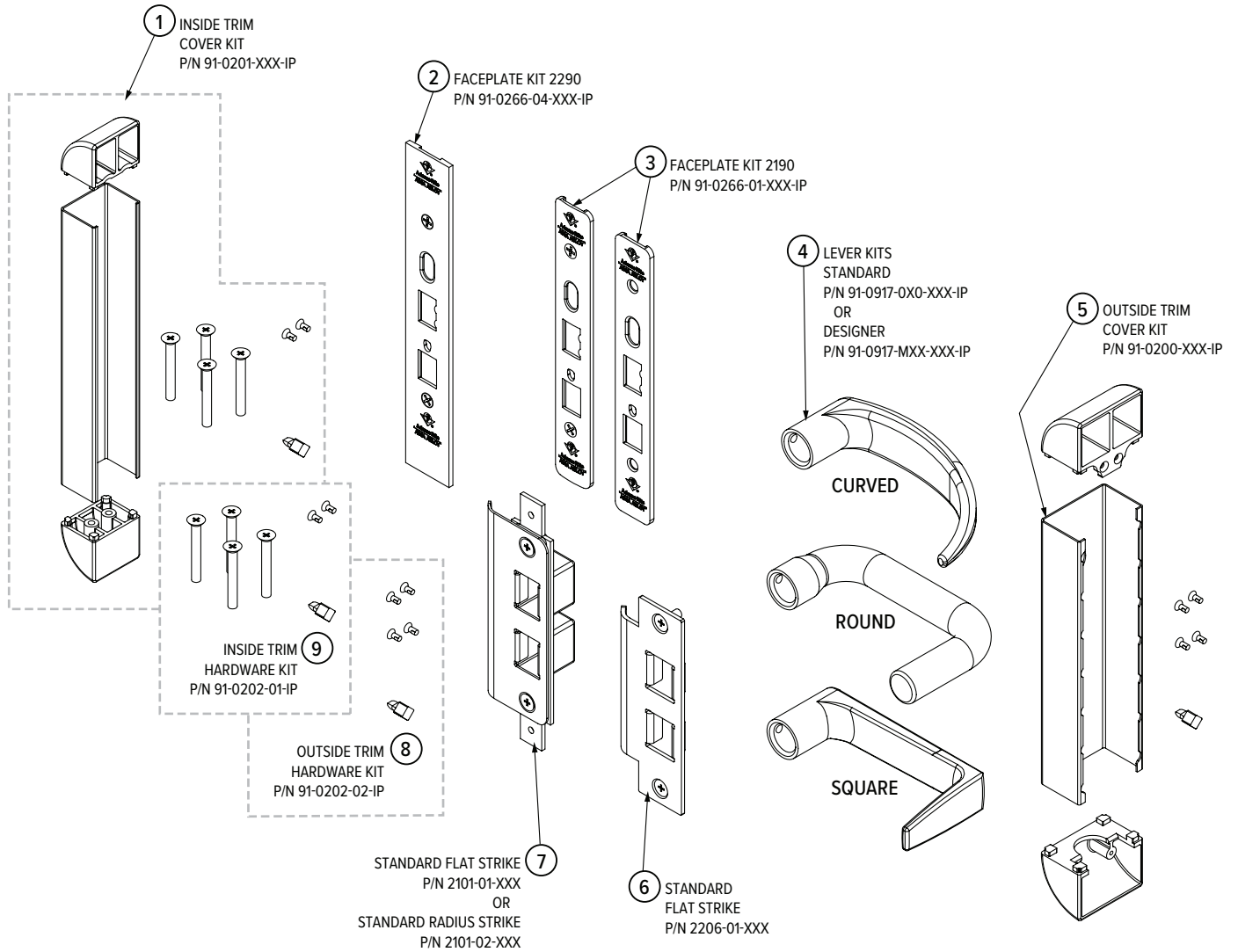
US adamsrite.com | 800 872 3267 | customerservice.adamsrite@assaabloy.com
 CANADA assaabloydss.ca | 800 461 3007 | sales.dss.ca@assaabloy.com

Patent pending and/or patent www.assaabloydss.com/patents. Copyright © 2023, Hanchett Entry Systems, Inc., an ASSA ABLOY Group company.
 All rights reserved. Reproduction in whole or in part without the express written permission of Hanchett Entry Systems, Inc. is prohibited.



2190 Dual Force®

INTERCONNECTED DEADBOLT/DEADLATCH



2190 Dual Force®

INTERCONNECTED DEADBOLT/DEADLATCH

2190 Dual Force® Interconnected Deadbolt/Deadlatch

ITEM	PART NUMBER	DESCRIPTION	UNITS PKGD	2023 PRICE
1	91-0201-US32D	Inside trim cover kit, US32D finish	Each	\$69. ⁰⁰
2	91-0266-04-313-IP	Faceplate kit for 2290, 313 finish	Each	LIST
	91-0266-04-628-IP	Faceplate kit for 2290, 628 finish		
3	91-0266-01-313-IP	Faceplate kit for 2190, 313 finish	Each	LIST
	91-0266-01-628-IP	Faceplate kit for 2190, 628 finish		
4	91-0197-010-10B-IP	Curved lever kit, 10B (613) finish	Each	\$110. ⁰⁰
	91-0197-010-US32D-IP	Curved lever kit, US32D (630) finish	Each	\$110. ⁰⁰
	91-0197-020-10B-IP	Round lever kit, 10B (613) finish	Each	\$110. ⁰⁰
	91-0197-020-US32D-IP	Round lever kit, US32D (630) finish	Each	\$110. ⁰⁰
	91-0197-030-10B-IP	Square lever kit, 10B (613) finish	Each	\$110. ⁰⁰
	91-0197-030-US32D-IP	Square lever kit, US32D (630) finish	Each	\$110. ⁰⁰
	91-0197-MD0-10B-IP	Designer lever kit, Centro Series MD, 10B (613) finish	Each	\$172. ⁰⁰
	91-0197-MD0-US32D-IP	Designer lever kit, Centro Series MD, US32D (630) finish	Each	\$172. ⁰⁰
	91-0197-ME0-10B-IP	Designer lever kit, Aventura Series ME, 10B (613) finish	Each	\$172. ⁰⁰
	91-0197-ME0-US32D-IP	Designer lever kit, Aventura Series ME, US32D (630) finish	Each	\$155. ⁰⁰
	91-0197-MG0-10B-IP	Designer lever kit, Aventura Series MG, 10B (613) finish	Each	\$171. ⁰⁰
	91-0197-MG0-US32D-IP	Designer lever kit, Aventura Series MG, US32D (630) finish	Each	\$171. ⁰⁰
	91-0197-MI0-10B-IP	Designer lever kit, Aventura Series MI, 10B (613) finish	Each	\$172. ⁰⁰
	91-0197-MI0-US32D-IP	Designer lever kit, Aventura Series MI, US32D (630) finish	Each	\$172. ⁰⁰
	91-0197-MJ0-10B-IP	Designer lever kit, Centro Series MJ, 10B (613) finish	Each	\$171. ⁰⁰
	91-0197-MJ0-US32D-IP	Designer lever kit, Centro Series MJ, US32D (630) finish	Each	\$172. ⁰⁰
	91-0197-MN7-10B-IP	Designer lever kit, Odeon Series MN, left hand, 10B (613) finish	Each	\$172. ⁰⁰
	91-0197-MN7-US32D-IP	Designer lever kit, Odeon Series MN, left hand, US32D (630) finish	Each	\$171. ⁰⁰
	91-0197-MN8-10B-IP	Designer lever kit, Odeon Series MN, right hand, 10B (613) finish	Each	\$171. ⁰⁰
	91-0197-MN8-US32D-IP	Designer lever kit, Odeon Series MN, right hand, US32D (630) finish	Each	\$172. ⁰⁰
	91-0197-MV7-10B-IP	Designer lever kit, Odeon Series MV, left hand, 10B (613) finish	Each	\$171. ⁰⁰
	91-0197-MV7-US32D-IP	Designer lever kit, Odeon Series MV, left hand, US32D (630) finish	Each	\$172. ⁰⁰
	91-0197-MV8-10B-IP	Designer lever kit, Odeon Series MV, right hand, 10B (613) finish	Each	\$171. ⁰⁰
	91-0197-MV8-US32D-IP	Designer lever kit, Odeon Series MV, right hand, US32D (630) finish	Each	\$172. ⁰⁰
	91-0197-MW0-10B-IP	Designer lever kit, Aventura Series MW, 10B (613) finish	Each	\$171. ⁰⁰
	91-0197-MW0-US32D-IP	Designer lever kit, Aventura Series MW, US32D (630) finish	Each	\$171. ⁰⁰
5	91-0200-10B-IP	Outside trim cover kit, 10B (613) finish	Each	\$76. ⁰⁰
	91-0200-US32D	Outside trim cover kit, US32D finish		
6	2206-01-121	Standard flat strike with dust box, 2290, 121 finish	Each	LIST
	2206-01-630	Standard flat strike with dust box, 2290, US32D (630) finish		
7	2101-01-121	Standard flat strike with dust box, 2190, 121 finish	Each	LIST
	2101-01-630	Standard flat strike with dust box, 2190, US32D (630) finish		
	2101-02-121	Standard radius strike with dust box, 2190, 121 finish		
	2101-02-630	Standard radius strike with dust box, 2190, US32D (630) finish		
8	91-0202-02-IP	Outside trim hardware kit, 2190	Each	\$14. ⁰⁰
9	91-0202-01-IP	Inside trim hardware kit, 2190	Each	\$11. ⁰⁰
NS	80-0180-410	Installation instructions	Each	Email Only
	80-0180-411-01	Template — inside trim		
	80-0180-411-02	Template — outside trim		

LIST = Refer to current pricelist NS = Not shown

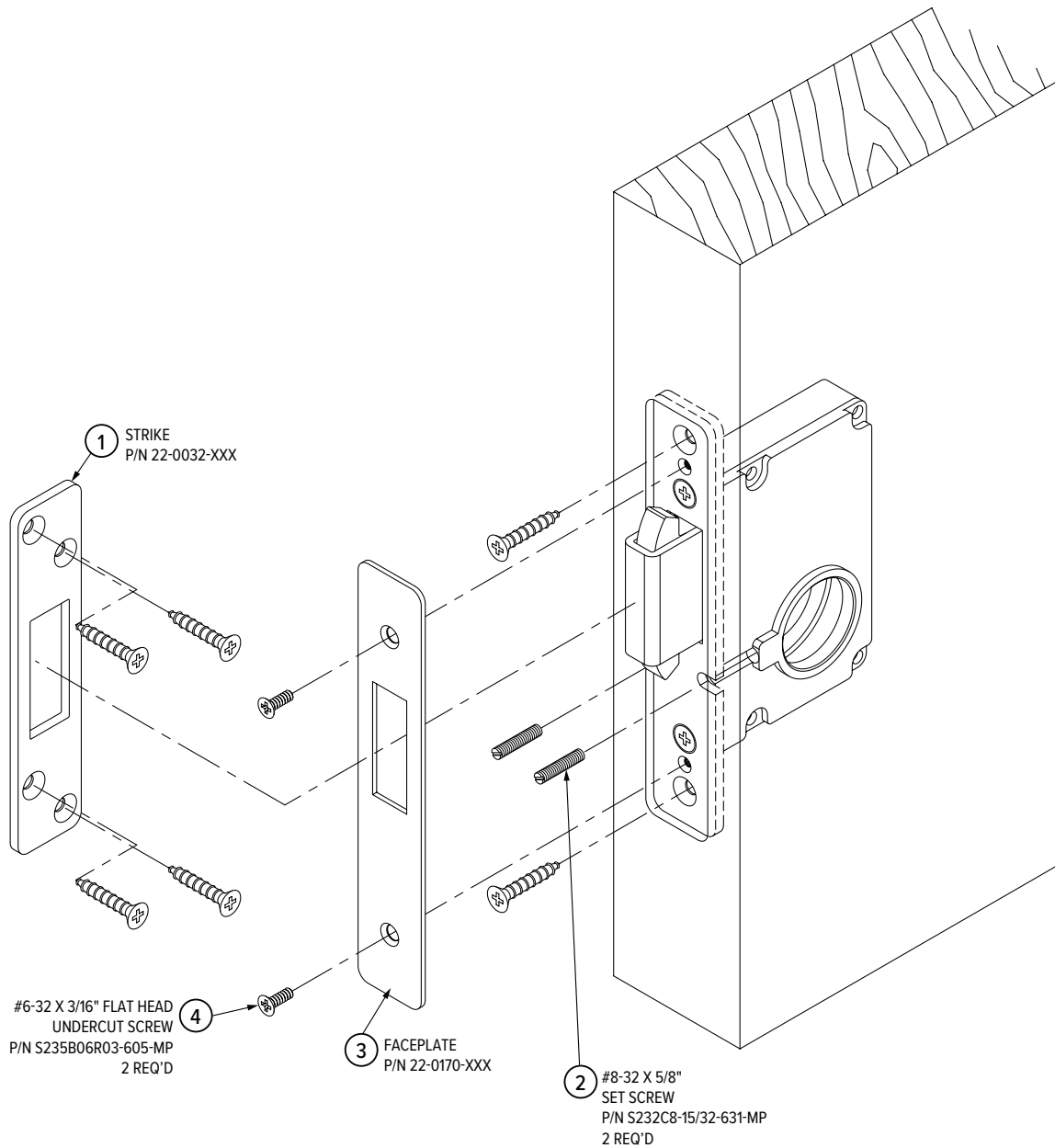
US adamsrite.com | 800 872 3267 | customerservice.adamsrite@assaabloy.com
 CANADA assaabloydss.ca | 800 461 3007 | sales.dss.ca@assaabloy.com

Patent pending and/or patent www.assaabloydss.com/patents. Copyright © 2023, Hanchett Entry Systems, Inc., an ASSA ABLOY Group company.
 All rights reserved. Reproduction in whole or in part without the express written permission of Hanchett Entry Systems, Inc. is prohibited.



2331

HEAVY DUTY DEADLOCK



2331

HEAVY DUTY DEADLOCK

2331 Heavy Duty Deadlock

ITEM	PART NUMBER	DESCRIPTION	UNITS PKGD	2023 PRICE
1	22-0032-121	Strike, 121 finish	Each	LIST
	22-0032-605	Strike, US3 (605) finish		
	22-0032-625	Strike, US26 (625) finish		
	22-0032-626	Strike, US26D (626) finish		
2	S232C8-15/32-631-MP	#8-32 × 15/32" slotted set screw	Pkg. of 10	\$14. ⁰⁰
3	22-0170-121	Faceplate kit with screws, 121 finish	Each	LIST
	22-0170-605	Faceplate kit with screws, US3 (605) finish		
	22-0170-626	Faceplate kit with screws, US26D (626) finish		
4	S235B06R03-605-MP	#6-32 × 3/16" flat head undercut screw	Each	\$8. ⁰⁰
NS	4066-03-130	Mortise thumbturn, 130 finish	Each	LIST
	4066-03-313	Mortise thumbturn, 313 finish		
	4066-03-335	Mortise thumbturn, 335 finish		

LIST = Refer to current pricelist NS = Not shown

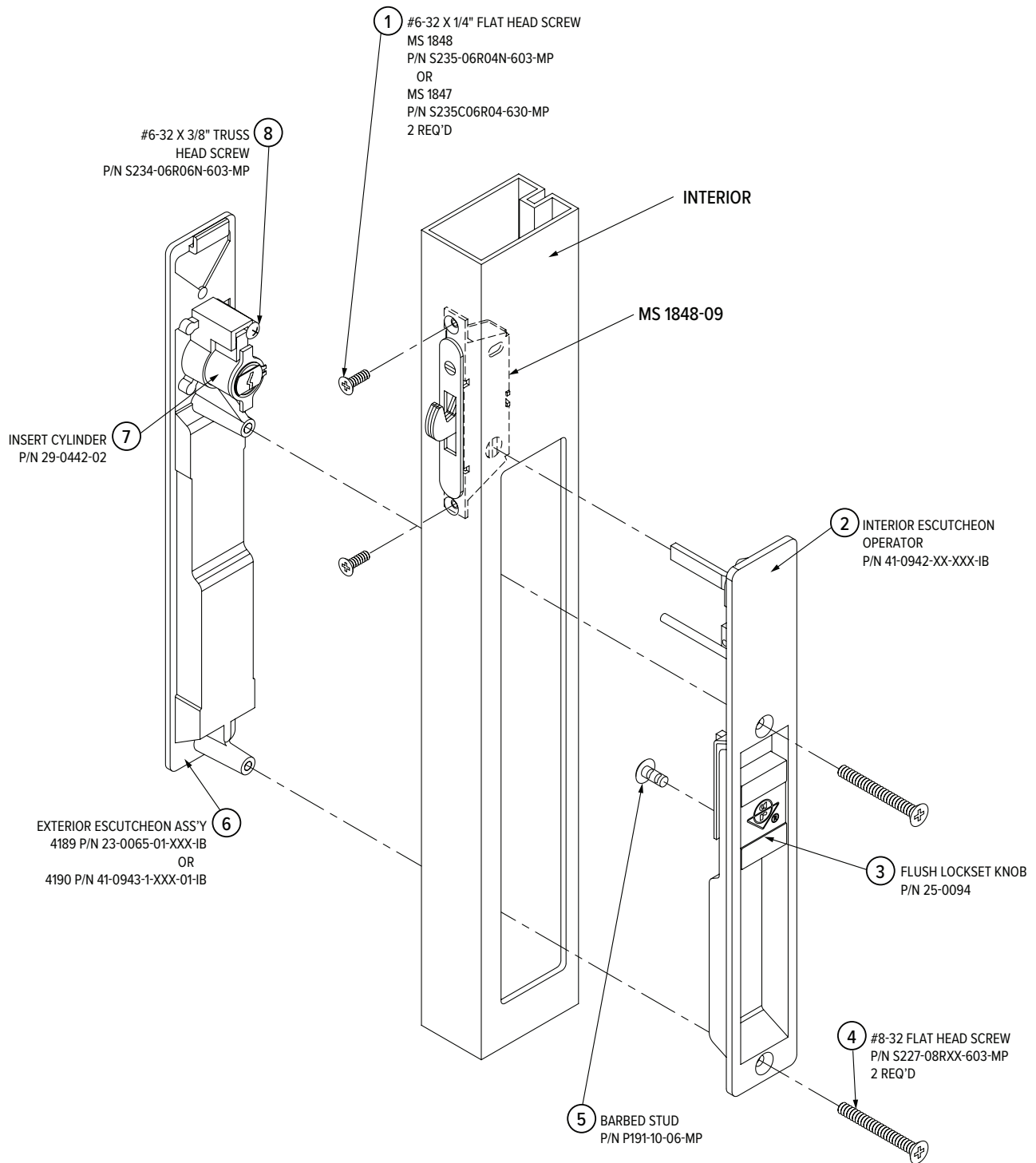
US adamsrite.com | 800 872 3267 | customerservice.adamsrite@assaabloy.com
 CANADA assaabloydss.ca | 800 461 3007 | sales.dss.ca@assaabloy.com

Patent pending and/or patent www.assaabloydss.com/patents. Copyright © 2023, Hanchett Entry Systems, Inc., an ASSA ABLOY Group company.
 All rights reserved. Reproduction in whole or in part without the express written permission of Hanchett Entry Systems, Inc. is prohibited.



4189/4190

FLUSH LOCKSETS



4189/4190

FLUSH LOCKSETS

4189/4190 Flush Locksets

ITEM	PART NUMBER	DESCRIPTION	UNITS PKGD	2023 PRICE
1	S235-06R04N-603-MP	#6-32 × 1/4" flat head screw	Pkg. of 10	\$8. ⁰⁰
	S235C06R04-630-MP	#6-32 × 1/4" flat head screw	Pkg. of 10	\$15. ⁰⁰
2	41-0942-01-119-IB	Interior escutcheon operator, 4189, 1" — 1-5/8" door, 119 finish	Each	\$53. ⁰⁰
	41-0942-01-121-IB	Interior escutcheon operator, 4189, 1" — 1-5/8" door, 121 finish		\$53. ⁰⁰
	41-0942-01-130-IB	Interior escutcheon operator, 4189, 1" — 1-5/8" door, 130 finish		\$53. ⁰⁰
	41-0942-02-119-IB	Interior escutcheon operator, 4189, 1-11/16" — 2" door		\$59. ⁰⁰
	41-0942-09-119-IB	Interior escutcheon operator, 4190, 1" — 1-3/8" door, 119 finish		\$75. ⁰⁰
	41-0942-09-130-IB	Interior escutcheon operator, 4190, 1" — 1-3/8" door, 130 finish		\$75. ⁰⁰
	41-0942-10-119-IB	Interior escutcheon operator, 4190, 1-7/16" — 1-5/8" door		\$81. ⁰⁰
	41-0942-11-119-IB	Interior escutcheon operator, 4190, 1-11/16" — 2" door, 119 finish		\$89. ⁰⁰
	41-0942-11-130-IB	Interior escutcheon operator, 4190, 1-11/16" — 2" door, 130 finish		\$89. ⁰⁰
3	25-0094	Knob	Each	\$7. ⁰⁰
4	S227-08R12-603-MP	#8 × 3/4" flat head self-tapping screw	Pkg. of 10	\$7. ⁰⁰
	S227-08R16-603-MP	#8 × 1" flat head self-tapping screw		\$8. ⁰⁰
	S227-08R22-603-MP	#8 × 1-3/8" flat head self-tapping screw		\$8. ⁰⁰
5	P191-10-06-MP	Barbed stud	Pkg. of 10	\$16. ⁰⁰
6	23-0065-01-119IB	Exterior escutcheon, 4189, 4195, 119 finish	Each	\$38. ⁰⁰
	23-0065-01-121IB	Exterior escutcheon, 4189, 4195, 121 finish		\$38. ⁰⁰
	23-0065-01-130IB	Exterior escutcheon, 4189, 4195, 130 finish		\$38. ⁰⁰
	41-0943-1-119-01-IB	Exterior escutcheon, 4190 Schlage "C", 119 finish, keyed different		\$75. ⁰⁰
	41-0943-1-130-01-IB	Exterior escutcheon, 4190 Schlage "C", 130 finish, keyed different		\$75. ⁰⁰
7	29-0442-02	Insert cylinder with 2 keys, Schlage "C" keyway, keyed different	Each	\$37. ⁰⁰
8	S234-06R06N-603-MP	#6-32 × 3/8" truss head screw	Pkg. of 10	\$11. ⁰⁰
NS	23-0066-02-119IB	Interior Escutcheon, 4195, 119 finish	Each	\$37. ⁰⁰
	23-0066-02-121IB	Interior Escutcheon, 4195, 121 finish		\$37. ⁰⁰
	23-0066-02-130IB	Interior Escutcheon, 4195, 130 finish		\$37. ⁰⁰

NS = Not shown

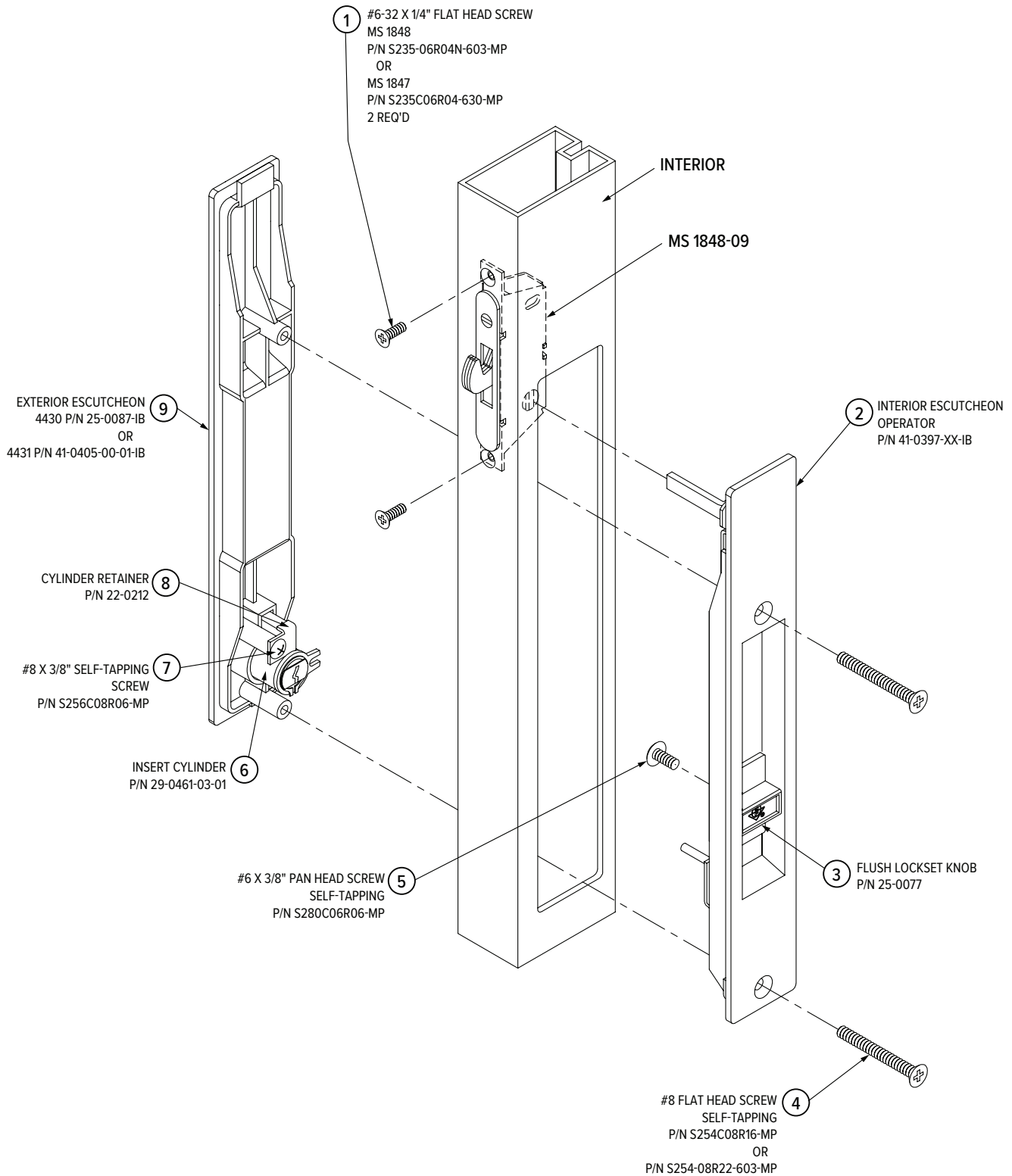
US adamsrite.com | 800 872 3267 | customerservice.adamsrite@assaabloy.com
 CANADA assaabloydss.ca | 800 461 3007 | sales.dss.ca@assaabloy.com

Patent pending and/or patent www.assaabloydss.com/patents. Copyright © 2023, Hanchett Entry Systems, Inc., an ASSA ABLOY Group company.
 All rights reserved. Reproduction in whole or in part without the express written permission of Hanchett Entry Systems, Inc. is prohibited.



4430/4431

FLUSH LOCKSETS



4430/4431

FLUSH LOCKSETS

4430/4431 Flush Locksets

ITEM	PART NUMBER	DESCRIPTION	UNITS PKGD	2023 PRICE
1	S235-06R04N-603-MP	#6-32 × 1/4" flat head screw	Pkg. of 10	\$8. ⁰⁰
	S235C06R04-630-MP	#6-32 × 1/4" flat head screw	Pkg. of 10	\$15. ⁰⁰
2	41-0397-01-IB	Interior escutcheon operator, 1" — 1-5/16" door	Each	\$58. ⁰⁰
	41-0397-02-IB	Interior escutcheon operator, 1-3/8" — 1-5/8" door	Each	\$58. ⁰⁰
	41-0397-06-IB	Interior escutcheon operator, 1-3/4" — 2" door	Each	\$58. ⁰⁰
3	25-0077	Knob	Each	\$7. ⁰⁰
4	S254C08R16-MP	#8 × 1" flat head self-tapping screw	Pkg. of 10	\$15. ⁰⁰
	S254-08R22-603-MP	#8 × 1-3/8" flat head self tapping screw	Pkg. of 10	\$11. ⁰⁰
5	S280C06R06-MP	#6 × 3/8" pan head self-tapping screw	Pkg. of 10	\$8. ⁰⁰
6	29-0461-01-01	Insert cylinder with 2 keys, Schlage "C" keyway, keyed different	Each	\$36. ⁰⁰
7	S256C08R06-MP	#8 × 3/8" self-tapping screw	Pkg. of 10	\$11. ⁰⁰
8	22-0212	Cylinder retainer	Each	\$7. ⁰⁰
9	25-0087-IB	Exterior escutcheon for 4430	Each	\$19. ⁰⁰
	41-0405-00-01-IB	Exterior escutcheon, 4431 Schlage "C" keyway, keyed different	Each	\$58. ⁰⁰
NS	25-0088-IB	Interior Escutcheon, 4432	Each	\$15. ⁰⁰
NS	25-0087-IB	Exterior Escutcheon, 4432	Each	\$19. ⁰⁰

NS = Not shown

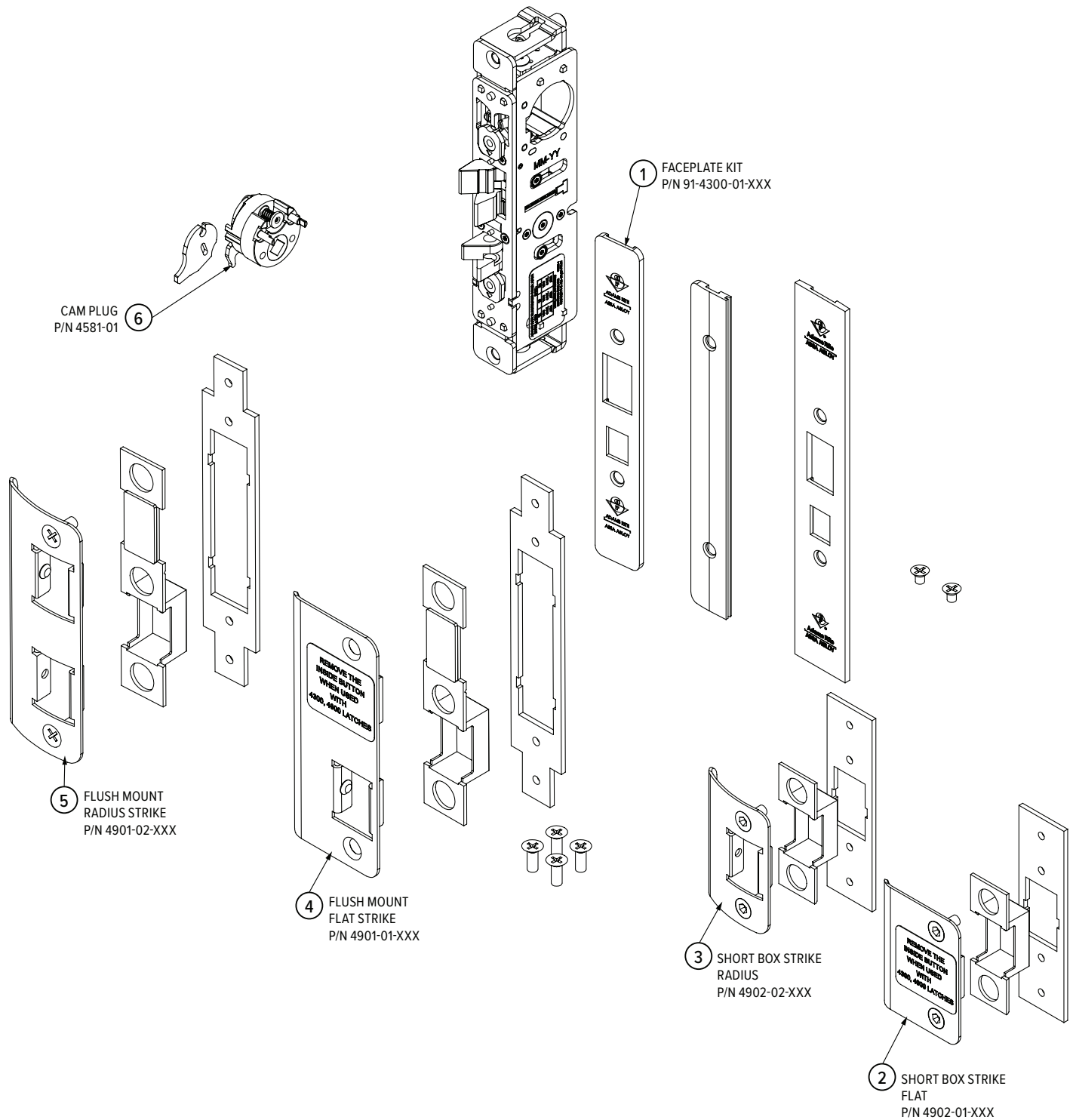
US adamsrite.com | 800 872 3267 | customerservice.adamsrite@assaabloy.com
 CANADA assaabloydss.ca | 800 461 3007 | sales.dss.ca@assaabloy.com

Patent pending and/or patent www.assaabloydss.com/patents. Copyright © 2023, Hanchett Entry Systems, Inc., an ASSA ABLOY Group company.
 All rights reserved. Reproduction in whole or in part without the express written permission of Hanchett Entry Systems, Inc. is prohibited.



4300 Steel Hawk®

ELECTRIFIED DEADLATCH



4300 Steel Hawk®

ELECTRIFIED DEADLATCH

4300 Steel Hawk® Electrified Deadlatch

ITEM	PART NUMBER	DESCRIPTION	UNITS PKGD	2023 PRICE
1	91-4300-01-313	Faceplate kit, 313 finish	Each	\$25. ⁰⁰
	91-4300-01-335	Faceplate kit, 335 finish		
	91-4300-01-628	Faceplate kit, 628 finish		
2	4902-01-119	Short box strike, flat with dust box, mounting plate, 119 finish	Each	LIST
	4902-01-121	Short box strike, flat with dust box, mounting plate, 121 finish		
	4902-01-630	Short box strike, flat with dust box, mounting plate, US32D (630) finish		
3	4902-02-119	Short box strike, radius with dust box, mounting plate, 119 finish	Each	LIST
	4902-02-121	Short box strike, radius with dust box, mounting plate, 121 finish		
	4902-02-630	Short box strike, radius with dust box, mounting plate, US32D (630) finish		
4	4901-01-119	Flush mount flat strike mortised with dust box, 119 finish	Each	LIST
	4901-01-121	Flush mount flat strike mortised with dust box, 121 finish		
	4901-01-630	Flush mount flat strike mortised with dust box, US32D (630) finish		
5	4901-02-119	Flush mount radius strike mortised with dust box, 119 finish	Each	LIST
	4901-02-121	Flush mount radius strike mortised with dust box, 121 finish		
	4901-02-630	Flush mount radius strike mortised with dust box, US32D (630) finish		
6	4581-01	Cam plug 1-3/4"	Each	LIST
NS	4304-121	Surface mount strike, 121 finish	Each	LIST
	4304-630	Surface mount strike, US32D (630) finish		
	80-0180-421	Installation instructions	Each	Email Only

LIST = Refer to current pricelist NS = Not shown

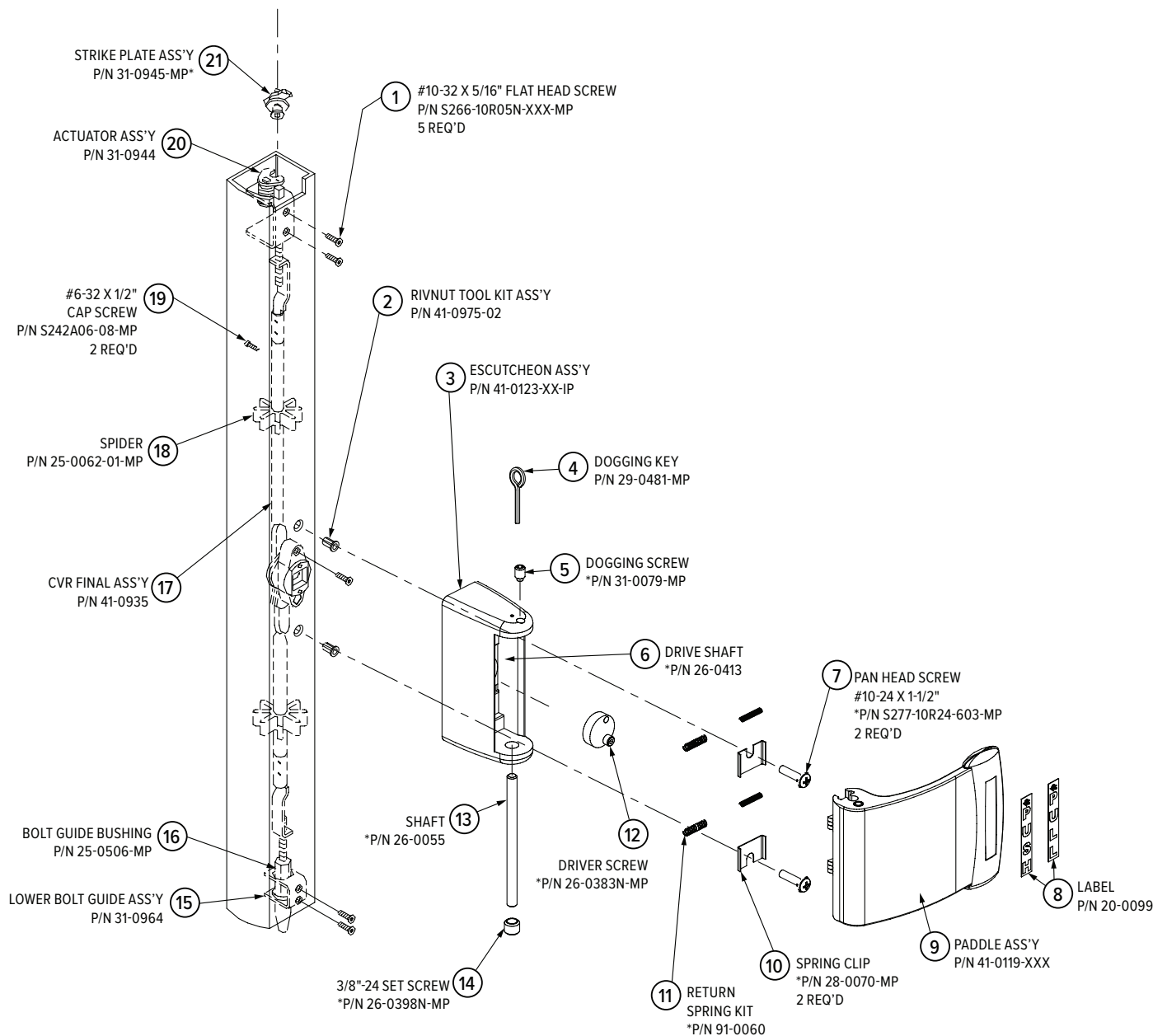
US adamsrite.com | 800 872 3267 | customerservice.adamsrite@assaabloy.com
 CANADA assaabloydss.ca | 800 461 3007 | sales.dss.ca@assaabloy.com

Patent pending and/or patent www.assaabloydss.com/patents. Copyright © 2023, Hanchett Entry Systems, Inc., an ASSA ABLOY Group company.
 All rights reserved. Reproduction in whole or in part without the express written permission of Hanchett Entry Systems, Inc. is prohibited.



4781

TWO-POINT DEADLATCH WITH PADDLE



* INCLUDED IN ESCUTCHEON ASS'Y
P/N 41-0123-XX-IP OR AVAILABLE SEPERATLY

4781

TWO-POINT DEADLATCH WITH PADDLE

4781 Two-Point Deadlatch with Paddle

ITEM	PART NUMBER	DESCRIPTION	UNITS PKGD	2023 PRICE
1	S266-10R05N-119-MP	#10-32 × 5/16" flat head screw, 119 finish	Pkg. of 10	\$16. ⁰⁰
	S266-10R05N-603-MP	#10-32 × 5/16" flat head screw, 603 finish	Pkg. of 10	\$12. ⁰⁰
2	41-0975-02	Rivnut tool kit assembly	Each	\$15. ⁰⁰
3	41-0123-02-IP	Escutcheon assembly, "PUSH" to left, comes complete with items 13-16, 19-21, 23 below	Each	\$148. ⁰⁰
	41-0123-04-IP	Escutcheon assembly, "PUSH" to right, comes complete with items 13-16, 19-21, 23 below	Each	\$148. ⁰⁰
4	29-0481-MP	Dogging key	Pkg. of 10	\$38. ⁰⁰
5	31-0079-MP	Dogging screw	Pkg. of 10	\$34. ⁰⁰
6	26-0413	Drive shaft	Each	\$16. ⁰⁰
7	S277-10R24-603-MP	#10-24 × 1-1/2" pan head screw	Pkg. of 10	\$12. ⁰⁰
8	20-0099	"PUSH" & "PULL" indicator label	Each	\$7. ⁰⁰
9	41-0119-313	Paddle assembly, 313 finish	Each	\$75. ⁰⁰
	41-0119-335	Paddle assembly, 335 finish	Each	\$75. ⁰⁰
	41-0119-628	Paddle assembly, 628 finish	Each	\$75. ⁰⁰
10	28-0070-MP	Spring clip	Pkg. of 10	\$8. ⁰⁰
11	91-0060	Return spring kit, includes all four springs	Pkg. of 4	\$11. ⁰⁰
12	26-0383N-MP	Driver screw	Pkg. of 10	\$89. ⁰⁰
13	26-0055	Shaft	Each	\$7. ⁰⁰
14	26-0398N-MP	3/8"-24 set screw	Pkg. of 10	\$33. ⁰⁰
15	31-0964	Lower bolt guide assembly	Each	\$11. ⁰⁰
16	25-0506-MP	Bolt guide bushing	Pkg. of 10	\$11. ⁰⁰
17	41-0935	CVR final assembly, complete with bolts	Each	\$201. ⁰⁰
18	25-0062-01-MP	Spider	Pkg. of 10	\$26. ⁰⁰
19	S242A06-08-MP	#6-32 × 1/2" cap screw, rod piercing	Pkg. of 10	\$15. ⁰⁰
20	31-0944	Actuator, top assembly	Each	\$41. ⁰⁰
21	31-0945	Strike plate assembly	Each	\$26. ⁰⁰
	31-0945-MP	Strike plate assembly multipack	Pkg. of 10	\$240. ⁰⁰
NS	80-0180-128	Instruction sheet, 4781	Each	Email Only
	80-0180-133	Dogging instruction sheet, 4781	Each	Email Only

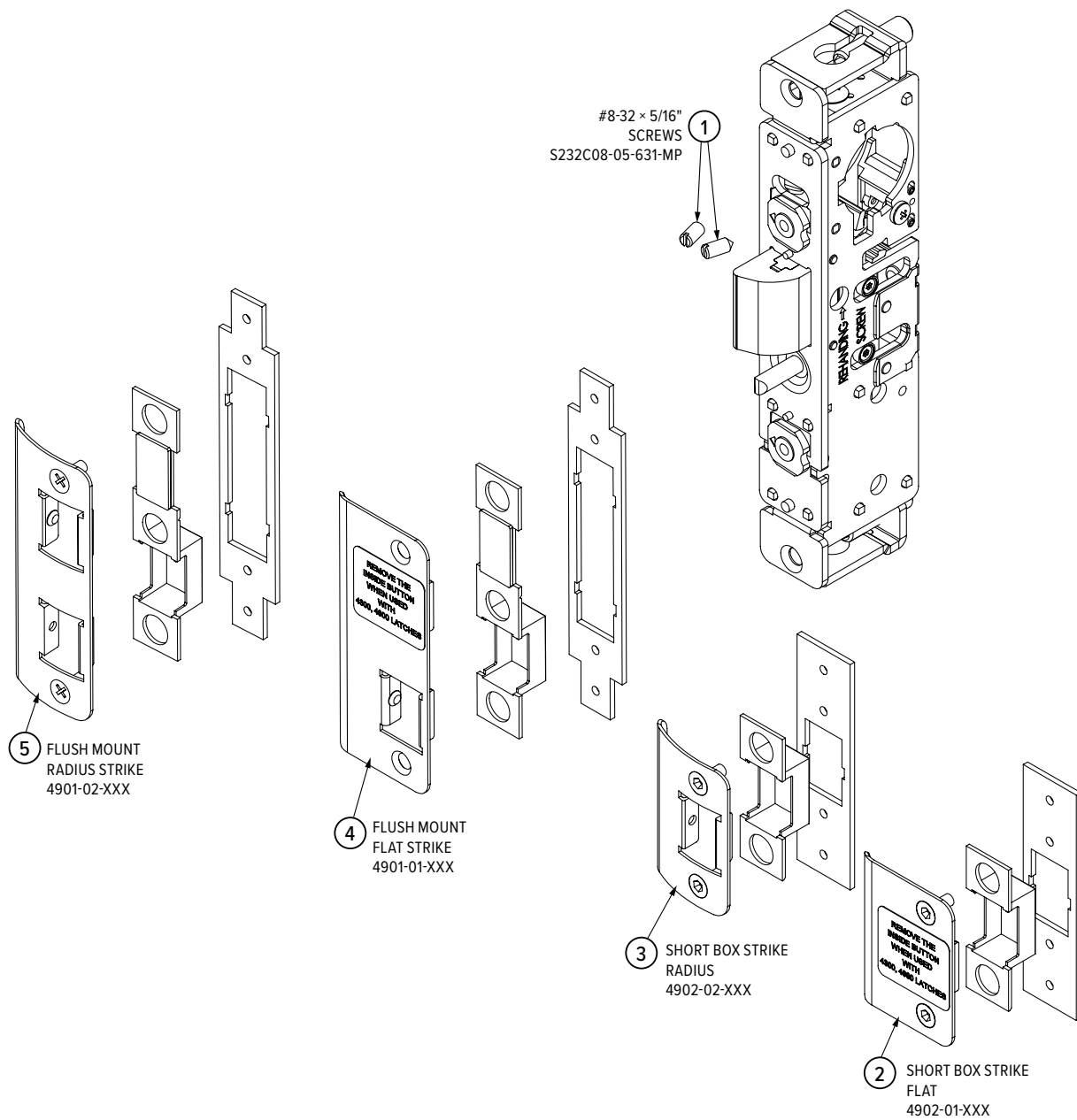
NS = Not shown

US adamsrite.com | 800 872 3267 | customerservice.adamsrite@assaabloy.com
 CANADA assaabloydss.ca | 800 461 3007 | sales.dss.ca@assaabloy.com

Patent pending and/or patent www.assaabloydss.com/patents. Copyright © 2023, Hanchett Entry Systems, Inc., an ASSA ABLOY Group company.
 All rights reserved. Reproduction in whole or in part without the express written permission of Hanchett Entry Systems, Inc. is prohibited.



HEAVY DUTY DEADLATCH



4900

HEAVY DUTY DEADLATCH

4900 Heavy Duty Deadlatch

ITEM	PART NUMBER	DESCRIPTION	UNITS PKGD	2023 PRICE
1	S232C08-05-631-MP	#8-32 x 5/16" slotted head screw for 31/32" backset	Pkg. of 10	\$14. ⁰⁰
2	4902-01-119	Short box strike, flat with dust box, mounting plate, 119 finish	Each	LIST
	4902-01-121	Short box strike, flat with dust box, mounting plate, 121 finish		
	4902-01-630	Short box strike, flat with dust box, mounting plate, US32D (630) finish		
3	4902-02-119	Short box strike, radius with dust box, mounting plate, 119 finish	Each	LIST
	4902-02-121	Short box strike, radius with dust box, mounting plate, 121 finish		
	4902-02-630	Short box strike, radius with dust box, mounting plate, US32D (630) finish		
4	4901-01-119	Flush mount flat strike mortised with dust box, 119 finish	Each	LIST
	4901-01-121	Flush mount flat strike mortised with dust box, 121 finish		
	4901-01-630	Flush mount flat strike mortised with dust box, US32D (630) finish		
5	4901-02-119	Flush mount radius strike mortised with dust box, 119 finish	Each	LIST
	4901-02-121	Flush mount radius strike mortised with dust box, 121 finish		
	4901-02-630	Flush mount radius strike mortised with dust box, US32D (630) finish		
NS	4506-02-630	Strike for use with 4920AN	Each	LIST
	91-4900-01-628	Loose parts kit, 4900	Each	\$31. ⁰⁰
	91-4920-02-628	Loose parts kit, 4920AN		

LIST = Refer to current pricelist NS = Not shown

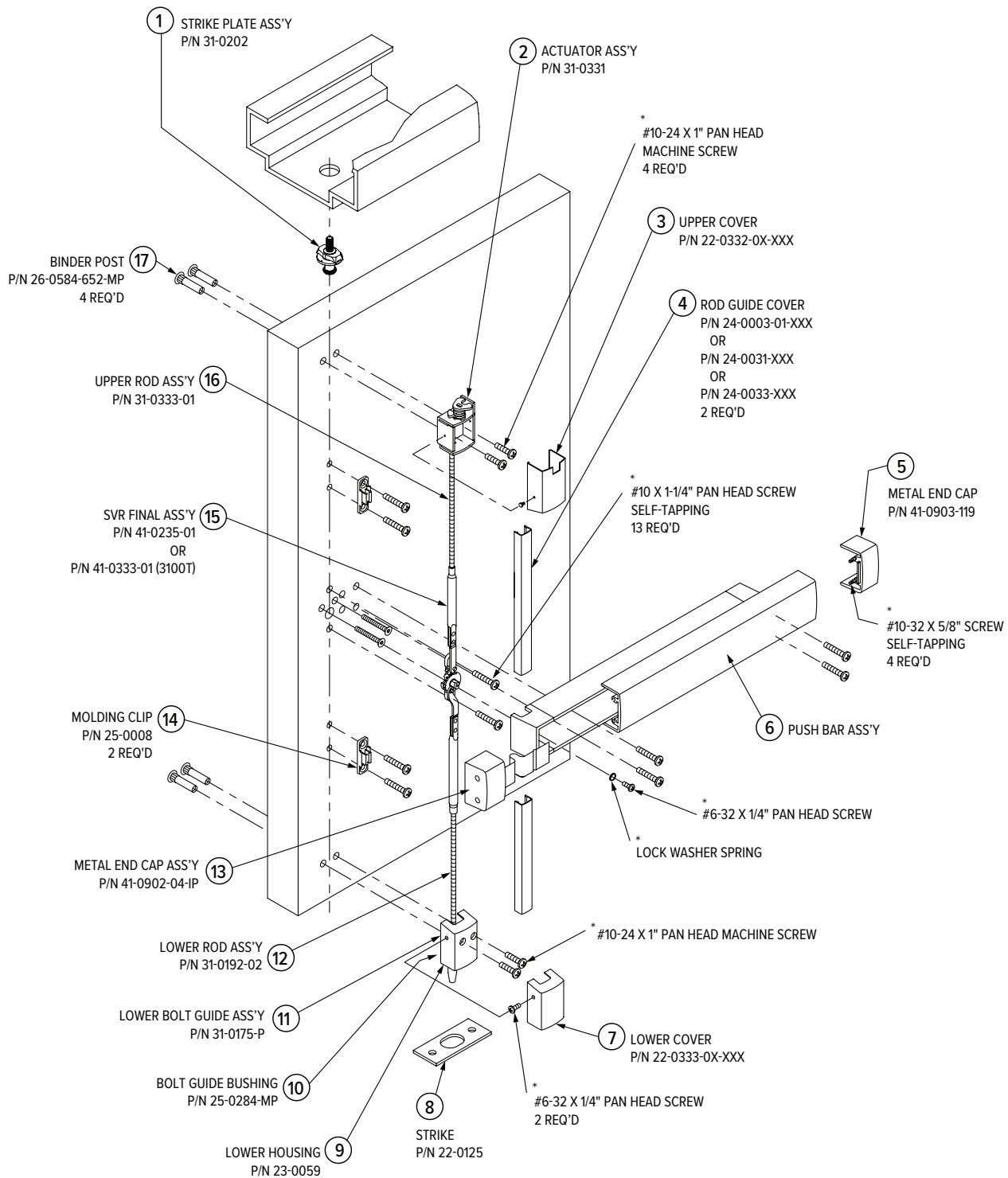
US adamsrite.com | 800 872 3267 | customerservice.adamsrite@assaabloy.com
 CANADA assaabloydss.ca | 800 461 3007 | sales.dss.ca@assaabloy.com

Patent pending and/or patent www.assaabloydss.com/patents. Copyright © 2023, Hanchett Entry Systems, Inc., an ASSA ABLOY Group company.
 All rights reserved. Reproduction in whole or in part without the express written permission of Hanchett Entry Systems, Inc. is prohibited.



3100 Series

SURFACE VERTICAL ROD EXIT DEVICE



*INCLUDED IN HARDWARE PACK
P/N 91-0831-01-XXX

3100 Series

SURFACE VERTICAL ROD EXIT DEVICE

3100 Series Surface Vertical Rod Exit Device (Including 3100T)

ITEM	PART NUMBER	DESCRIPTION	UNITS PKGD	2023 PRICE
1	31-0202	Strike plate assembly	Each	\$38. ⁰⁰
2	31-0331	Actuator assembly	Each	\$58. ⁰⁰
3	22-0332-01-313	Upper cover, 313 finish	Each	\$37. ⁰⁰
	22-0332-01-335	Upper cover, 335 finish		\$37. ⁰⁰
	22-0332-01-628	Upper cover, 628 finish		\$37. ⁰⁰
	22-0332-02-605	Upper cover, US3 (605) finish	Each	\$80. ⁰⁰
	22-0332-02-606	Upper cover, US4 (606) finish	Each	\$89. ⁰⁰
	22-0332-04-629	Upper cover, US32 (629) finish	Each	\$73. ⁰⁰
	22-0332-04-630	Upper cover, US32D (630) finish	Each	\$66. ⁰⁰
4	24-0003-01-313	Rod guide cover, 313 finish	Each	\$80. ⁰⁰
	24-0003-01-335	Rod guide cover, 335 finish		\$80. ⁰⁰
	24-0003-01-628	Rod guide cover, 628 finish		\$80. ⁰⁰
	24-0031-605	Rod guide cover, US3 (605) finish	Each	\$240. ⁰⁰
	24-0031-606	Rod guide cover, US4 (606) finish		\$240. ⁰⁰
	24-0033-629	Rod guide cover, US32 (629) finish	Each	\$131. ⁰⁰
	24-0033-630	Rod guide cover, US32D (630) finish		\$131. ⁰⁰
5	41-0903-119	End cap assembly, hinge end — metal	Each	\$27. ⁰⁰
6	3100 Push Bar — 313, 335, 628 finish	Push bar assembly: order by exit device Series (3100), door opening width and 313, 335, or 628 finish	Each	\$171. ⁰⁰
	3100 Push Bar — 630 finish	Push bar assembly: order by exit device Series (3100), door opening width and US32D (630) finish	Each	\$455. ⁰⁰
	3100 Push Bar — 605, 606, 629 finish	Push bar assembly: order by exit device Series (3100), door opening width, and US3 (605), US4 (606), US32 (629) finishes	Each	\$515. ⁰⁰
7	22-0333-01-313	Lower cover, 313 finish	Each	\$37. ⁰⁰
	22-0333-01-628	Lower cover, 628 finish		\$37. ⁰⁰
	22-0333-02-605	Lower cover, US3 (605) finish	Each	\$74. ⁰⁰
	22-0333-02-606	Lower cover, US4 (606) finish		\$74. ⁰⁰
	22-0333-04-629	Lower cover, US32 (629) finish		\$74. ⁰⁰
	22-0333-04-630	Lower cover, US32D (630) finish		\$74. ⁰⁰
8	22-0125	Strike (ANSI)	Each	\$26. ⁰⁰
9	23-0059	Lower housing	Each	\$238. ⁰⁰
10	25-0284-MP	Bolt guide bushing	Pkg. of 10	\$11. ⁰⁰
11	31-0175-P	Lower bolt guide assembly	Each	\$21. ⁰⁰
12	31-0192-02	Lower rod assembly	Each	\$45. ⁰⁰
13	41-0902-04-IP	End cap assembly, nose end — metal	Each	\$33. ⁰⁰
14	25-0008	Molding clip	Each	\$11. ⁰⁰
15	41-0235-01	SVR final assembly, complete with rods	Each	\$287. ⁰⁰
	41-0333-01	SVR final assembly, complete with rod for top rod devices	Each	\$220. ⁰⁰
16	31-0333-01	Upper rod assembly	Each	\$73. ⁰⁰
17	26-0584-652-MP	Binder post with screws	2-Pack	\$29. ⁰⁰
*	91-0831-01-335	Hardware pack for 313, 335 finishes	Each	\$14. ⁰⁰
	91-0831-01-605	Hardware pack for US3 (605), US4 (606) finishes	Each	\$22. ⁰⁰
	91-0831-01-630	Hardware pack for 628, US32 (629), US32D (630) finishes	Each	\$12. ⁰⁰
NS	80-0180-86-01	Template, 3100	Each	Email Only
	80-0180-81	Installation sheet, 3100		Email Only
	80-0180-481	Top rod, metal door installation sheet, 3100T		Email Only
	80-0180-483	Top rod, wood door installation sheet, 3100W		Email Only

NS = Not shown Note: Consult factory for doors over 54" above push bar centerline.

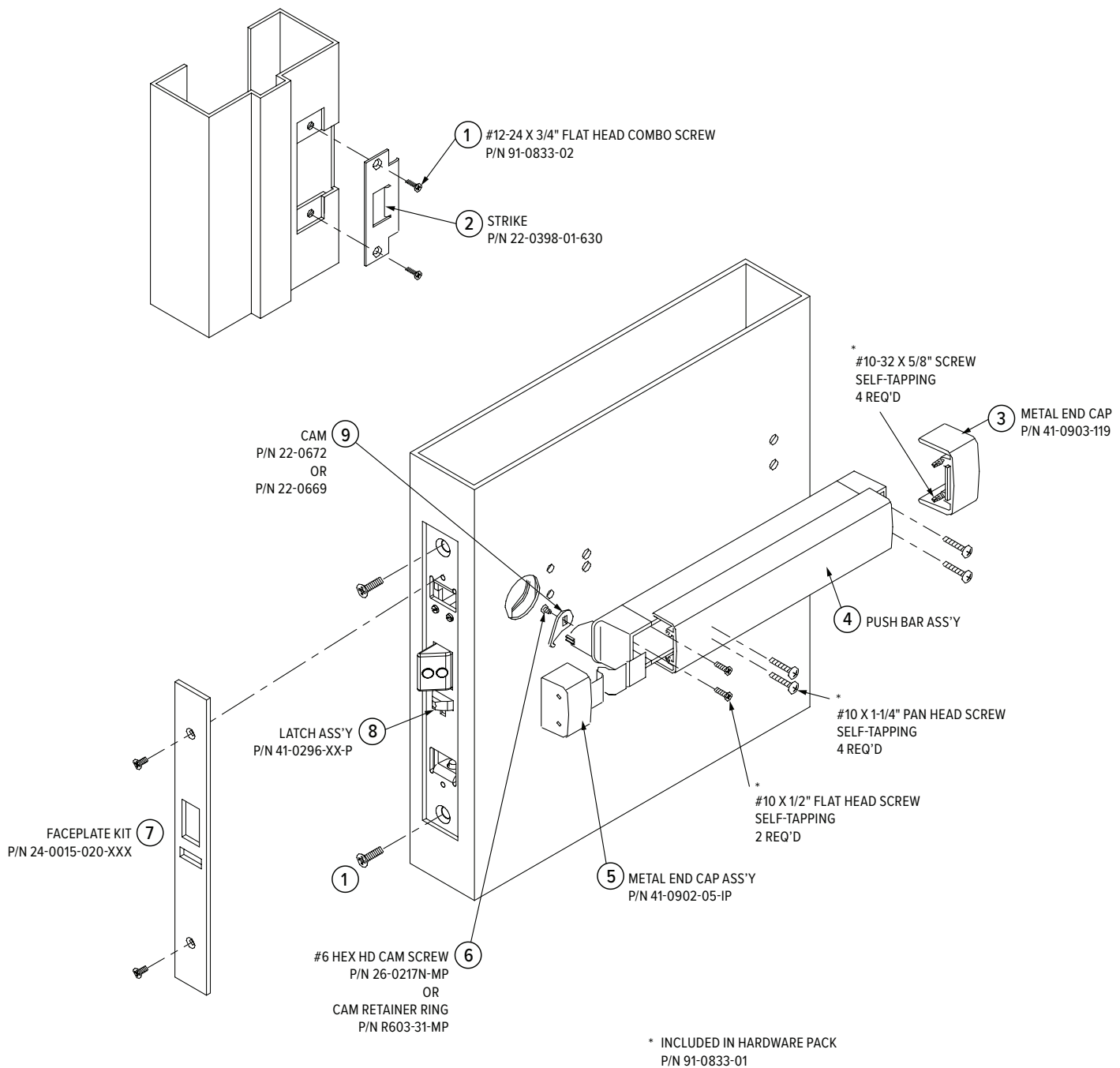
US adamsrite.com | 800 872 3267 | customerservice.adamsrite@assaabloy.com
 CANADA assaabloydss.ca | 800 461 3007 | sales.dss.ca@assaabloy.com

Patent pending and/or patent www.assaabloydss.com/patents. Copyright © 2023, Hanchett Entry Systems, Inc., an ASSA ABLOY Group company.
 All rights reserved. Reproduction in whole or in part without the express written permission of Hanchett Entry Systems, Inc. is prohibited.



3300 Series

MORTISE EXIT DEVICE



3300 Series

MORTISE EXIT DEVICE

3300 Series Mortise Exit Device

ITEM	PART NUMBER	DESCRIPTION	UNITS PKGD	2023 PRICE
1	91-0833-02	#12-24 × 3/4" flat head combo screw	Each	\$8. ⁰⁰
2	22-0398-01-630	Strike plate	Each	\$33. ⁰⁰
3	41-0903-119	End cap assembly, hinge end — metal	Each	\$27. ⁰⁰
4	3300 Push Bar — 313, 335, 628 finish	Push bar assembly: order by exit device Series (3300), door opening width and 313, 335, or 628 finish	Each	\$171. ⁰⁰
	3300 Push Bar — 630 finish	Push bar assembly: order by exit device Series (3300), door opening width and US32D (630) finish	Each	\$455. ⁰⁰
	3300 Push Bar — 605, 606, 629 finish	Push bar assembly: order by exit device Series (3300), door opening width and US3 (605), US4 (606), US32 (629) finishes	Each	\$515. ⁰⁰
5	41-0902-05-IP	End cap assembly, nose end — metal	Each	\$33. ⁰⁰
6	26-0217N-MP	#6 hex head cam screw	Pkg. of 10	\$18. ⁰⁰
	R603-31-MP	Cam retainer ring (past production)		\$19. ⁰⁰
7	24-0015-020-335	Faceplate kit with screws, 335 finish	Each	LIST
	24-0015-020-628	Faceplate kit with screws, 628 finish		
8	41-0296-01-P	Latch assembly (LHR)	Each	\$527. ⁰⁰
	41-0296-02-P	Latch assembly (RHR)		
9	22-0672	Cam (latchbolt retract), screw attachment	Each	\$7. ⁰⁰
	22-0669	Cam (latchbolt retract), retainer clip attachment	Each	\$8. ⁰⁰
*	91-0833-01	Hardware pack	Each	\$12. ⁰⁰
NS	80-0180-122-01	Device template, 3300	Each	Email Only
	80-0180-122-02	Strike template, 3300		
	80-0180-83	Installation sheet, 3300		

LIST = Refer to current pricelist NS = Not shown

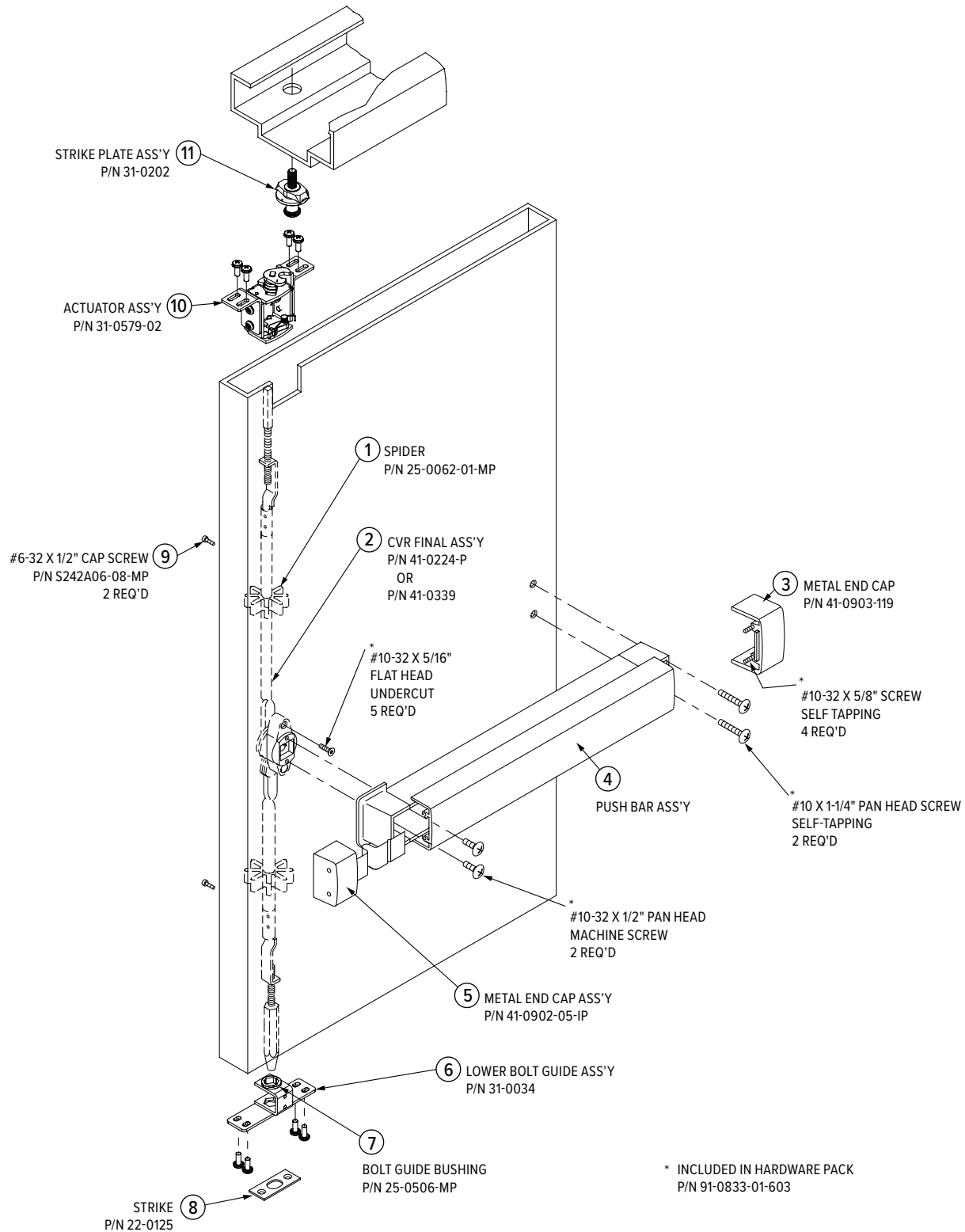
US adamsrite.com | 800 872 3267 | customerservice.adamsrite@assaabloy.com
 CANADA assaabloydss.ca | 800 461 3007 | sales.dss.ca@assaabloy.com

Patent pending and/or patent www.assaabloydss.com/patents. Copyright © 2023, Hanchett Entry Systems, Inc., an ASSA ABLOY Group company.
 All rights reserved. Reproduction in whole or in part without the express written permission of Hanchett Entry Systems, Inc. is prohibited.



3600 Series

CONCEALED VERTICAL ROD



3600 Series

CONCEALED VERTICAL ROD

3600 Series Metal Door Concealed Vertical Rod (Including 3600T)

ITEM	PART NUMBER	DESCRIPTION	UNITS PKGD	2023 PRICE
1	25-0062-01-MP	Spider	Pkg. of 10	\$26. ⁰⁰
2	41-0224-P	CVR final assembly, complete with bolts	Each	\$187. ⁰⁰
	41-0339	CVR final assembly, complete with bolt for top rod devices	Each	\$208. ⁰⁰
3	41-0903-119	End cap assembly, hinge end — metal	Each	\$27. ⁰⁰
4	3600 Push Bar — 313, 335, 628 finish	Push bar assembly: order by exit device Series (3600), door opening width and 313, 335, or 628 finish	Each	\$171. ⁰⁰
	3600 Push Bar — 630 finish	Push bar assembly: order by exit device Series (3600), door opening width and US32D (630) finish	Each	\$455. ⁰⁰
	3600 Push Bar — 605, 606, 629 finish	Push bar assembly: order by exit device Series (3600), door opening width and US3 (605), US4 (606), US32 (629) finishes	Each	\$515. ⁰⁰
5	41-0902-05-IP	End cap assembly, nose end — metal	Each	\$33. ⁰⁰
6	31-0034	Lower bolt guide assembly	Each	\$13. ⁰⁰
7	25-0506-MP	Bolt guide bushing	Pkg. of 10	\$11. ⁰⁰
8	22-0125	Strike (ANSI)	Each	\$26. ⁰⁰
9	S242A06-08-MP	#6-32 × 1/2" cap screw, rod piercing	Pkg. of 10	\$15. ⁰⁰
10	31-0579-02	Top actuator assembly	Each	\$131. ⁰⁰
11	31-0202	Strike plate assembly	Each	\$38. ⁰⁰
*	91-0836-01-603	Hardware pack	Each	\$17. ⁰⁰
NS	80-0180-87-01	Exit device template, 3600	Each	Email Only
	80-0180-87-02	Strike template, 3600		
	80-0180-487-01	Exit device template, 3600T		
	80-0180-487-02	Strike template, 3600T		
	80-0180-84	Installation sheet, 3600		
	80-0180-486	Installation sheet, 3600T		

NS = Not shown

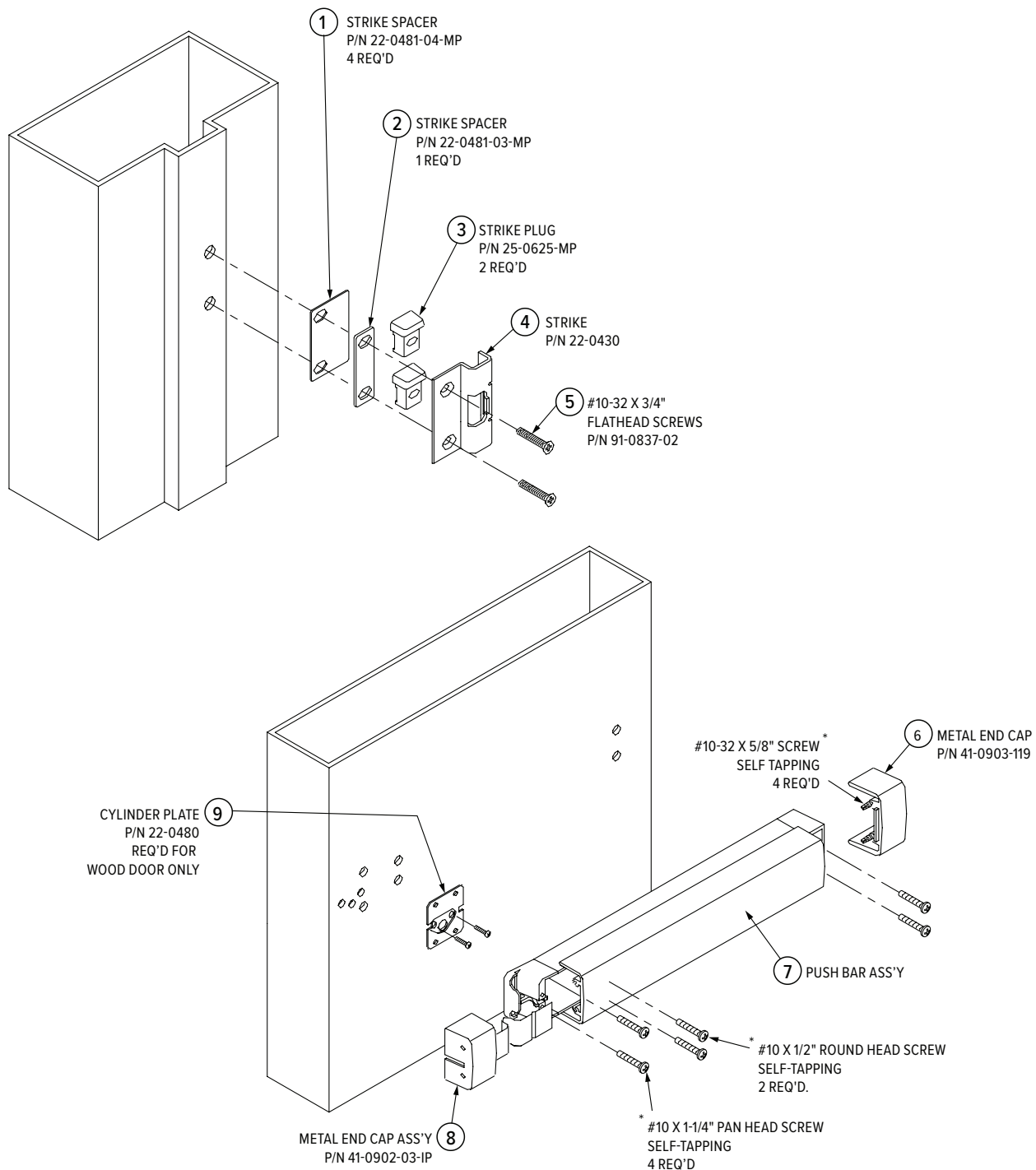
US adamsrite.com | 800 872 3267 | customerservice.adamsrite@assaabloy.com
 CANADA assaabloydss.ca | 800 461 3007 | sales.dss.ca@assaabloy.com

Patent pending and/or patent www.assaabloydss.com/patents. Copyright © 2023, Hanchett Entry Systems, Inc., an ASSA ABLOY Group company.
 All rights reserved. Reproduction in whole or in part without the express written permission of Hanchett Entry Systems, Inc. is prohibited.



3700 Series

RIM EXIT DEVICE



* INCLUDED IN HARDWARE PACK
P/N 91-0837-01

3700 Series

RIM EXIT DEVICE

3700 Series Rim Exit Device

ITEM	PART NUMBER	DESCRIPTION	UNITS PKGD	2023 PRICE
1	22-0481-04-MP	Strike spacer	Pkg. of 10	\$27. ⁰⁰
2	22-0481-03-MP	Strike spacer	Pkg. of 10	\$27. ⁰⁰
3	25-0625-MP	Strike plug	Pkg. Of 2	\$14. ⁰⁰
4	22-0430	Strike	Each	\$13. ⁰⁰
5	91-0837-02	#10-32 × 3/4" flat head screws	Pkg. of 2	\$8. ⁰⁰
6	41-0903-119	End cap assembly, hinge end — metal	Each	\$27. ⁰⁰
7	3700 Push Bar — 313, 335, 628 finish	Push bar assembly: order by exit device Series (3700), door opening width and 313, 335, or 628 finish	Each	\$171. ⁰⁰
	3700 Push Bar — 630 finish	Push bar assembly: order by exit device Series (3700), door opening width and US32D (630) finish	Each	\$455. ⁰⁰
	3700 Push Bar — 605, 606, 629 finish	Push bar assembly: order by exit device Series (3700), door opening width and US3 (605), US4 (606), US32 (629) finishes	Each	\$515. ⁰⁰
8	41-0902-03-IP	End cap assembly, latch end — metal	Each	\$33. ⁰⁰
9	22-0480	Cylinder plate for wood door applications	Each	\$14. ⁰⁰
*	91-0837-01	Hardware pack	Each	\$8. ⁰⁰
NS	80-0180-124-01	Device template, 3700	Each	Email Only
	80-0180-124-02	Strike template, 3700		
	80-0180-85	Installation sheet, 3700		

NS = Not shown

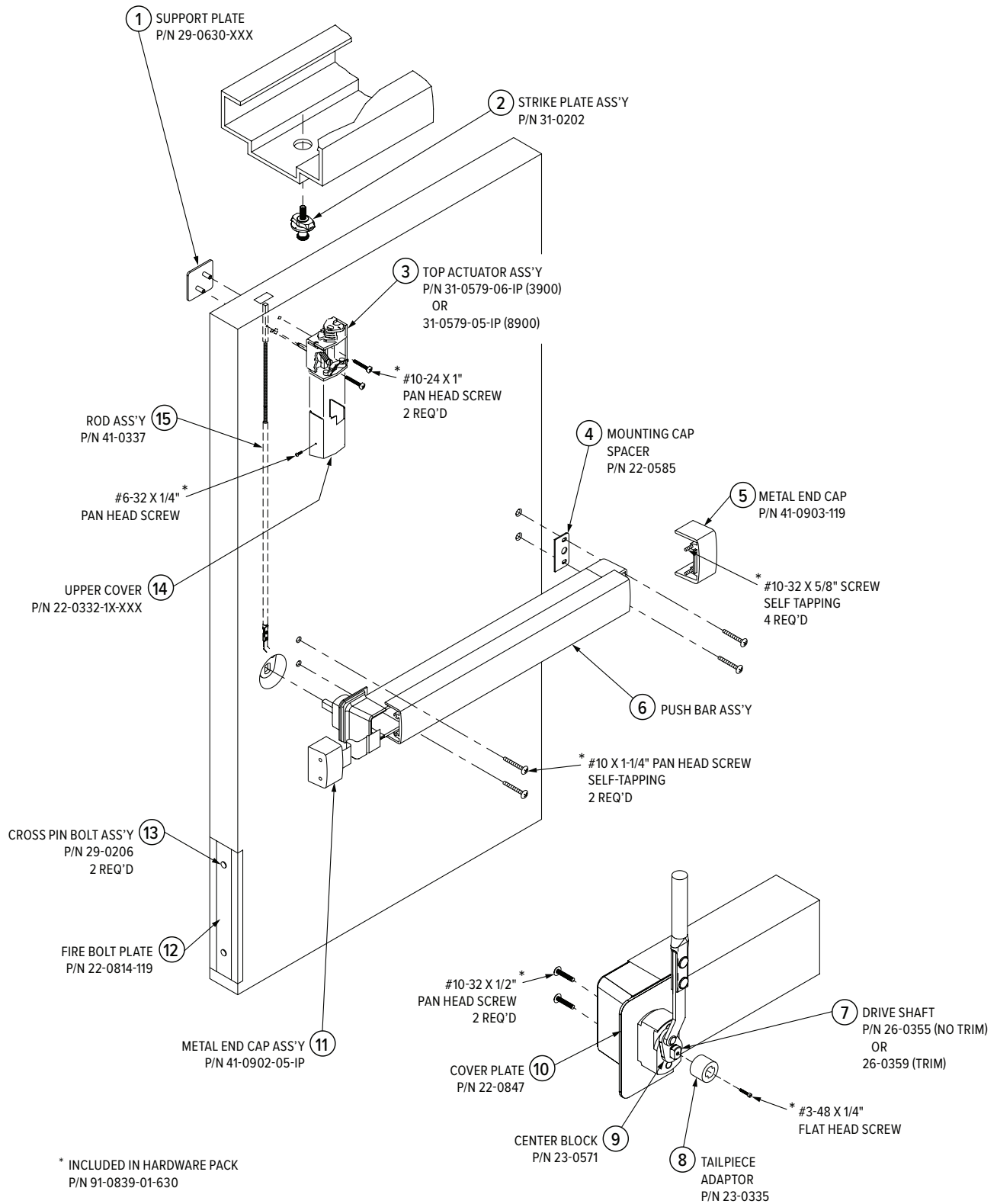
US adamsrite.com | 800 872 3267 | customerservice.adamsrite@assaabloy.com
 CANADA assaabloydss.ca | 800 461 3007 | sales.dss.ca@assaabloy.com

Patent pending and/or patent www.assaabloydss.com/patents. Copyright © 2023, Hanchett Entry Systems, Inc., an ASSA ABLOY Group company.
 All rights reserved. Reproduction in whole or in part without the express written permission of Hanchett Entry Systems, Inc. is prohibited.



3900/8900 Series

SURFACE CONCEALED VERTICAL ROD



3900/8900 Series

SURFACE CONCEALED VERTICAL ROD

3900/8900 Series Wood Door Surface Concealed Vertical Rod

ITEM	PART NUMBER	DESCRIPTION	UNITS PKGD	2023 PRICE
1	29-0630-121	Support plate, 121 finish	Each	\$94. ⁰⁰
	29-0630-626	Support plate, US26D (626) finish	Each	\$107. ⁰⁰
2	31-0202	Strike plate assembly	Each	\$38. ⁰⁰
3	31-0579-06	Top actuator assembly, 3900	Each	\$166. ⁰⁰
	31-0579-05	Top actuator assembly, 8900	Each	\$150. ⁰⁰
4	22-0585	Mounting cap spacer	Each	\$8. ⁰⁰
5	41-0903-119	End cap assembly, hinge end — metal	Each	\$27. ⁰⁰
6	3900 Push Bar — 313, 335, 628 finish	Push bar assembly: order by exit device Series (3900/8900), door opening width and 313, 335, or 628 finish	Each	\$171. ⁰⁰
	3900 Push Bar — 630 finish	Push bar assembly: order by exit device Series (3900/8900), door opening width and US32D (630) finish	Each	\$455. ⁰⁰
	3900 Push Bar — 605, 606, 629 finish	Push bar assembly: order by exit device Series (3900/8900), door opening width and and US3 (605), US4 (606), US32 (629) finishes	Each	\$515. ⁰⁰
7	26-0355	Drive shaft (no trim)	Each	\$53. ⁰⁰
	26-0359	Drive shaft (trim)		\$53. ⁰⁰
8	23-0335	Tailpiece adapter	Each	\$9. ⁰⁰
9	23-0571	Center block	Each	\$31. ⁰⁰
10	22-0847	Cover plate	Each	\$8. ⁰⁰
11	41-0902-05-IP	End cap assembly, nose end — metal	Each	\$33. ⁰⁰
12	22-0814-119	Fire bolt plate	Each	\$58. ⁰⁰
13	29-0206	Cross pin bolt assembly	Each	\$89. ⁰⁰
14	22-0332-11-313	Upper cover, 313 finish	Each	\$60. ⁰⁰
	22-0332-11-335	Upper cover, 335 finish		\$60. ⁰⁰
	22-0332-11-628	Upper cover, 628 finish		\$60. ⁰⁰
	22-0332-14-629	Upper cover, US32 (629) finish	Each	\$94. ⁰⁰
	22-0332-14-630	Upper cover, US32D (630) finish		\$94. ⁰⁰
15	41-0337	Rod assembly	Each	\$111. ⁰⁰
*	91-0839-01-630	Hardware pack	Each	\$22. ⁰⁰
NS	80-0180-392	Door template, 3900/8900	Each	Email Only
	80-0180-390	Installation sheet, 3900/8900		
	80-0180-86-02	Frame template, 3900/8900		

NS = Not shown Note: Consult factory for doors over 54" above push bar centerline.

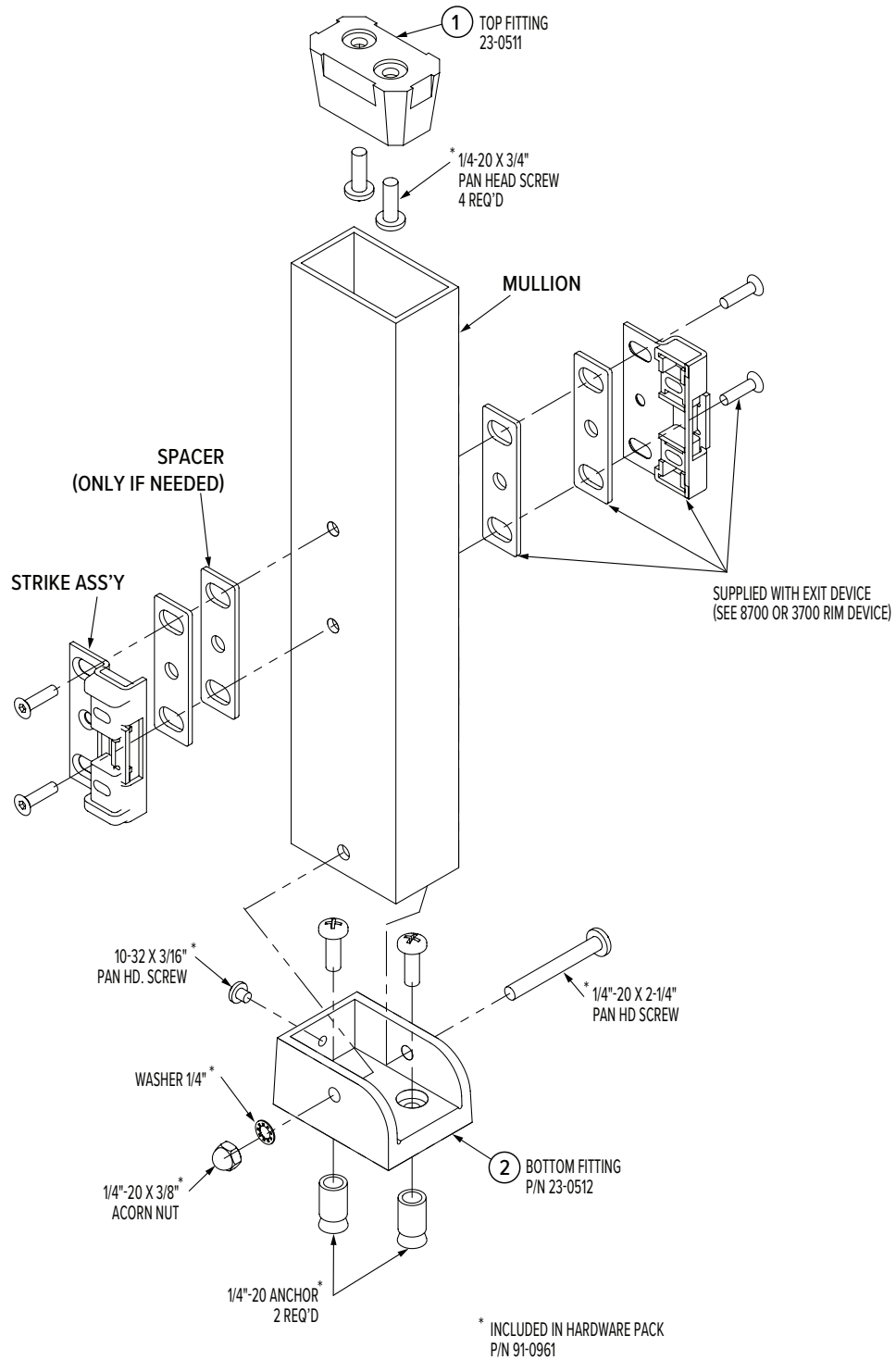
US adamsrite.com | 800 872 3267 | customerservice.adamsrite@assaabloy.com
 CANADA assaabloydss.ca | 800 461 3007 | sales.dss.ca@assaabloy.com

Patent pending and/or patent www.assaabloydss.com/patents. Copyright © 2023, Hanchett Entry Systems, Inc., an ASSA ABLOY Group company.
 All rights reserved. Reproduction in whole or in part without the express written permission of Hanchett Entry Systems, Inc. is prohibited.



3889

MULLION



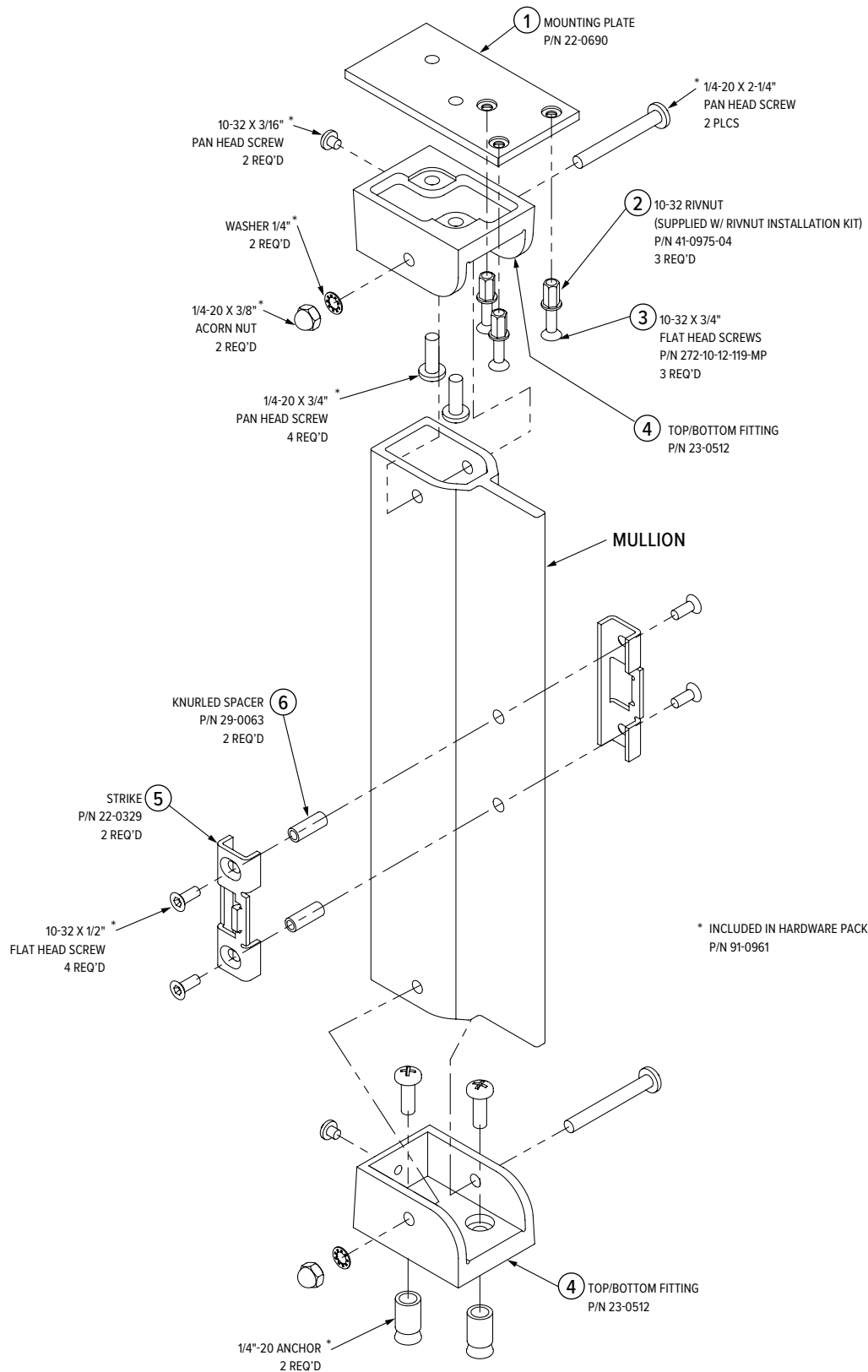
3889 Removable Mullion for Hollow Metal or Wood Doors

ITEM	PART NUMBER	DESCRIPTION	UNITS PKGD	2023 PRICE
1	23-0511	Top fitting	Each	\$107. ⁰⁰
2	23-0512	Bottom fitting	Each	\$111. ⁰⁰
NS	91-0961	Hardware pack	Each	\$17. ⁰⁰

NS = Not shown

3890

MULLION



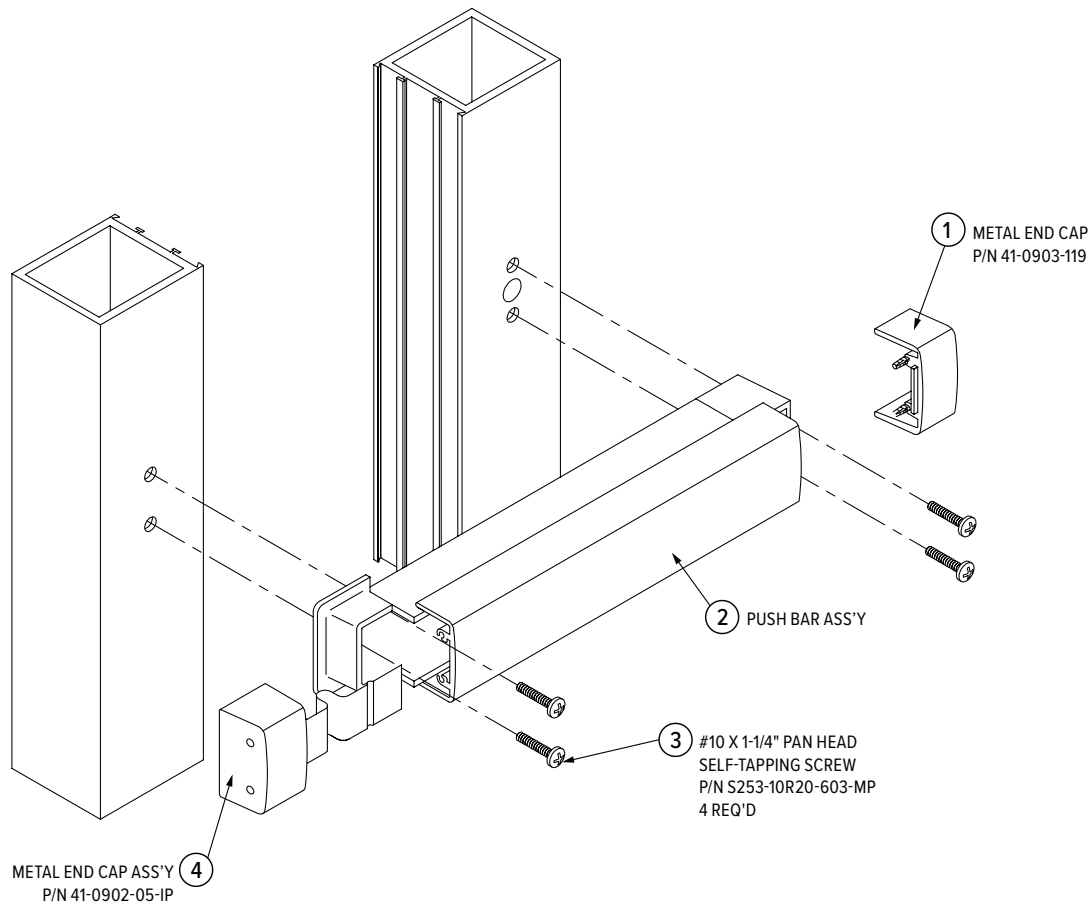
3890 Removable Mullion for Aluminum Doors

ITEM	PART NUMBER	DESCRIPTION	UNITS PKGD	2023 PRICE
1	22-0690	Mounting plate	Each	\$80. ⁰⁰
2	41-0975-04	Rivnut tool kit assembly	Each	\$17. ⁰⁰
3	S272-10-12-119-MP	#10-32 × 3/4" flat head screw	Pkg. of 10	\$11. ⁰⁰
4	23-0512	Bottom fitting	Each	\$111. ⁰⁰
5	22-0329	Strike	Each	\$20. ⁰⁰
6	29-0063	Knurled spacer	Each	\$31. ⁰⁰
NS	91-0961	Hardware pack	Each	\$17. ⁰⁰

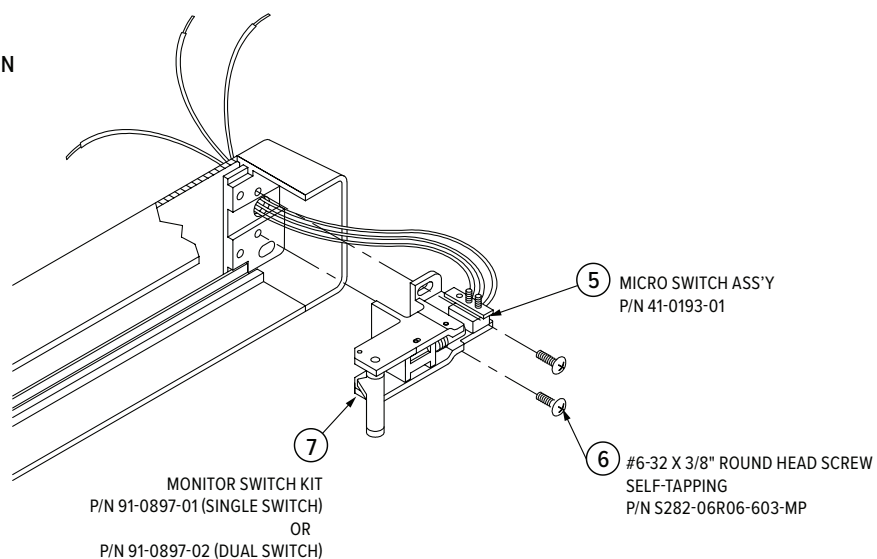
NS = Not shown

8099/8099M

DUMMY PUSHBAR



MONITORING OPTION



8099/8099M

DUMMY PUSHBAR

8099/8099M Dummy Pushbar

ITEM	PART NUMBER	DESCRIPTION	UNITS PKGD	2023 PRICE
1	41-0903-119	End cap assembly, hinge end — metal	Each	\$27. ⁰⁰
2	8099 Push Bar — 313, 335, 628 finish	Push bar assembly: order by exit device Series (8099M only), door opening width and 313, 335, or 628 finish	Each	\$171. ⁰⁰
	8099 Push Bar — 630 finish	Push bar assembly: order by exit device Series (8099M only), door opening width and US32D (630) finish	Each	\$455. ⁰⁰
	8099 Push Bar — 605, 606, 629 finish	Push bar assembly: order by exit device Series (8099M only), door opening width and US3 (605), US4 (606), US32 (629) finishes	Each	\$515. ⁰⁰
3	S253-10R20-603-MP	#10 × 1-1/4" pan head self-tapping screw	Pkg. of 10	\$11. ⁰⁰
4	41-0902-05-IP	End cap assembly, nose end — metal	Each	\$33. ⁰⁰
5	41-0193-01	Microswitch assembly with wires	Each	\$88. ⁰⁰
6	S282-06R06-603-MP	#6-32 × 3/8" round head self-tapping screw	Pkg. of 10	\$11. ⁰⁰
7	91-0897-01	Single switch monitor kit (includes: monitor switch assembly, screws, wire nuts and installation instructions)	Each	LIST
	91-0897-02	Dual switches monitor kit (includes: monitor switch assembly, screws, wire nuts and installation instructions)		
NS	80-0180-050	Installation sheet 8099	Each	Email Only
	80-0180-250	Installation sheet 8099M		
	80-0180-148	Wiring instruction sheet, 8099M		
	S292-10R10-603-MP	#10-32 × 5/8" self-tapping screw for end cap	Pkg. of 10	\$12. ⁰⁰

LIST = Refer to current pricelist NS = Not shown

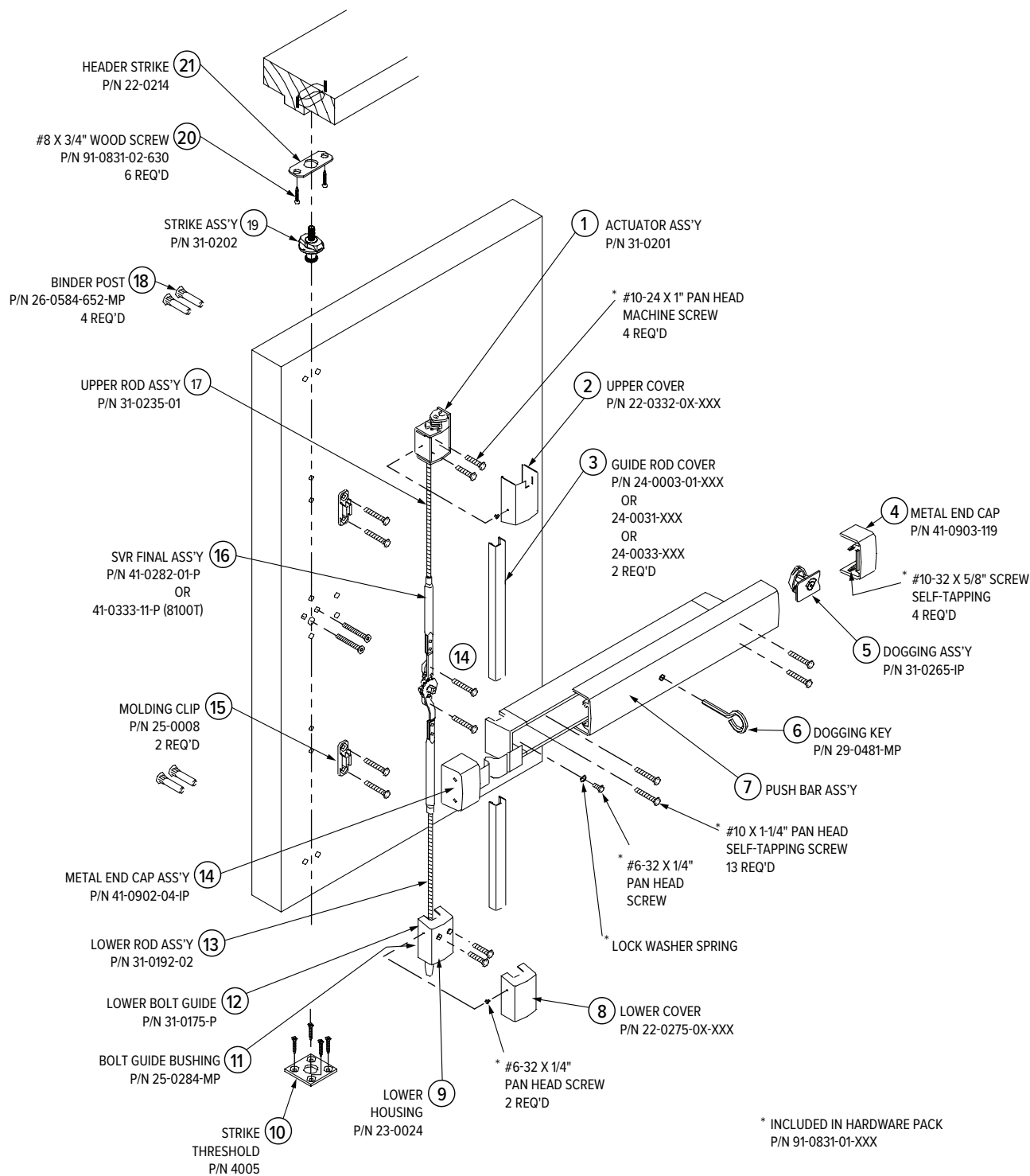
US adamsrite.com | 800 872 3267 | customerservice.adamsrite@assaabloy.com
 CANADA assaabloydss.ca | 800 461 3007 | sales.dss.ca@assaabloy.com

Patent pending and/or patent www.assaabloydss.com/patents. Copyright © 2023, Hanchett Entry Systems, Inc., an ASSA ABLOY Group company.
 All rights reserved. Reproduction in whole or in part without the express written permission of Hanchett Entry Systems, Inc. is prohibited.



8100 Series

SURFACE VERTICAL ROD



8100 Series Surface Vertical Rod Exit Device

8100 Series SURFACE VERTICAL ROD

ITEM	PART NUMBER	DESCRIPTION	UNITS PKGD	2023 PRICE
1	31-0201	Actuator assembly	Each	\$49. ⁰⁰
2	22-0332-01-313	Upper cover, 313 finish	Each	\$37. ⁰⁰
	22-0332-01-335	Upper cover, 335 finish		\$37. ⁰⁰
	22-0332-01-628	Upper cover, 628 finish		\$37. ⁰⁰
	22-0332-02-605	Upper cover, US3 (605) finish	Each	\$80. ⁰⁰
	22-0332-02-606	Upper cover, US4 (606) finish	Each	\$89. ⁰⁰
	22-0332-04-629	Upper cover, US32 (629) finish	Each	\$73. ⁰⁰
	22-0332-04-630	Upper cover, US32D (630) finish	Each	\$66. ⁰⁰
3	24-0003-01-313	Rod guide cover, 313 finish	Each	\$80. ⁰⁰
	24-0003-01-335	Rod guide cover, 335 finish		\$80. ⁰⁰
	24-0003-01-628	Rod guide cover, 628 finish		\$80. ⁰⁰
	24-0031-605	Rod guide cover, US3 (605) finish	Each	\$240. ⁰⁰
	24-0031-606	Rod guide cover, US4 (606) finish		\$240. ⁰⁰
	24-0033-629	Rod guide cover, US32 (629) finish	Each	\$131. ⁰⁰
	24-0033-630	Rod guide cover, US32D (630) finish		\$131. ⁰⁰
4	41-0903-119	End cap assembly, hinge end — metal	Each	\$27. ⁰⁰
5	31-0265-IP	Dogging assembly, complete	Each	\$24. ⁰⁰
6	29-0481-MP	Dogging key	Pkg. of 10	\$38. ⁰⁰
7	8100 Push Bar — 313, 335, 628 finish	Push bar assembly: order by exit device Series (8100), door opening width and 313, 335, or 628 finish	Each	\$171. ⁰⁰
	8100 Push Bar — 630 finish	Push bar assembly: order by exit device Series (8100), door opening width and US32D (630) finish	Each	\$455. ⁰⁰
	8100 Push Bar — 605, 606, 629 finish	Push bar assembly: order by exit device Series (8100), door opening width and US3 (605), US4 (606), US32 (629) finishes	Each	\$515. ⁰⁰
8	22-0275-01-313	Lower cover, 313 finish	Each	\$37. ⁰⁰
	22-0275-01-335	Lower cover, 335 finish		\$37. ⁰⁰
	22-0275-01-628	Lower cover, 628 finish		\$37. ⁰⁰
	22-0275-02-605	Lower cover, US3 (605) finish	Each	\$80. ⁰⁰
	22-0275-02-606	Lower cover, US4 (606) finish		\$80. ⁰⁰
	22-0275-04-629	Lower cover, US32 (629) finish	Each	\$66. ⁰⁰
	22-0275-04-630	Lower cover, US32D (630) finish		\$66. ⁰⁰
9	23-0024	Lower housing	Each	\$37. ⁰⁰
10	4005	Strike for 4015 Threshold Bolt	Each	LIST
11	25-0284-MP	Bolt guide bushing	Pkg. of 10	\$11. ⁰⁰
12	31-0175-P	Lower bolt guide assembly	Each	\$21. ⁰⁰
13	31-0192-02	Lower rod assembly	Each	\$45. ⁰⁰
14	41-0902-04-IP	End cap assembly, nose end — metal	Each	\$33. ⁰⁰
15	25-0008	Molding clip	Each	\$11. ⁰⁰
16	41-0282-01-P	SVR final assembly, complete with rods	Each	\$264. ⁰⁰
	41-0333-11-P	SVR final assembly, top rod	Each	\$181. ⁰⁰
17	31-0235-01	Upper rod assembly	Each	\$54. ⁰⁰
18	26-0584-652-MP	Binder post with screws	2-Pack	\$29. ⁰⁰
19	31-0202	Strike plate assembly	Each	\$38. ⁰⁰
20	91-0831-02-630	Strike screw pack for wood frame	Pkg. of 6	\$11. ⁰⁰
21	22-0214	Header strike for wood frame	Each	\$31. ⁰⁰
*	91-0831-01-335	Hardware pack for 313, 335 finishes	Each	\$14. ⁰⁰
	91-0831-01-605	Hardware pack for US3 (605), US4 (606) finishes	Each	\$22. ⁰⁰
	91-0831-01-630	Hardware pack for 628, US32 (629), US32D (630) finishes	Each	\$12. ⁰⁰
NS	80-0180-198-01	Exit device template, 8100	Each	Email Only
	80-0180-198-02	Strike template, 8100		
	80-0180-194	Metal frame installation sheet, 8100		
	80-0180-195	Wood frame installation sheet, 8100		

LIST = Refer to current pricelist NS = Not shown

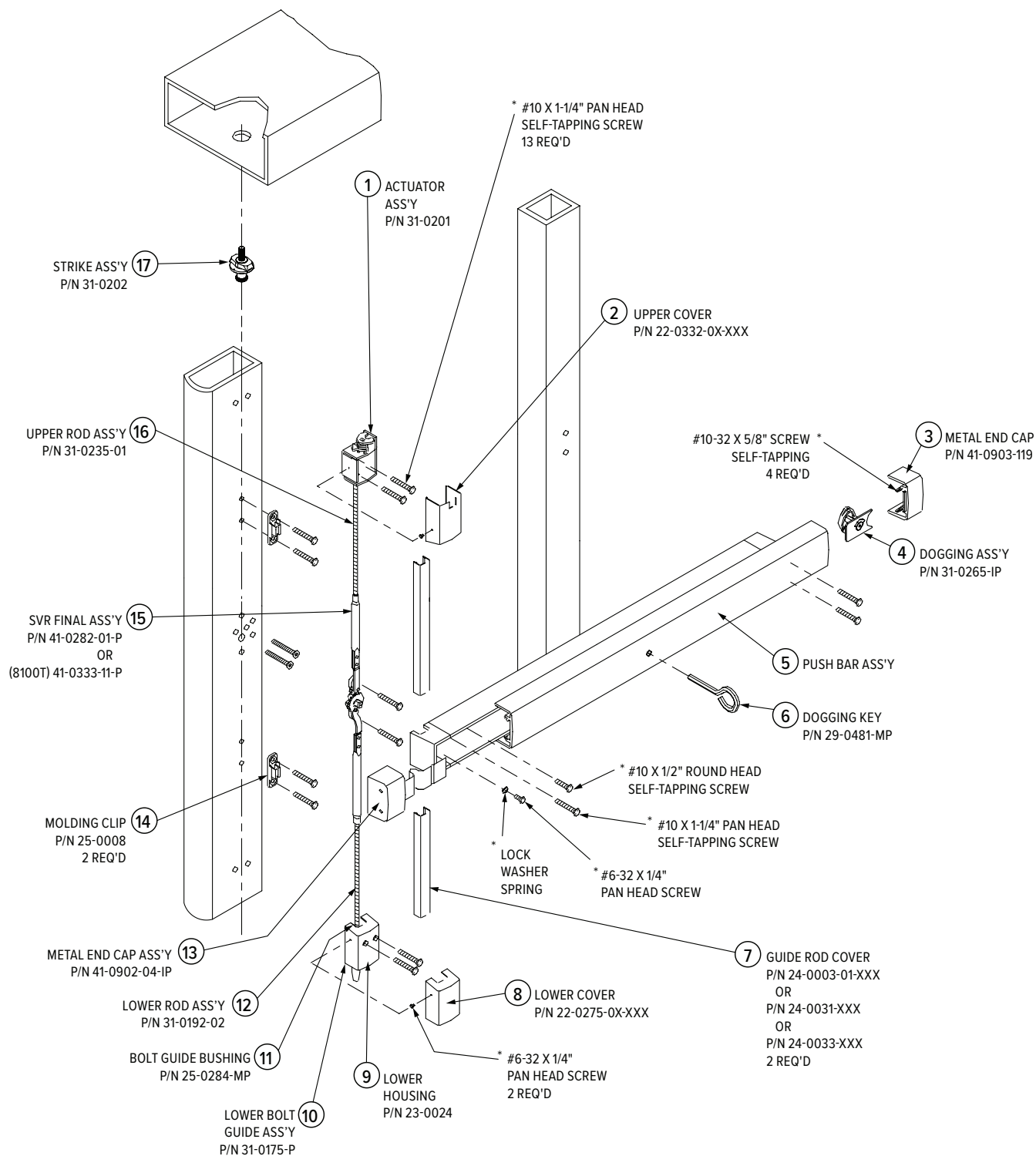
US adamsrite.com | 800 872 3267 | customerservice.adamsrite@assaabloy.com
 CANADA assaabloydss.ca | 800 461 3007 | sales.dss.ca@assaabloy.com

Patent pending and/or patent www.assaabloydss.com/patents. Copyright © 2023, Hanchett Entry Systems, Inc., an ASSA ABLOY Group company.
 All rights reserved. Reproduction in whole or in part without the express written permission of Hanchett Entry Systems, Inc. is prohibited.



8200 Series

SURFACE VERTICAL ROD



* INCLUDED IN HARDWARE PACK
P/N 91-0831-01-XXX

8200 Series

SURFACE VERTICAL ROD

8200 Series Narrow Stile Surface Vertical Rod

ITEM	PART NUMBER	DESCRIPTION	UNITS PKGD	2023 PRICE
1	31-0201	Actuator assembly	Each	\$49. ⁰⁰
2	22-0332-01-313	Upper cover, 313 finish	Each	\$37. ⁰⁰
	22-0332-01-335	Upper cover, 335 finish		\$37. ⁰⁰
	22-0332-01-628	Upper cover, 628 finish		\$37. ⁰⁰
	22-0332-02-605	Upper cover, US3 (605) finish	Each	\$80. ⁰⁰
	22-0332-02-606	Upper cover, US4 (606) finish	Each	\$89. ⁰⁰
	22-0332-04-629	Upper cover, US32 (629) finish	Each	\$73. ⁰⁰
	22-0332-04-630	Upper cover, US32D (630) finish	Each	\$66. ⁰⁰
3	41-0903-119	End cap assembly, hinge end — metal	Each	\$27. ⁰⁰
4	31-0265-IP	Dogging assembly, complete	Each	\$24. ⁰⁰
5	8200 Push Bar — 313, 335, 628 finish	Push bar assembly: order by exit device Series (8200), door opening width and 313, 335, or 628 finish	Each	\$171. ⁰⁰
	8200 Push Bar — 630 finish	Push bar assembly: order by exit device Series (8200), door opening width and US32D (630) finish	Each	\$455. ⁰⁰
	8200 Push Bar — 605, 606, 629 finish	Push bar assembly: order by exit device Series (8200), door opening width and US3 (605), US4 (606), US32 (629) finishes	Each	\$515. ⁰⁰
6	29-0481-MP	Dogging key	Pkg. of 10	\$38. ⁰⁰
7	24-0003-01-313	Rod guide cover, 313 finish	Each	\$80. ⁰⁰
	24-0003-01-335	Rod guide cover, 335 finish		\$80. ⁰⁰
	24-0003-01-628	Rod guide cover, 628 finish		\$80. ⁰⁰
	24-0031-605	Rod guide cover, US3 (605) finish	Each	\$240. ⁰⁰
	24-0031-606	Rod guide cover, US4 (606) finish		\$240. ⁰⁰
	24-0033-629	Rod guide cover, US32 (629) finish	Each	\$131. ⁰⁰
	24-0033-630	Rod guide cover, US32D (630) finish		\$131. ⁰⁰
8	22-0275-01-313	Lower cover, 313 finish	Each	\$37. ⁰⁰
	22-0275-01-335	Lower cover, 335 finish		\$37. ⁰⁰
	22-0275-01-628	Lower cover, 628 finish		\$37. ⁰⁰
	22-0275-02-605	Lower cover, US3 (605) finish	Each	\$80. ⁰⁰
	22-0275-02-606	Lower cover, US4 (606) finish		\$80. ⁰⁰
	22-0275-04-629	Lower cover, US32 (629) finish	Each	\$66. ⁰⁰
	22-0275-04-630	Lower cover, US32D (630) finish		\$66. ⁰⁰
9	23-0024	Lower housing	Each	\$37. ⁰⁰
10	31-0175-P	Lower bolt guide assembly	Each	\$21. ⁰⁰
11	25-0284-MP	Bolt guide bushing	Pkg. of 10	\$11. ⁰⁰
12	31-0192-02	Lower rod assembly	Each	\$45. ⁰⁰
13	41-0902-04-IP	End cap assembly, nose end — metal	Each	\$33. ⁰⁰
14	25-0008	Molding clip	Each	\$11. ⁰⁰
15	41-0282-01-P	SVR final assembly, complete with rods	Each	\$264. ⁰⁰
	41-0333-11-P	SVR final assembly, top rod	Each	\$181. ⁰⁰
16	31-0235-01	Upper rod assembly	Each	\$54. ⁰⁰
17	31-0202	Strike plate assembly	Each	\$38. ⁰⁰
NS	91-0831-01-335	Hardware pack for 313, 335 finishes	Each	\$14. ⁰⁰
	91-0831-01-605	Hardware pack for US3 (605), US4 (606) finishes	Each	\$22. ⁰⁰
	91-0831-01-630	Hardware pack for 628, US32 (629), US32D (630) finishes	Each	\$12. ⁰⁰
	80-0180-199-01	Exit device template, 8200	Each	Email Only
	80-0180-199-02	Strike template, 8200		
	80-0180-196	Installation sheet, 8200		

NS = Not shown Note: Consult factory for doors over 54" above push bar.

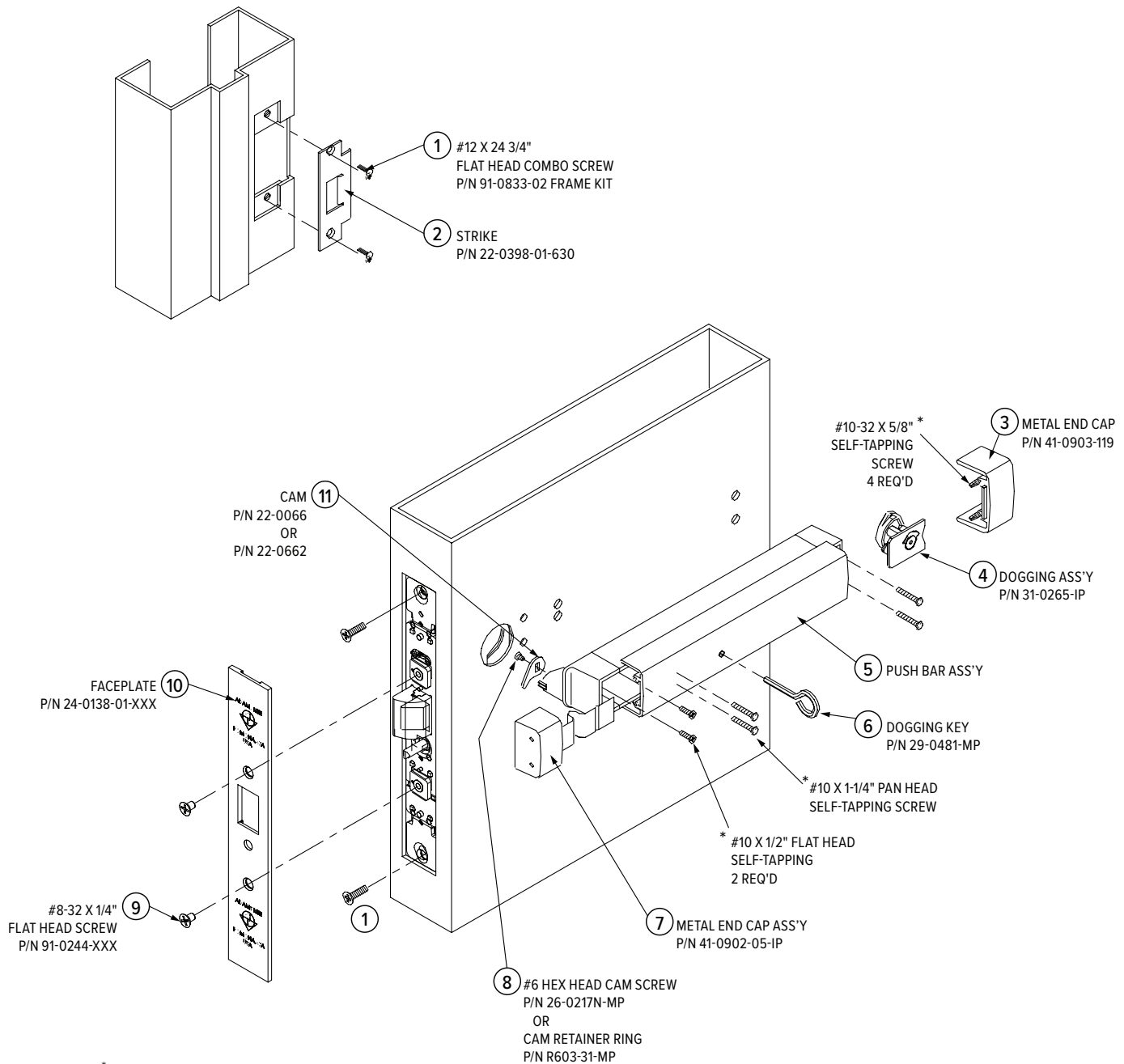
US adamsrite.com | 800 872 3267 | customerservice.adamsrite@assaabloy.com
 CANADA assaabloydss.ca | 800 461 3007 | sales.dss.ca@assaabloy.com

Patent pending and/or patent www.assaabloydss.ca/patents. Copyright © 2023, Hanchett Entry Systems, Inc., an ASSA ABLOY Group company.
 All rights reserved. Reproduction in whole or in part without the express written permission of Hanchett Entry Systems, Inc. is prohibited.



8300 Series

MORTISE EXIT DEVICE



* INCLUDED IN HARDWARE PACK
P/N 91-0833-01

8300 Series

MORTISE EXIT DEVICE

8300 Series Mortise Exit Device

ITEM	PART NUMBER	DESCRIPTION	UNITS PKGD	2023 PRICE
1	91-0833-02	#12-24 × 3/4" flat head combo screw	Each	\$8. ⁰⁰
2	22-0398-01-630	Strike plate	Each	\$33. ⁰⁰
3	41-0903-119	End cap assembly, hinge end — metal	Each	\$27. ⁰⁰
4	31-0265-IP	Dogging assembly, complete	Each	\$24. ⁰⁰
5	8300 Push Bar — 313, 335, 628 finish	Push bar assembly: order by exit device Series (8300), door opening width and 313, 335, or 628 finish	Each	\$171. ⁰⁰
	8300 Push Bar — 630 finish	Push bar assembly: order by exit device Series (8300), door opening width and US32D (630) finish	Each	\$455. ⁰⁰
	8300 Push Bar — 605, 606, 629 finish	Push bar assembly: order by exit device Series (8300), door opening width and US3 (605), US4 (606), US32 (629) finishes	Each	\$515. ⁰⁰
6	29-0481-MP	Dogging key	Pkg. of 10	\$38. ⁰⁰
7	41-0902-05-IP	End cap assembly, nose end — metal	Each	\$33. ⁰⁰
8	26-0217N-MP	#6 hex head cam screw	Pkg. of 10	\$18. ⁰⁰
	R603-31-MP	Cam retainer ring (past production)		\$19. ⁰⁰
9	91-0244-335-P	#8-32 × 1/4" flat head screws, 335 finish	Pkg. of 2	\$7. ⁰⁰
	91-0244-628-P	#8-32 × 1/4" flat head screws, 628 finish		
10	24-0138-01-313	Faceplate kit with screws, 313 finish	Each	LIST
	24-0138-01-335	Faceplate kit with screws, 335 finish		
	24-0138-01-628	Faceplate kit with screws, 628 finish		
11	22-0066	Latchbolt retraction cam with screw attachment	Each	LIST
	22-0662	Latchbolt retraction cam with retainer clip attachment	Each	\$12. ⁰⁰
*	91-0833-01	Hardware pack	Each	\$12. ⁰⁰
NS	80-0180-122-01	Device template, 3300	Each	Email Only
	80-0180-122-02	Strike template, 3300		
	80-0180-36	Installation sheet, 8300		

LIST = Refer to current pricelist NS = Not shown

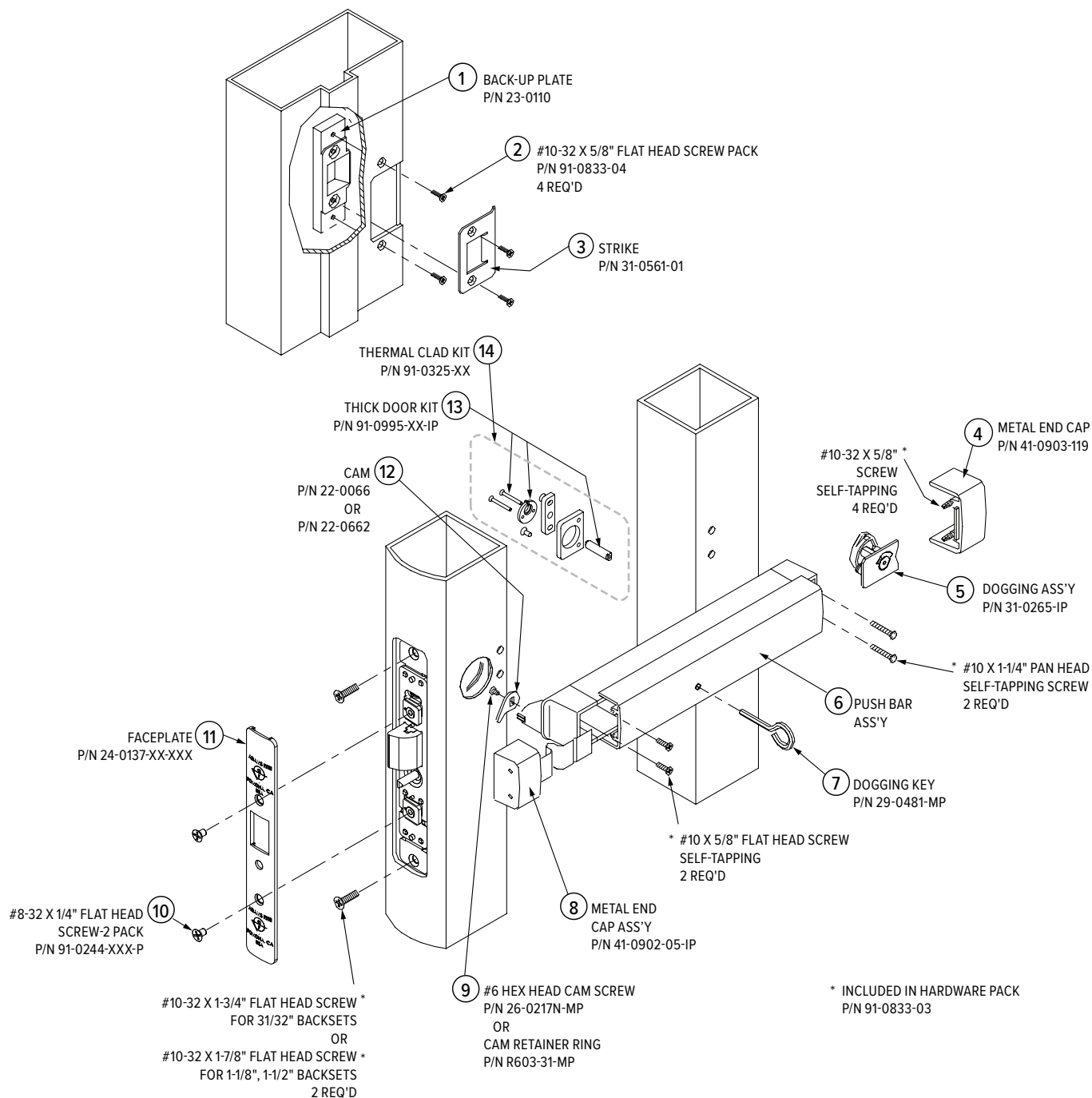
US adamsrite.com | 800 872 3267 | customerservice.adamsrite@assaabloy.com
 CANADA assaabloydss.ca | 800 461 3007 | sales.dss.ca@assaabloy.com

Patent pending and/or patent www.assaabloydss.com/patents. Copyright © 2023, Hanchett Entry Systems, Inc., an ASSA ABLOY Group company.
 All rights reserved. Reproduction in whole or in part without the express written permission of Hanchett Entry Systems, Inc. is prohibited.



8400 Series

MORTISE EXIT DEVICE



8400 Series

MORTISE EXIT DEVICE

8400 Series Narrow Stile Mortise Exit Device

ITEM	PART NUMBER	DESCRIPTION	UNITS PKGD	2023 PRICE
1	23-0110	Back-up plate	Each	\$15. ⁰⁰
2	91-0833-04	#10-32 × 5/8" flat head screw	Pkg. of 10	\$9. ⁰⁰
3	31-0561-01-IP	Strike assembly	Each	\$20. ⁰⁰
4	41-0903-119	End cap assembly, hinge end — metal	Each	\$27. ⁰⁰
5	31-0265-IP	Dogging assembly, complete	Each	\$24. ⁰⁰
6	8400 Push Bar — 313, 335, 628 finish	Push bar assembly: order by exit device Series (8400), door opening width and 313, 335, or 628 finish	Each	\$171. ⁰⁰
	8400 Push Bar — 630 finish	Push bar assembly: order by exit device Series (8400), door opening width and US32D (630) finish	Each	\$455. ⁰⁰
	8400 Push Bar — 605, 606, 629 finish	Push bar assembly: order by exit device Series (8400), door opening width and US3 (605), US4 (606), US32 (629) finishes	Each	\$515. ⁰⁰
7	29-0481-MP	Dogging key	Pkg. of 10	\$38. ⁰⁰
8	41-0902-05-IP	End cap assembly, nose end — metal	Each	\$33. ⁰⁰
9	26-0217N-MP	#6 hex head cam screw	Pkg. of 10	\$18. ⁰⁰
	R603-31-MP	Cam retainer ring (past production)		\$19. ⁰⁰
10	91-0244-335-P	#8-32 × 1/4" flat head screws, 335 finish	Pkg. of 2	\$7. ⁰⁰
	91-0244-628-P	#8-32 × 1/4" flat head screws, 628 finish		
11	24-0137-01-313	Faceplate kit with screws, flat or bevel, 313 finish	Each	LIST
	24-0137-01-335	Faceplate kit with screws, flat or bevel, 335 finish		
	24-0137-01-628	Faceplate kit with screws, flat or bevel, 628 finish		
	24-0137-01-672	Faceplate kit with screws, flat or bevel, US26 (672) finish		
	24-0137-01-702	Faceplate kit with screws, flat or bevel, US26D (702) finish		
	24-0137-02-313	Faceplate kit with screws, radius, 313 finish		
	24-0137-02-335	Faceplate kit with screws, radius, 335 finish		
	24-0137-02-628	Faceplate kit with screws, radius, 628 finish		
	24-0137-02-672	Faceplate kit with screws, radius, US26 (672) finish		
	24-0137-02-702	Faceplate kit with screws, radius, US26D (702) finish		
	24-0137-03-313	Faceplate kit with screws, radius with weatherstrip, 313 finish		
	24-0137-03-335	Faceplate kit with screws, radius with weatherstrip, 335 finish		
	24-0137-03-628	Faceplate kit with screws, radius with weatherstrip, 628 finish		
12	22-0066	Latchbolt retraction cam with screw attachment	Each	\$13. ⁰⁰
	22-0662	Latchbolt retraction cam with retainer clip attachment	Each	\$12. ⁰⁰
13**	91-0995-02-IP	Thick door kit for 2" door	Each	LIST
	91-0995-03-IP	Thick door kit for 2-1/4" door		
	91-0995-04-IP	Thick door kit for 2-1/2" door		
	91-0995-05-IP	Thick door kit for 2-3/4" door		
14	91-0325-01	Thermal clad kit for 1-3/4" door with 1/4" cladding	Each	LIST
	91-0325-02	Thermal clad kit for 1-3/4" door with 1/2" cladding		
*	91-0833-03	Hardware pack	Each	\$9. ⁰⁰
NS	80-0180-123-01	Device template, 8400	Each	Email Only
	80-0180-123-02	Strike template, 8400		
	80-0180-38	Installation sheet, 8400		

LIST = Refer to current pricelist NS = Not shown Note: **Item #13 (above) Thick Door Kit for mortise exit devices available separately.

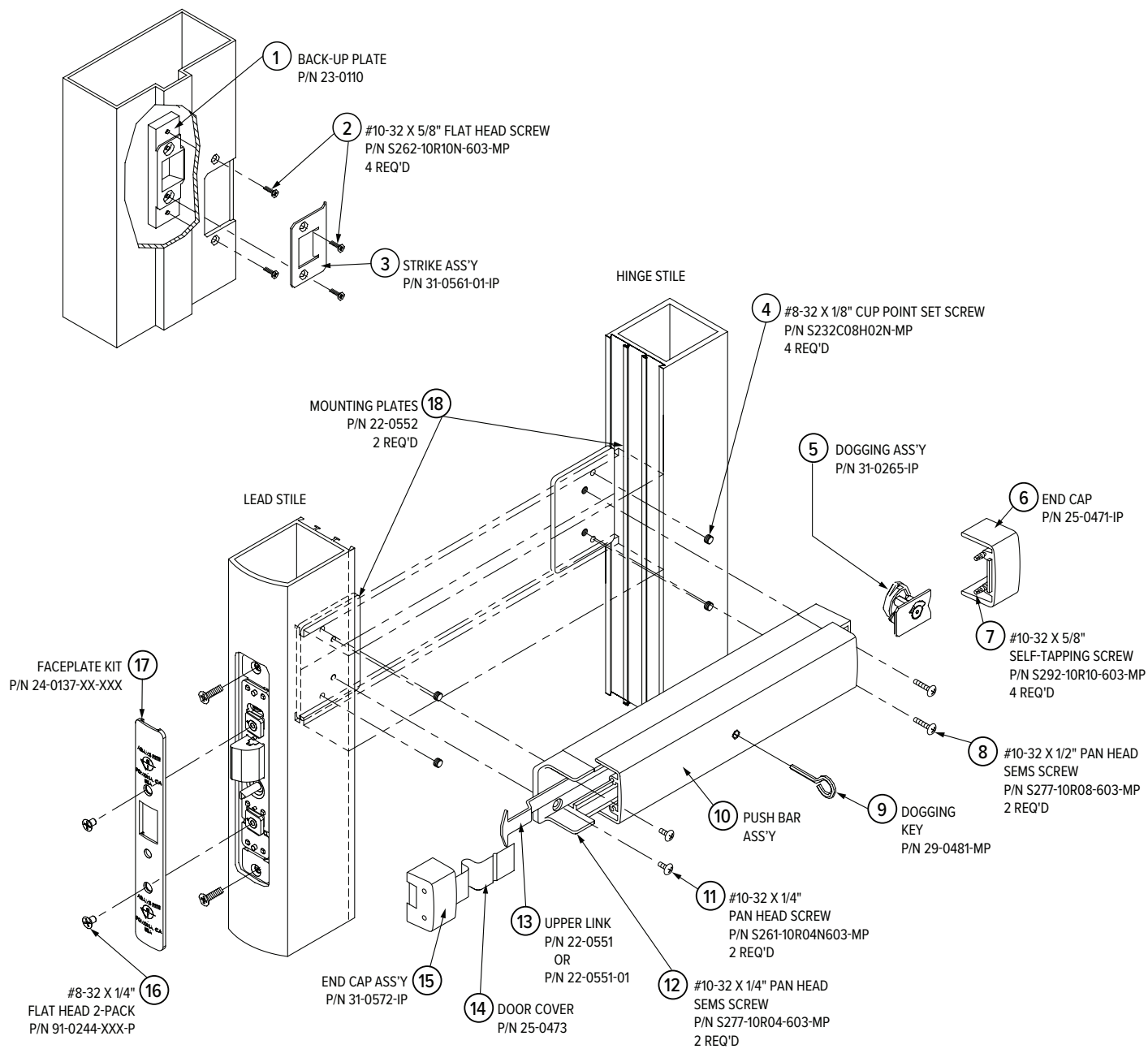
US adamsrite.com | 800 872 3267 | customerservice.adamsrite@assaabloy.com
 CANADA assaabloydss.ca | 800 461 3007 | sales.dss.ca@assaabloy.com

Patent pending and/or patent www.assaabloydss.com/patents. Copyright © 2023, Hanchett Entry Systems, Inc., an ASSA ABLOY Group company.
 All rights reserved. Reproduction in whole or in part without the express written permission of Hanchett Entry Systems, Inc. is prohibited.



8475

MORTISE MID-PANEL EXIT DEVICE



8475

MORTISE MID-PANEL EXIT DEVICE

8475 Mortise Mid-Panel Exit Device

ITEM	PART NUMBER	DESCRIPTION	UNITS PKGD	2023 PRICE
1	23-0110	Back-up plate	Each	\$15. ⁰⁰
2	S262-10R10N-603-MP	#10-32 × 5/8" flat head screw	Pkg. of 10	\$9. ⁰⁰
3	31-0561-01-IP	Strike assembly	Each	\$20. ⁰⁰
4	S232C08H02N-MP	#8-32 × 1/8" cup point set screw	Pkg. of 10	\$23. ⁰⁰
5	31-0265-IP	Dogging assembly, complete	Each	\$24. ⁰⁰
6	25-0471-IP	End cap (hinge end)	Each	\$13. ⁰⁰
7	S292-10R10-603-MP	#10-32 × 5/8" self-tapping screw	Pkg. of 10	\$12. ⁰⁰
8	S277-10R08-603-MP	#10-32 × 1/2" pan head SEMS screw	Pkg. of 10	\$12. ⁰⁰
9	29-0481-MP	Dogging key	Pkg. of 10	\$38. ⁰⁰
10*	8475 Push Bar — 313, 335, 628 finish	Push bar assembly: order by exit device series (8475), door opening width and 313, 335, or 628 finish	Each	\$171. ⁰⁰
	8475 Push Bar — 630 finish	Push bar assembly: order by exit device series (8475), door opening width and US32D (630) finish	Each	\$455. ⁰⁰
	8475 Push Bar — 605, 606, 629 finish	Push bar assembly: order by exit device series (8475), door opening width and US3 (605), US4 (606), US32 (629) finishes	Each	\$515. ⁰⁰
11	S261-10R04N603-MP	#10-32 × 1/4" pan head screw	Pkg. of 10	\$11. ⁰⁰
12	S277-10R04-603-MP	#10-32 × 1/4" pan head SEMS screw (link)	Pkg. of 10	\$14. ⁰⁰
13	22-0551	Upper link for narrow stile	Each	\$20. ⁰⁰
	22-0551-01	Upper link for medium/wide stile	Each	\$17. ⁰⁰
14	25-0473	Door cover	Each	\$11. ⁰⁰
15	31-0572-IP	End cap assembly, nose end — complete	Each	\$23. ⁰⁰
16	91-0244-335-P	#8-32 × 1/4" flat head screws, 335 finish	Pkg. of 2	\$7. ⁰⁰
	91-0244-628-P	#8-32 × 1/4" flat head screws, 628 finish		
17	24-0137-01-313	Faceplate kit with screws, flat or bevel, 313 finish	Each	LIST
	24-0137-01-335	Faceplate kit with screws, flat or bevel, 335 finish		
	24-0137-01-628	Faceplate kit with screws, flat or bevel, 628 finish		
	24-0137-01-672	Faceplate kit with screws, flat or bevel, US26 (672) finish		
	24-0137-01-702	Faceplate kit with screws, flat or bevel, US26D (702) finish		
	24-0137-02-313	Faceplate kit with screws, radius, 313 finish		
	24-0137-02-335	Faceplate kit with screws, radius, 335 finish		
	24-0137-02-628	Faceplate kit with screws, radius, 628 finish		
	24-0137-02-672	Faceplate kit with screws, radius, US26 (672) finish		
	24-0137-02-702	Faceplate kit with screws, radius, US26D (702) finish		
	24-0137-03-313	Faceplate kit with screws, radius with weatherstrip, 313 finish		
	24-0137-03-335	Faceplate kit with screws, radius with weatherstrip, 335 finish		
	24-0137-03-628	Faceplate kit with screws, radius with weatherstrip, 628 finish		
18	22-0552	Mounting plate	Each	\$9. ⁰⁰

LIST = Refer to current pricelist Note: Please contact factory for information on the 8475 Midpoint Mortise Exit Device.
 Note: *Item No. 10 (above) requires dimensions between two facing stile sections (Dimension "A"). Please contact factory for more information.

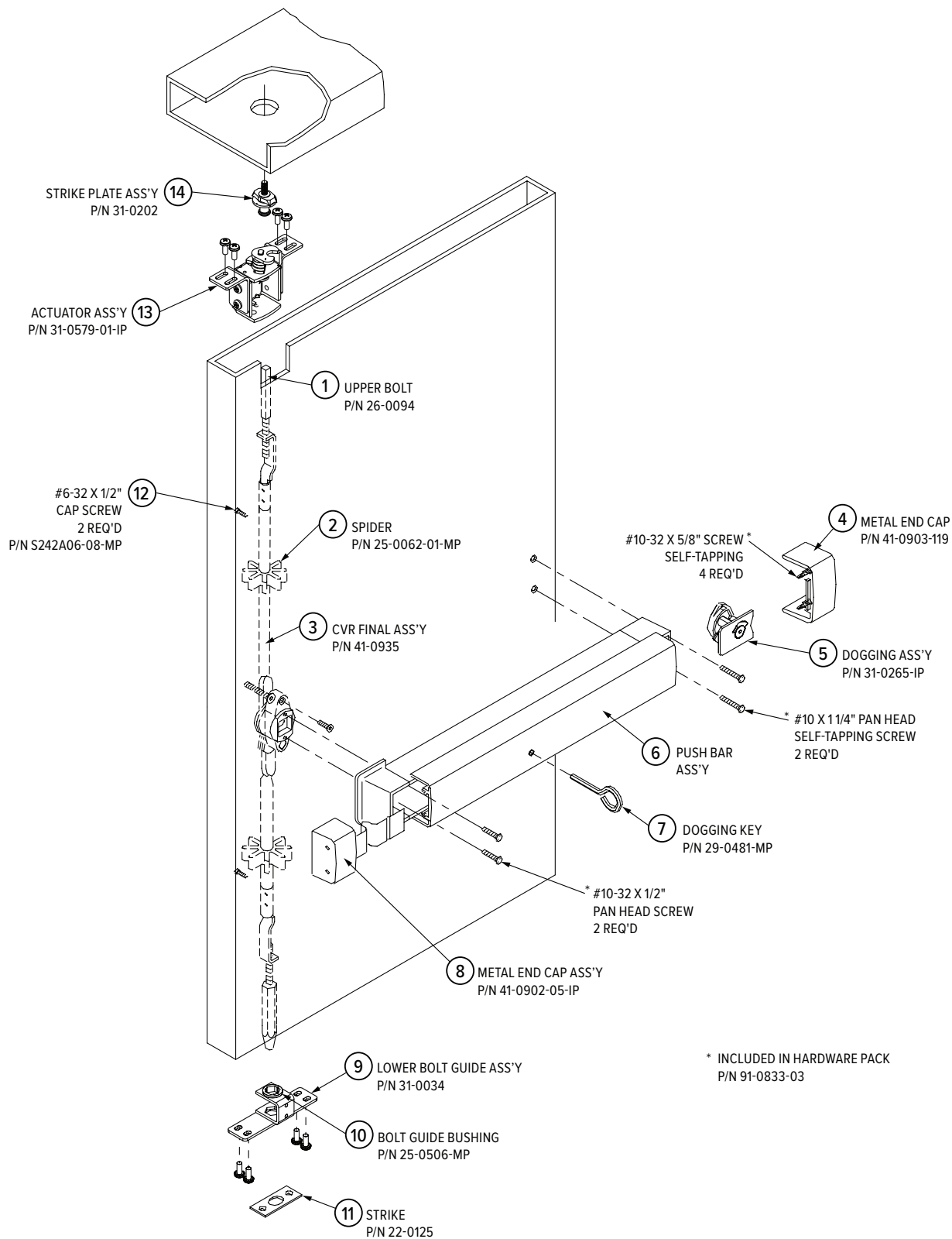
US adamsrite.com | 800 872 3267 | customerservice.adamsrite@assaabloy.com
 CANADA assaabloydss.ca | 800 461 3007 | sales.dss.ca@assaabloy.com

Patent pending and/or patent www.assaabloydss.com/patents. Copyright © 2023, Hanchett Entry Systems, Inc., an ASSA ABLOY Group company.
 All rights reserved. Reproduction in whole or in part without the express written permission of Hanchett Entry Systems, Inc. is prohibited.



8500 Series

CONCEALED VERTICAL ROD



8500 Series

CONCEALED VERTICAL ROD

8500 Series Metal Door Concealed Vertical Rod

ITEM	PART NUMBER	DESCRIPTION	UNITS PKGD	2023 PRICE
1	26-0094	Upper bolt	Each	\$12. ⁰⁰
2	25-0062-01-MP	Spider	Pkg. of 10	\$26. ⁰⁰
3	41-0935	CVR final assembly, complete with bolts	Each	\$201. ⁰⁰
4	41-0903-119	Metal end cap assembly, hinge end	Each	\$27. ⁰⁰
5	31-0265-IP	Dogging assembly, complete	Each	\$24. ⁰⁰
6	8500 Push Bar (-PB) — 313, 335, 628 finish	Push bar assembly: order by exit device series (8500), door opening width and 313, 335, or 628 finish	Each	\$171. ⁰⁰
	8500 Push Bar (-PB) — 630 finish	Push bar assembly: order by exit device series (8500), door opening width and US32D (630) finish	Each	\$455. ⁰⁰
	8500 Push Bar (-PB) — 605, 606, 629 finish	Push bar assembly: order by exit device series (8500), door opening width and US3 (605), US4 (606), US32 (629) finishes	Each	\$515. ⁰⁰
7	29-0481-MP	Dogging key	Pkg. of 10	\$38. ⁰⁰
8	41-0902-05-IP	Metal end cap assembly, nose end	Each	\$33. ⁰⁰
9	31-0034	Lower bolt guide assembly	Each	\$13. ⁰⁰
10	25-0506-MP	Bolt guide bushing	Pkg. of 10	\$11. ⁰⁰
11	22-0125	Strike (ANSI)	Each	\$26. ⁰⁰
12	S242A06-08-MP	#6-32 × 1/2" cap screw, rod piercing	Pkg. of 10	\$15. ⁰⁰
13	31-0579-01-IP	Top actuator assembly	Each	\$114. ⁰⁰
14	31-0202	Strike plate assembly	Each	\$38. ⁰⁰
*	91-0836-01-603	Hardware pack	Each	\$17. ⁰⁰
NS	80-0180-39-01	Device template, 8500	Each	Email Only
	80-0180-39-02	Strike template, 8500		
	80-0180-51	Installation sheet, 8600		

NS = Not shown Note: Consult factory for doors over 66" above pushbar.

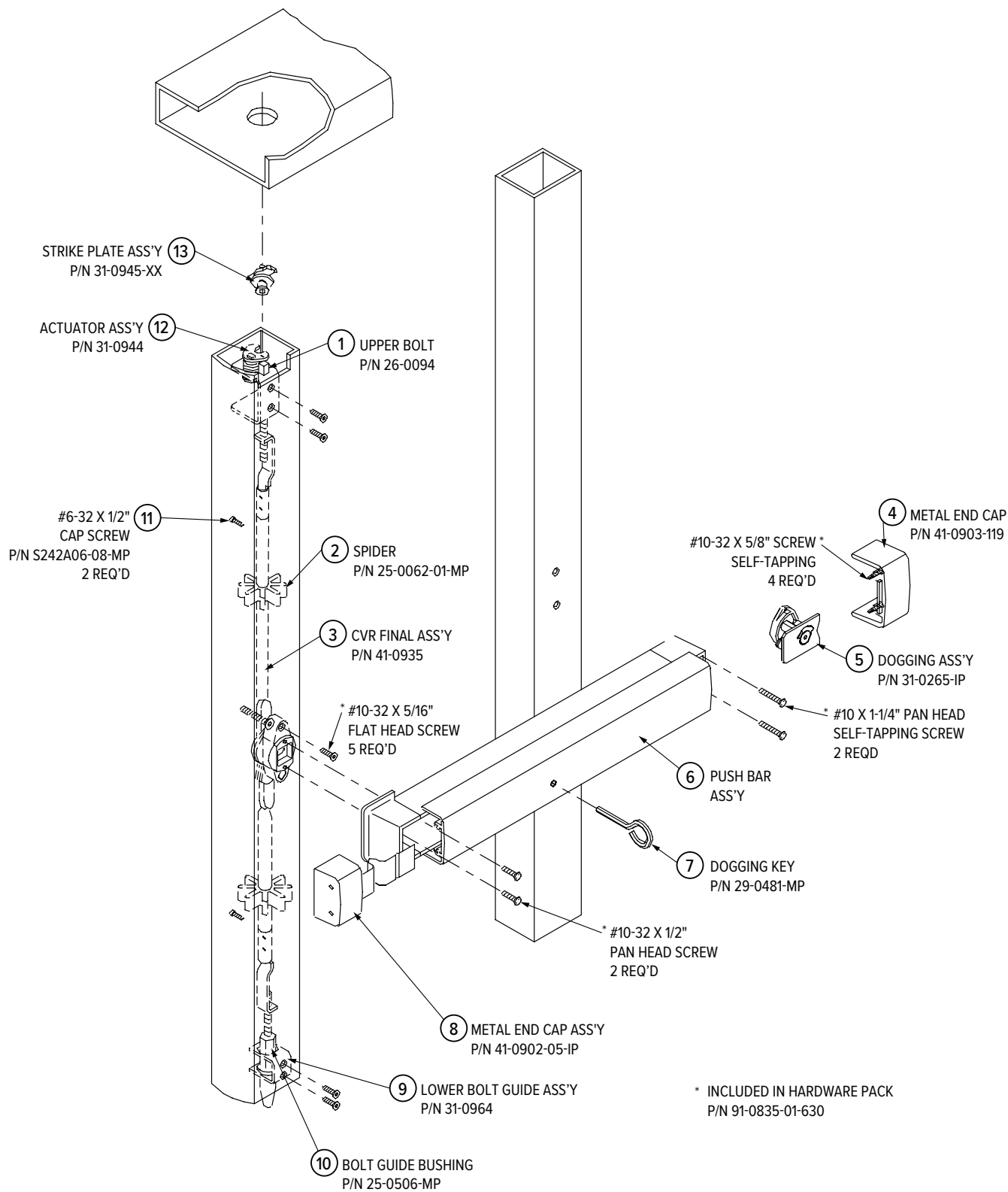
US adamsrite.com | 800 872 3267 | customerservice.adamsrite@assaabloy.com
 CANADA assaabloydss.ca | 800 461 3007 | sales.dss.ca@assaabloy.com

Patent pending and/or patent www.assaabloydss.com/patents. Copyright © 2023, Hanchett Entry Systems, Inc., an ASSA ABLOY Group company.
 All rights reserved. Reproduction in whole or in part without the express written permission of Hanchett Entry Systems, Inc. is prohibited.



8600 Series

CONCEALED VERTICAL ROD



8600 Series

CONCEALED VERTICAL ROD

8600 Series Narrow Stile Concealed Vertical Rod

ITEM	PART NUMBER	DESCRIPTION	UNITS PKGD	2023 PRICE
1	26-0094	Upper bolt	Each	\$12. ⁰⁰
2	25-0062-01-MP	Spider	Pkg. of 10	\$26. ⁰⁰
3	41-0935	CVR final assembly, complete with bolts	Each	\$201. ⁰⁰
4	41-0903-119	Metal end cap assembly, hinge end	Each	\$27. ⁰⁰
5	31-0265-IP	Dogging assembly, complete	Each	\$24. ⁰⁰
6	8600 Push Bar (-PB) — 313, 335, 628 finish	Push bar assembly: order by exit device series (8600), door opening width and 313, 335, or 628 finish	Each	\$171. ⁰⁰
	8600 Push Bar (-PB) — 630 finish	Push bar assembly: order by exit device series (8600), door opening width and US32D (630) finish	Each	\$455. ⁰⁰
	8600 Push Bar (-PB) — 605, 606, 629 finish	Push bar assembly: order by exit device series (8600), door opening width and US3 (605), US4 (606), US32 (629) finishes	Each	\$515. ⁰⁰
7	29-0481-MP	Dogging key	Pkg. of 10	\$38. ⁰⁰
8	41-0902-05-IP	Metal end cap assembly, nose end	Each	\$33. ⁰⁰
9	31-0964	Lower bolt guide assembly	Each	\$11. ⁰⁰
10	25-0506-MP	Bolt guide bushing	Pkg. of 10	\$11. ⁰⁰
11	S242A06-08-MP	#6-32 × 1/2" cap screw, rod piercing	Pkg. of 10	\$15. ⁰⁰
12	31-0944	Actuator, top assembly	Each	\$41. ⁰⁰
13	31-0945	Strike plate assembly	Each	\$26. ⁰⁰
	31-0945-MP	Strike plate assembly multipack	Pkg. of 10	\$240. ⁰⁰
*	91-0835-01-630	Hardware Pack	Each	\$8. ⁰⁰
NS	80-0180-39-01	Device template, 8500	Each	Email Only
	80-0180-39-02	Strike template, 8500		
	80-0180-51	Installation sheet, 8600		

NS = Not shown

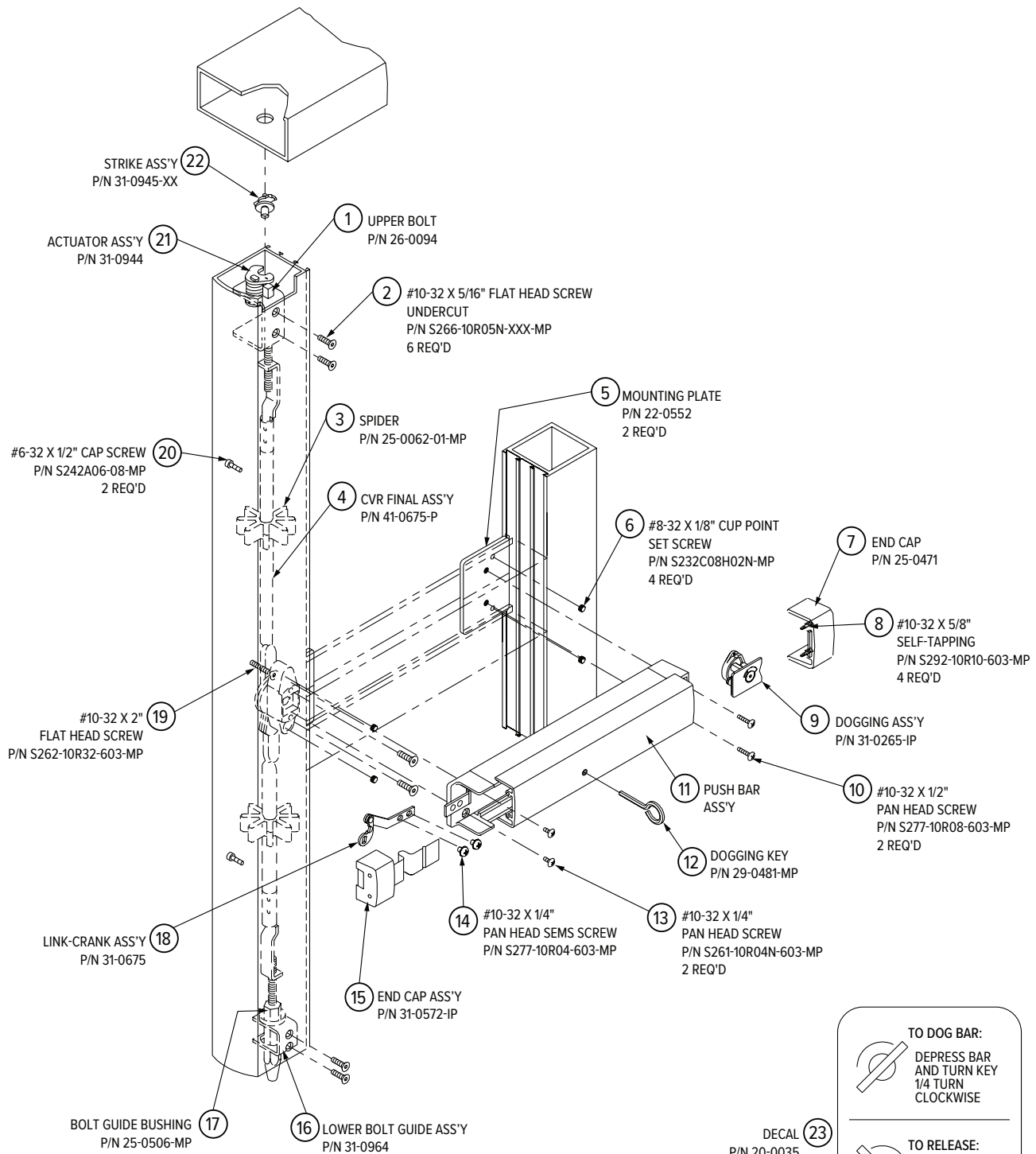
US adamsrite.com | 800 872 3267 | customerservice.adamsrite@assaabloy.com
 CANADA assaabloydss.ca | 800 461 3007 | sales.dss.ca@assaabloy.com

Patent pending and/or patent www.assaabloydss.com/patents. Copyright © 2023, Hanchett Entry Systems, Inc., an ASSA ABLOY Group company.
 All rights reserved. Reproduction in whole or in part without the express written permission of Hanchett Entry Systems, Inc. is prohibited.



8675

CONCEALED VERTICAL ROD MID-PANEL EXIT DEVICE



TO DOG BAR:
DEPRESS BAR
AND TURN KEY
1/4 TURN
CLOCKWISE

TO RELEASE:
TURN KEY
1/4 TURN
COUNTER-
CLOCKWISE

8675

CONCEALED VERTICAL ROD MID-PANEL EXIT DEVICE

8675 Concealed Vertical Rod Mid-Panel Exit Device

ITEM	PART NUMBER	DESCRIPTION	UNITS PKGD	2023 PRICE
1	26-0094	Upper bolt	Each	\$12. ⁰⁰
2	S266-10R05N-119-MP	#10-32 × 5/16" flat head screw, 119 finish	Pkg. of 10	\$16. ⁰⁰
	S266-10R05N-603-MP	#10-32 × 5/16" flat head screw, 603 finish	Pkg. of 10	\$12. ⁰⁰
3	25-0062-01-MP	Spider	Pkg. of 10	\$26. ⁰⁰
4	41-0675-P	CVR final assembly, complete with bolts	Each	\$183. ⁰⁰
5	22-0552	Mounting plate	Each	\$9. ⁰⁰
6	S232C08H02N-MP	#8-32 × 1/8" cup point set screw	Pkg. of 10	\$23. ⁰⁰
7	25-0471	End cap (hinge end)	Each	\$13. ⁰⁰
8	S292-10R10-603-MP	#10-32 × 5/8" self-tapping screw	Pkg. of 10	\$12. ⁰⁰
9	31-0265-IP	Dogging assembly, complete	Each	\$24. ⁰⁰
10	S277-10R08-603-MP	#10-32 × 1/2" pan head SEMS screw	Pkg. of 10	\$12. ⁰⁰
11	8675 Push Bar (-PB) — 313, 335, 628 finish	Push bar assembly: order by exit device Series (8675), door opening width and 313, 335, or 628 finish	Each	\$171. ⁰⁰
	8675 Push Bar (-PB) — 630 finish	Push bar assembly: order by exit device Series (8675), door opening width and US32D (630) finish	Each	\$455. ⁰⁰
	8675 Push Bar (-PB) — 605, 606, 629 finish	Push bar assembly: order by exit device Series (8675), door opening width and US3 (605), US4 (606), US32 (629) finishes	Each	\$515. ⁰⁰
12	29-0481-MP	Dogging key	Pkg. of 10	\$38. ⁰⁰
13	S261-10R04N603-MP	#10-32 × 1/4" pan head screw	Pkg. of 10	\$11. ⁰⁰
14	S277-10R04-603-MP	#10-32 × 1/4" pan head SEMS screw (link)	Pkg. of 10	\$14. ⁰⁰
15	31-0572-IP	End cap assembly, nose end — complete	Each	\$23. ⁰⁰
16	31-0964	Lower bolt guide assembly	Each	\$11. ⁰⁰
17	25-0506-MP	Bolt guide bushing	Pkg. of 10	\$11. ⁰⁰
18	31-0675	Link-crank assembly	Each	\$12. ⁰⁰
19	S262-10R32-603-MP	#10-32 × 2" flat head screw	Pkg. of 10	\$9. ⁰⁰
20	S242A06-08-MP	#6-32 × 1/2" cap screw, rod piercing	Pkg. of 10	\$15. ⁰⁰
21	31-0944	Actuator, top assembly	Each	\$41. ⁰⁰
22	31-0945	Strike plate assembly	Each	\$26. ⁰⁰
	31-0945-MP	Strike plate assembly multipack	Pkg. of 10	\$240. ⁰⁰
23	20-0035	Decal (dogging instructions)	Each	\$21. ⁰⁰
NS	80-0180-137	Device installation sheet, 8675	Each	Email Only
	80-0180-134	Strike installation sheet, 8675		

NS = Not shown Note: Consult factory for doors over 66" above pushbar. Note: Please contact factory for information on the 8675 CVR Midpanel Exit Device.

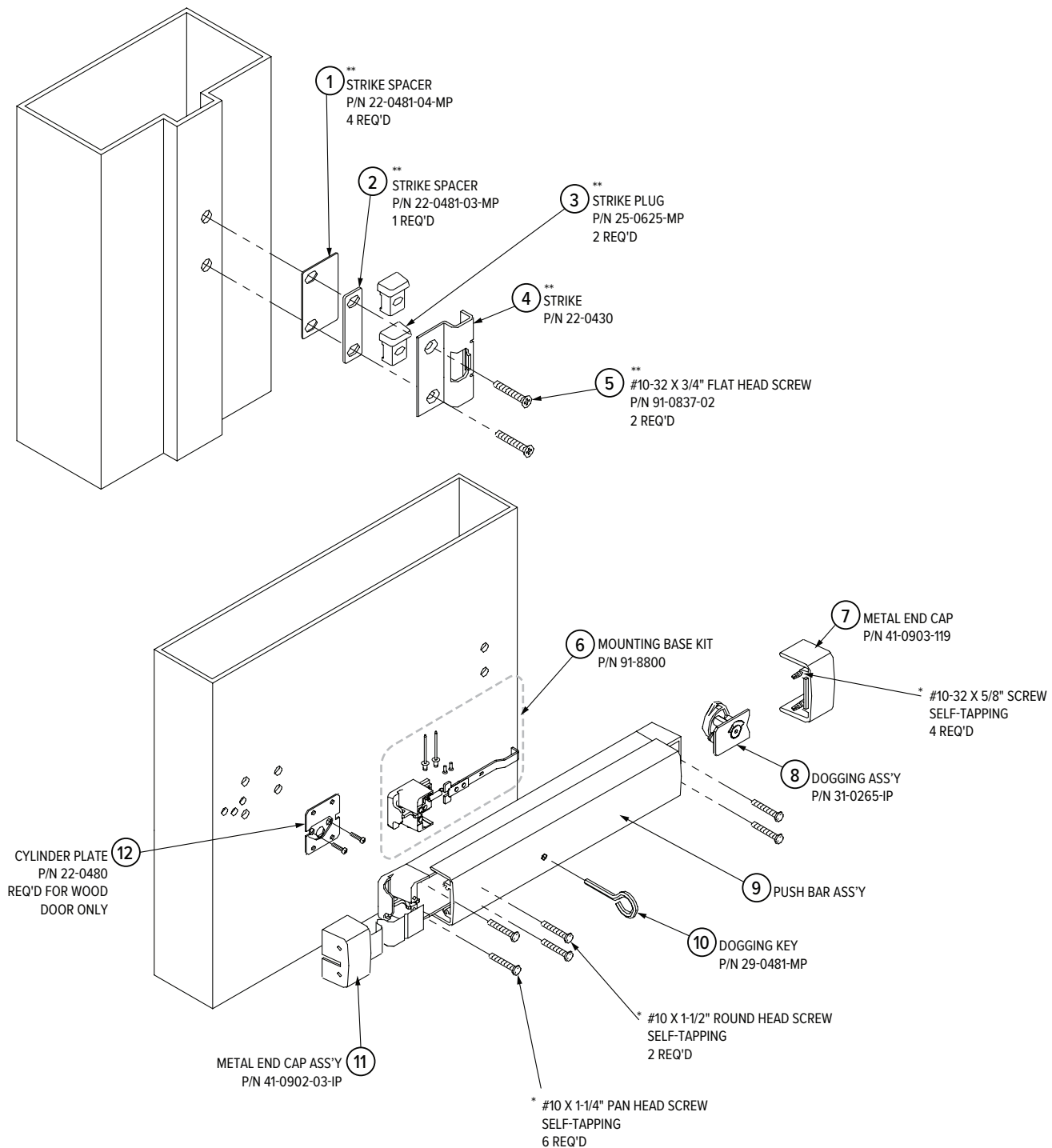
US adamsrite.com | 800 872 3267 | customerservice.adamsrite@assaabloy.com
 CANADA assaabloydss.ca | 800 461 3007 | sales.dss.ca@assaabloy.com

Patent pending and/or patent www.assaabloydss.com/patents. Copyright © 2023, Hanchett Entry Systems, Inc., an ASSA ABLOY Group company.
 All rights reserved. Reproduction in whole or in part without the express written permission of Hanchett Entry Systems, Inc. is prohibited.



8700 Series

RIM EXIT DEVICE



* INCLUDED IN SCREW PACK P/N 91-0837-01

** INCLUDED IN FRAME KIT P/N 91-0991-02

8700 Series

RIM EXIT DEVICE

8700 Series Rim Exit Device

ITEM	PART NUMBER	DESCRIPTION	UNITS PKGD	2023 PRICE
1	22-0481-04-MP	Strike spacer	Pkg. of 10	\$27. ⁰⁰
2	22-0481-03-MP	Strike spacer	Pkg. of 10	\$27. ⁰⁰
3	25-0625-MP	Strike plug	Pkg. Of 2	\$14. ⁰⁰
4	22-0430	Strike	Each	\$13. ⁰⁰
5	91-0837-02	#10-32 × 3/4" flat head screws	Pkg. of 2	\$8. ⁰⁰
6	91-8800	Mounting base kit, includes starwheel	Each	\$166. ⁰⁰
7	41-0903-119	Metal end cap assembly, hinge end	Each	\$27. ⁰⁰
8	31-0265-IP	Dogging assembly, complete	Each	\$24. ⁰⁰
9	8700 Push Bar (-PB) — 313, 335, 628 finish	Push bar assembly: order by exit device Series (8700), door opening width and 313, 335, or 628 finish	Each	\$171. ⁰⁰
	8700 Push Bar (-PB) — 630 finish	Push bar assembly: order by exit device Series (8700), door opening width and US32D (630) finish	Each	\$455. ⁰⁰
	8700 Push Bar (-PB) — 605, 606, 629 finish	Push bar assembly: order by exit device Series (8700), door opening width and US3 (605), US4 (606), US32 (629) finishes	Each	\$515. ⁰⁰
10	29-0481-MP	Dogging key	Pkg. of 10	\$38. ⁰⁰
11	41-0902-03-IP	Metal end cap assembly, latch end	Each	\$33. ⁰⁰
12	22-0480	Cylinder plate for wood door applications	Each	\$14. ⁰⁰
*	91-0837-01	Hardware pack	Each	\$8. ⁰⁰
**	91-0991-02	Frame kit for wood and hollow metal	Each	\$52. ⁰⁰
NS	80-0180-124-01	Device template, 3700	Each	Email Only
	80-0180-124-02	Strike template, 3700		
	80-0180-40	Installation sheet, 8700		

NS = Not shown

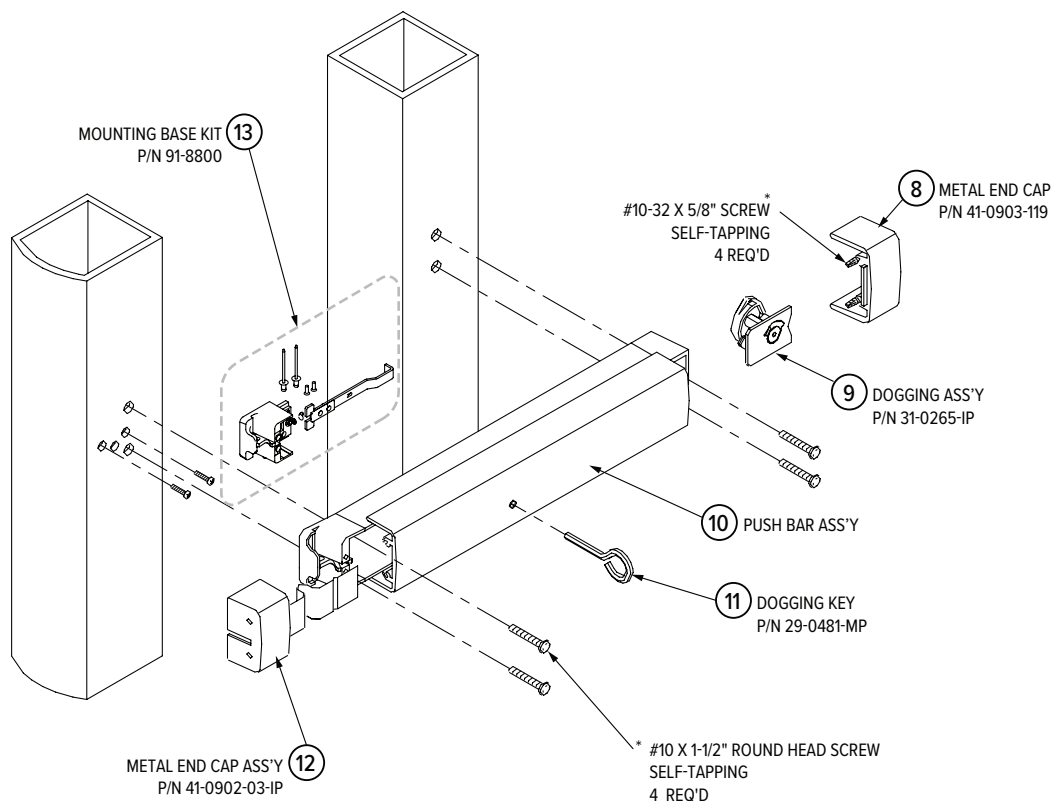
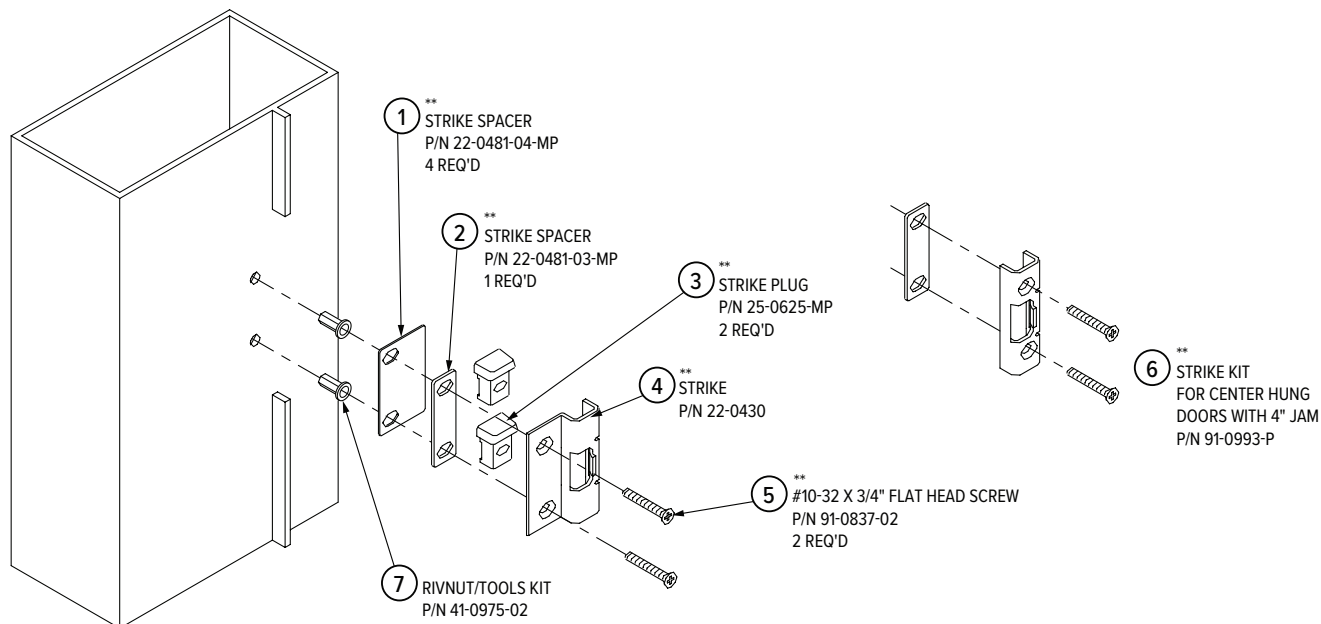
US adamsrite.com | 800 872 3267 | customerservice.adamsrite@assaabloy.com
 CANADA assaabloydss.ca | 800 461 3007 | sales.dss.ca@assaabloy.com

Patent pending and/or patent www.assaabloydss.com/patents. Copyright © 2023, Hanchett Entry Systems, Inc., an ASSA ABLOY Group company.
 All rights reserved. Reproduction in whole or in part without the express written permission of Hanchett Entry Systems, Inc. is prohibited.



8800 Series

RIM EXIT DEVICE



* INCLUDED IN SCREW PACK P/N 91-0837-01

** INCLUDED IN FRAME KIT P/N 91-0992-02-P

8800 Series

RIM EXIT DEVICE

8800 Series Narrow Stile Rim Exit Device

ITEM	PART NUMBER	DESCRIPTION	UNITS PKGD	2023 PRICE
1	22-0481-04-MP	Strike spacer	Pkg. of 10	\$27. ⁰⁰
2	22-0481-03-MP	Strike spacer	Pkg. of 10	\$27. ⁰⁰
3	25-0625-MP	Strike plug	Pkg. Of 2	\$14. ⁰⁰
4	22-0430	Strike	Each	\$13. ⁰⁰
5	91-0837-02	#10-32 × 3/4" flat head screws	Pkg. of 2	\$8. ⁰⁰
6	91-0993-P	Strike kit for center hung door with 4" jamb	Each	\$31. ⁰⁰
7	41-0975-02	Rivnut tool kit assembly	Each	\$15. ⁰⁰
8	41-0903-119	Metal end cap assembly, hinge end	Each	\$27. ⁰⁰
9	31-0265-IP	Dogging assembly, complete	Each	\$24. ⁰⁰
10	8800 Push Bar (-PB) — 313, 335, 628 finish	Push bar assembly: order by exit device Series (8800), door opening width and 313, 335, or 628 finish	Each	\$171. ⁰⁰
	8800 Push Bar (-PB) — 630 finish	Push bar assembly: order by exit device Series (8800), door opening width and US32D (630) finish	Each	\$455. ⁰⁰
	8800 Push Bar (-PB) — 605, 606, 629 finish	Push bar assembly: order by exit device Series (8800), door opening width and US3 (605), US4 (606), US32 (629) finishes	Each	\$515. ⁰⁰
11	29-0481-MP	Dogging key	Pkg. of 10	\$38. ⁰⁰
12	41-0902-03-IP	End cap assembly, latch end — metal	Each	\$33. ⁰⁰
13	91-8800	Mounting base kit, includes starwheel	Each	\$166. ⁰⁰
*	91-0837-01	Hardware pack	Each	\$8. ⁰⁰
**	91-0992-02-P	Frame kit for aluminum	Each	\$86. ⁰⁰
NS	80-0180-125-01	Device template, 8800	Each	Email Only
	80-0180-125-02	Strike template, 8800		
	80-0180-41	Installation sheet, 8800		

NS = Not shown

US adamsrite.com | 800 872 3267 | customerservice.adamsrite@assaabloy.com
 CANADA assaabloydss.ca | 800 461 3007 | sales.dss.ca@assaabloy.com

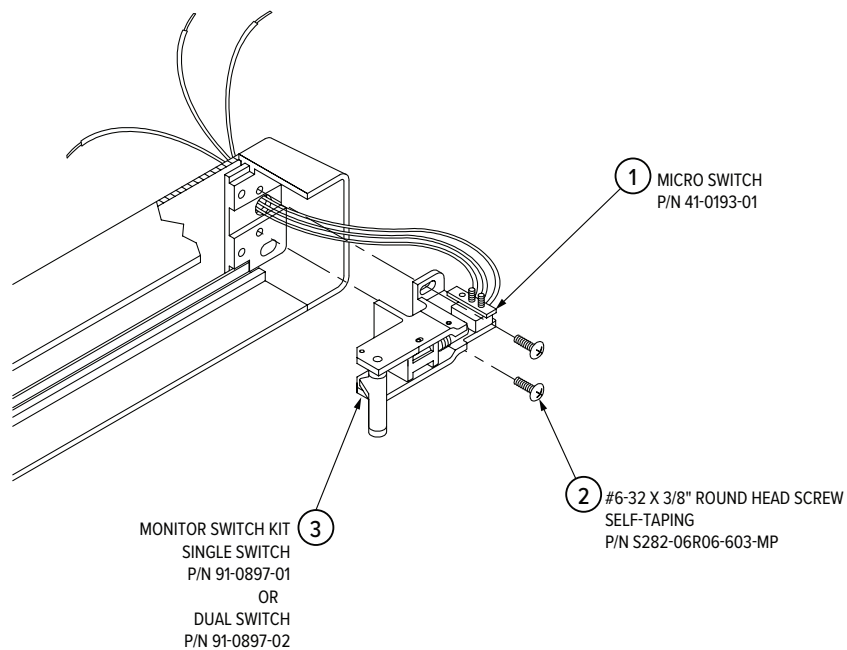
Patent pending and/or patent www.assaabloydss.com/patents. Copyright © 2023, Hanchett Entry Systems, Inc., an ASSA ABLOY Group company.
 All rights reserved. Reproduction in whole or in part without the express written permission of Hanchett Entry Systems, Inc. is prohibited.



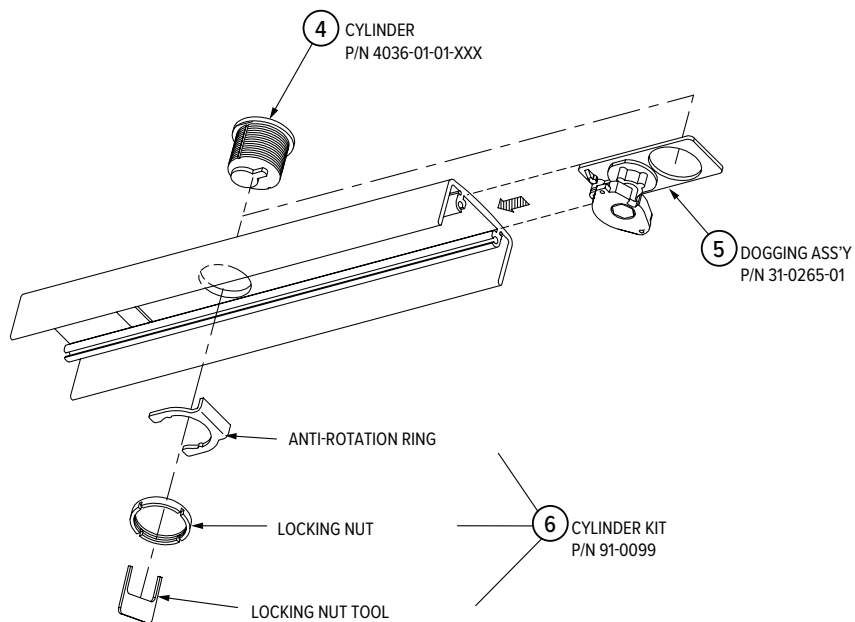
Accessories

FOR EXIT DEVICES

MONITORING KITS "M"



CYLINDER DOGGING "C"



Accessories

FOR EXIT DEVICES

Accessories for Exit Devices

ITEM	PART NUMBER	DESCRIPTION	UNITS PKGD	2023 PRICE
Monitoring Kits "M"				
1	41-0193-01	Micro switch assembly with wires	Each	\$88. ⁰⁰
2	S282-06R06-603-MP	#6-32 × 3/8" round head self-tapping screw	Pkg. of 10	\$11. ⁰⁰
3	91-0897-01	Single switch monitor kit (includes: monitor switch assembly, screws, wire nuts and installation instructions)	Each	LIST
	91-0897-02	Dual switches monitor kit (includes: monitor switch assembly, screws, wire nuts and installation instructions)		
Cylinder Dogging "C"				
4	4036-01-01-313	Mortise cylinder, 313 finish	Each	LIST
	4036-01-01-335	Mortise cylinder, 335 finish		
	4036-01-01-628	Mortise cylinder, 628 finish		
5	31-0265-01	Dogging Assembly	Each	\$24. ⁰⁰
6	91-0099	Cylinder kit	Each	\$20. ⁰⁰

LIST = Refer to current pricelist

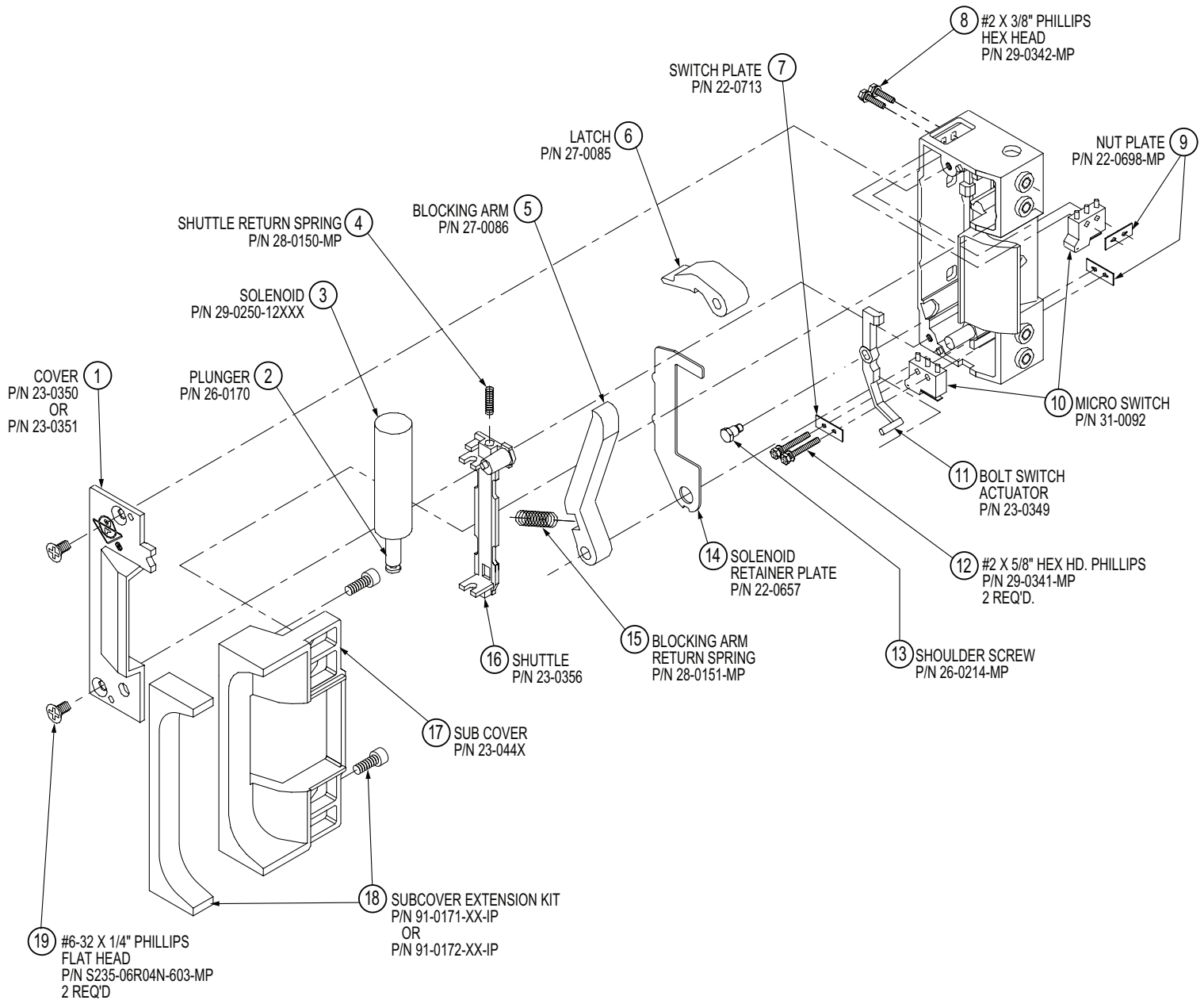
US adamsrite.com | 800 872 3267 | customerservice.adamsrite@assaabloy.com
 CANADA assaabloydss.ca | 800 461 3007 | sales.dss.ca@assaabloy.com

Patent pending and/or patent www.assaabloydss.com/patents. Copyright © 2023, Hanchett Entry Systems, Inc., an ASSA ABLOY Group company.
 All rights reserved. Reproduction in whole or in part without the express written permission of Hanchett Entry Systems, Inc. is prohibited.



7100

ELECTRIC STRIKE



7100

ELECTRIC STRIKE

7100 Electric Strike

ITEM	PART NUMBER	DESCRIPTION	UNITS PKGD	2023 PRICE
1	23-0350	Back cover 1/2" (7100, 7101, 7110, 7111, 7130, 7131, 7140)	Each	\$15. ⁰⁰
	23-0351	Back cover 3/4" (7160, 7170)		\$15. ⁰⁰
2	26-0170	Plunger	Each	\$8. ⁰⁰
3	29-0250-12ACI	Solenoid; 12 VAC intermittent	Each	\$57. ⁰⁰
	29-0250-12DCC	Solenoid; 12 VDC continuous / 24 VAC intermittent		
	29-0250-16ACI	Solenoid; 16 VAC intermittent		
	29-0250-16DCC	Solenoid; 16 VDC continuous		
	29-0250-24DCC	Solenoid; 24 VDC continuous		
4	28-0150-MP	Shuttle return spring	Pkg. of 10	\$14. ⁰⁰
5	27-0086	Blocking arm	Each	\$14. ⁰⁰
6	27-0085	Latch	Each	\$9. ⁰⁰
7	22-0713	Switch plate	Each	\$7. ⁰⁰
8	29-0342-MP	#2 × 3/8" Phillips hex head	Pkg. of 10	\$8. ⁰⁰
9	22-0698-MP	Nut plate	Pkg. of 10	\$14. ⁰⁰
10	31-0092	Microswitch	Each	\$109. ⁰⁰
11	23-0349	Bolt switch actuator	Each	\$12. ⁰⁰
12	29-0341-MP	#2 × 5/8" Phillips hex head	Pkg. of 10	\$12. ⁰⁰
13	26-0214-MP	Shoulder screw	Pkg. of 10	\$55. ⁰⁰
14	22-0657	Solenoid retainer plate	Each	\$14. ⁰⁰
15	28-0151-MP	Blocking arm return spring	Pkg. of 10	\$9. ⁰⁰
16	23-0356	Shuttle	Each	\$9. ⁰⁰
17	23-0443	Subcover, 1/2" flat (7100, 7110, 7111, 7130, 7140)	Each	\$22. ⁰⁰
	23-0444	Subcover, 1/2" radius (7101, 7131)	Each	\$22. ⁰⁰
	23-0445	Subcover, 3/4" (7160, 7170)	Each	\$25. ⁰⁰
18*	91-0171-XX-IP	Subcover lip extension kit (7100, 7110, 7111, 7130, 7140)	Each	LIST
	91-0172-XX-IP	Subcover lip extension kit (7160, 7170)		
19	S235-06R04N-603-MP	#6-32 × 1/4" flat head screw	Pkg. of 10	\$8. ⁰⁰
NS	91-0077-01-335	Mounting kit (2-mounting tabs, 2-mounting screws, 2-press nuts, adhesive shims, 2-wire nuts), 335 finish	Each	\$19. ⁰⁰
	91-0077-01-603	Mounting kit (2-mounting tabs, 2-mounting screws, 2-press nuts, adhesive shims, 2-wire nuts), 603 finish		

LIST = Refer to current pricelist NS = Not shown

Note: *Item #18 (above) Specify lip extension requirements, refer to catalog for "A" dimension. Extensions provided in 1/8" increments beginning with -01 for a 3/8" extension.

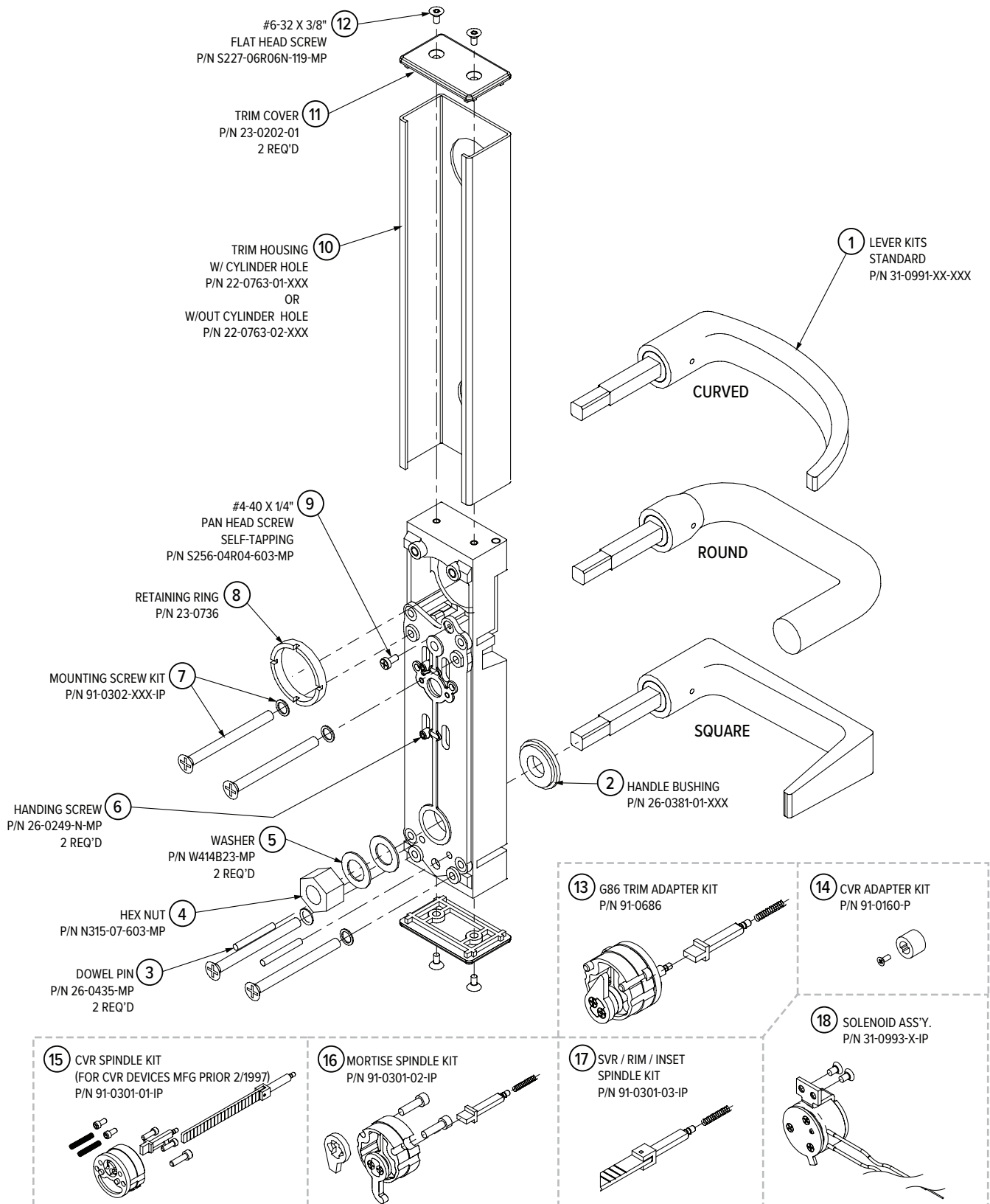
US adamsrite.com | 800 872 3267 | customerservice.adamsrite@assaabloy.com
 CANADA assaabloydss.ca | 800 461 3007 | sales.dss.ca@assaabloy.com

Patent pending and/or patent www.assaabloydss.com/patents. Copyright © 2023, Hanchett Entry Systems, Inc., an ASSA ABLOY Group company.
 All rights reserved. Reproduction in whole or in part without the express written permission of Hanchett Entry Systems, Inc. is prohibited.



3080 Series

ENTRY TRIM



3080 Series

ENTRY TRIM

3080 Series Entry Trim

ITEM	PART NUMBER	DESCRIPTION	UNITS PKGD	2023 PRICE
1	31-0991-02-10B	Round handle kit, US10B (613) finish	Each	\$109. ⁰⁰
	31-0991-02-630	Round handle kit, US32D (630) finish		
	31-0991-03-10B	Square handle kit, US10B (613) finish		
	31-0991-03-630	Square handle kit, US32D (630) finish		
	31-0991-01-10B	Curved handle kit, US10B (613) finish		
	31-0991-01-630	Curved handle kit, US32D (630) finish		
2	26-0381-01-121	Handle bushing, 121 finish	Each	\$12. ⁰⁰
	26-0381-01-626	Handle bushing, US26D (626) finish		
3	26-0435-MP	Dowel pin	Pkg. of 10	\$19. ⁰⁰
4	N315-07-603-MP	Hex nut with nylon insert	Pkg. of 10	\$11. ⁰⁰
5	W414B23-MP	Washer	Pkg. of 10	\$15. ⁰⁰
6	26-0249N-MP	Handing screw	Pkg. of 10	\$63. ⁰⁰
7	91-0302-121-IP	Mounting screw kit for US3 (605), US4 (606), and US26 (625) finishes	Each	\$46. ⁰⁰
	91-0302-603-IP	Mounting screw kit for US10B (613) and US26D (626) finishes	Each	\$33. ⁰⁰
8	23-0736	Retaining ring	Each	\$8. ⁰⁰
9	S256-04R04-603-MP	#4-40 × 1/4 pan head self-tapping screw	Pkg. of 10	\$9. ⁰⁰
10	22-0763-01-121PC	Trim housing with cylinder hole, matches US10B (613) finish	Each	\$46. ⁰⁰
	22-0763-01-630	Trim housing with cylinder hole, US32D (630) finish		
	22-0763-02-121PC	Trim housing without cylinder hole, matches US10B (613) finish		
	22-0763-02-630	Trim housing without cylinder hole, US32D (630) finish		
11	23-0202-01	Trim cover	Each	\$16. ⁰⁰
12	S227-06R06N-119-MP	#6-32 × 3/8" flat head screw	Pkg. of 10	\$11. ⁰⁰
13	91-0686	Trim kit adapter for G86 exit device	Each	\$36. ⁰⁰
14	91-0160-P	CVR tailpiece adapter kit	Each	\$12. ⁰⁰
15	91-0301-01-IP	CVR spindle kit for devices manufactured prior to 1997	Each	\$43. ⁰⁰
16	91-0301-02-IP	Mortise spindle kit	Each	\$31. ⁰⁰
17	91-0301-03-IP	SVR / rim / inset spindle kit	Each	\$14. ⁰⁰
18	31-0993-1-IP	Solenoid assembly 24VDC fail-safe	Each	\$590. ⁰⁰
	31-0993-2-IP	Solenoid assembly 12VDC fail-safe		
	31-0993-3-IP	Solenoid assembly 24VDC fail-secure		
	31-0993-4-IP	Solenoid assembly 12VDC fail-secure		
NS	91-0118	Tactile strip kit for standard Series levers 01, 03	Each	LIST
	80-0180-301-01	Stick-on template, SVR	Each	\$15. ⁰⁰
	80-0180-301-02	Stick-on template, mortise / mortise inset		
	80-0180-301-03	Stick-on template, CVR		
	80-0180-301-04	Stick-on template, rim		
	80-0180-301-05	Stick-on template, inset CVR		
	80-0180-301-08	Stick-on template, wood door CVR		
	80-0180-3080	Installation instructions	Each	Email Only

LIST = Refer to current pricelist NS = Not shown Note: Solenoid assemblies can only be used in electrified 3080E Entry Trim.

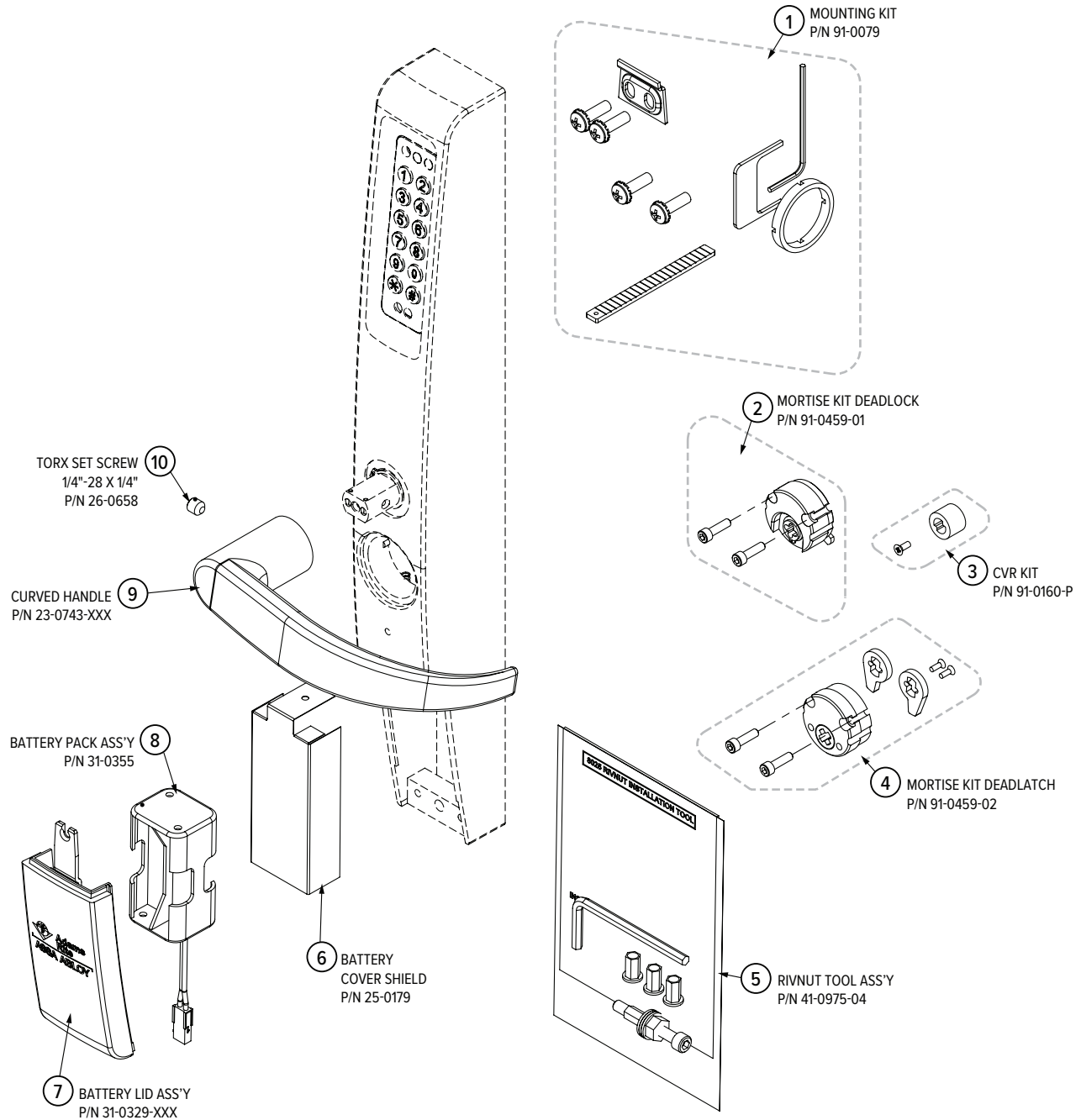
US adamsrite.com | 800 872 3267 | customerservice.adamsrite@assaabloy.com
 CANADA assaabloydss.ca | 800 461 3007 | sales.dss.ca@assaabloy.com

Patent pending and/or patent www.assaabloydss.com/patents. Copyright © 2023, Hanchett Entry Systems, Inc., an ASSA ABLOY Group company.
 All rights reserved. Reproduction in whole or in part without the express written permission of Hanchett Entry Systems, Inc. is prohibited.



eForce® -150 3090

KEYLESS ENTRY



eForce®-150 3090

KEYLESS ENTRY

eForce®-150 3090 Keyless Entry

ITEM	PART NUMBER	DESCRIPTION	UNITS PKGD	2023 PRICE
1	91-0079	Mounting kit	Each	\$19. ⁰⁰
2	91-0459-01	Mortise kit, deadlock	Each	\$32. ⁰⁰
3	91-0160-P	CVR tailpiece adapter kit	Each	\$12. ⁰⁰
4	91-0459-02	Mortise kit, deadlatch	Each	\$32. ⁰⁰
5	41-0975-04	Rivnut tool kit assembly	Each	\$17. ⁰⁰
6	25-0179	Battery cover, plastic shield	Each	\$8. ⁰⁰
7	31-0329-626	Battery lid assembly, US26D (626) finish	Each	\$35. ⁰⁰
	31-0329-121PC	Battery lid assembly, 121 dark bronze finish		\$35. ⁰⁰
8	31-0355	Battery pack assembly	Each	\$27. ⁰⁰
9	23-0743-626	Curved handle US26D (626) finish	Each	\$55. ⁰⁰
	23-0743-121PC	Curved handle 121 finish		\$55. ⁰⁰
10	26-0658	Torx set screw 1/4"-28 x 1/4"	Each	\$8. ⁰⁰

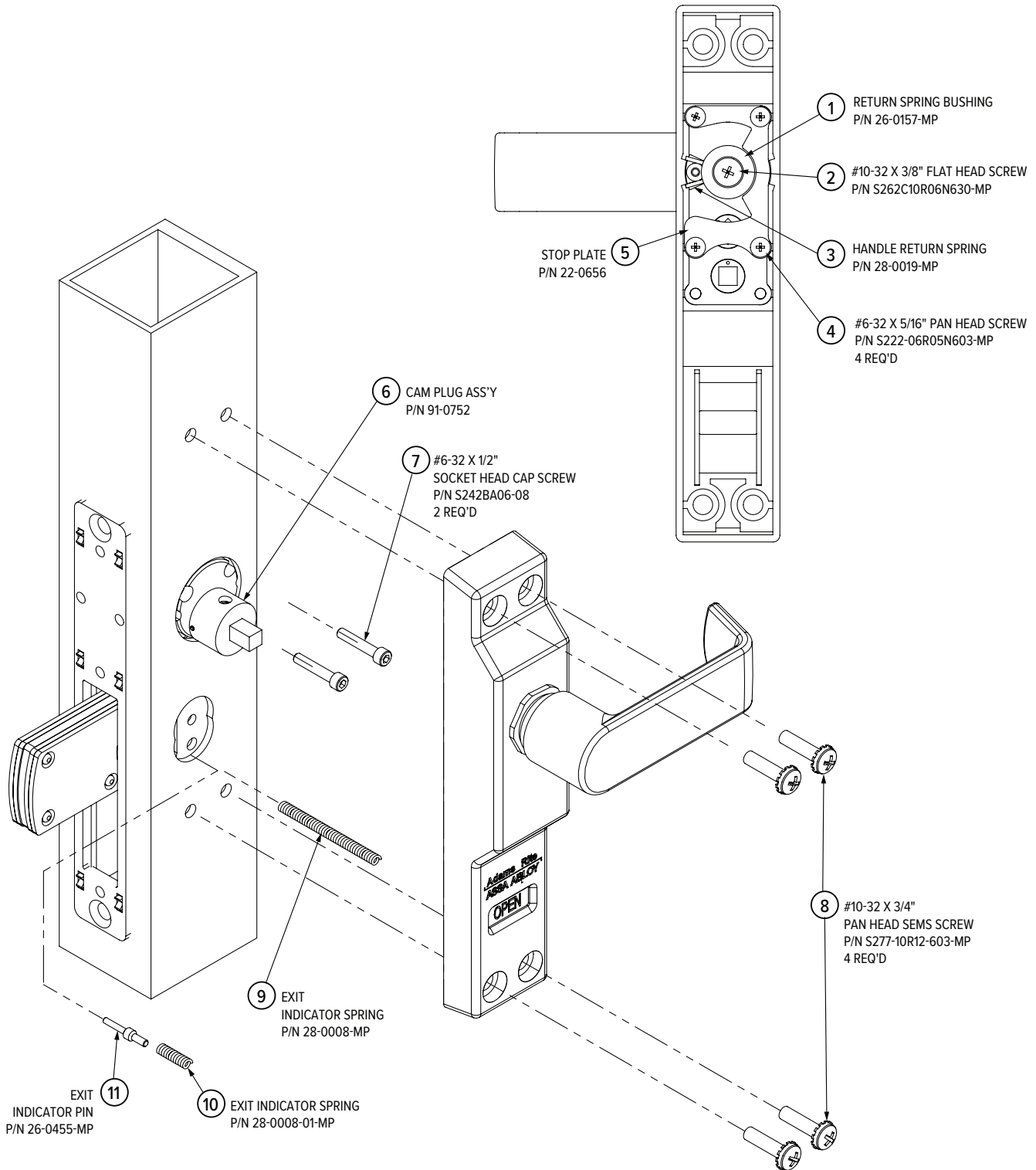
US adamsrite.com | 800 872 3267 | customerservice.adamsrite@assaabloy.com
 CANADA assaabloydss.ca | 800 461 3007 | sales.dss.ca@assaabloy.com

Patent pending and/or patent www.assaabloydss.com/patents. Copyright © 2023, Hanchett Entry Systems, Inc., an ASSA ABLOY Group company.
 All rights reserved. Reproduction in whole or in part without the express written permission of Hanchett Entry Systems, Inc. is prohibited.



4550

MS® DEADLOCK LEVER



4550

MS® DEADLOCK LEVER

4550 Deadlock Lever

ITEM	PART NUMBER	DESCRIPTION	UNITS PKGD	2023 PRICE
1	26-0157-MP	Return spring bushing	Pkg. of 10	\$43. ⁰⁰
2	S262C10R06N630-MP	#10-32 × 3/8" flat head screw	Pkg. of 10	\$11. ⁰⁰
3	28-0019-MP	Handle return spring	Pkg. of 10	\$46. ⁰⁰
4	S222-06R05N603-MP	#6-32 × 5/16" pan head screw	Pkg. of 10	\$8. ⁰⁰
5	22-0656	Stop plate	Each	\$8. ⁰⁰
6	91-0752	Cam plug assembly kit, clutched MS lever	Each	\$100. ⁰⁰
7	S242BA06-08	#6-32 × 1/2 socket head cap screw	Each	\$8. ⁰⁰
8	S277-10R12-603-MP	#10-32 × 3/4" pan head SEMS screw	Pkg. of 10	\$9. ⁰⁰
9	28-0008-MP	Exit indicator spring	Pkg. of 10	\$19. ⁰⁰
10	28-0008-01-MP	Exit indicator spring for 2 or 3 point locks	Pkg. of 10	\$19. ⁰⁰
11	26-0455-MP	Exit indicator pin for 2 or 3 point locks	Pkg. of 10	\$100. ⁰⁰
NS	80-0180-455	Stick-on template	Each	\$15. ⁰⁰
	80-0180-460	Installation instructions	Each	Email Only

NS = Not shown

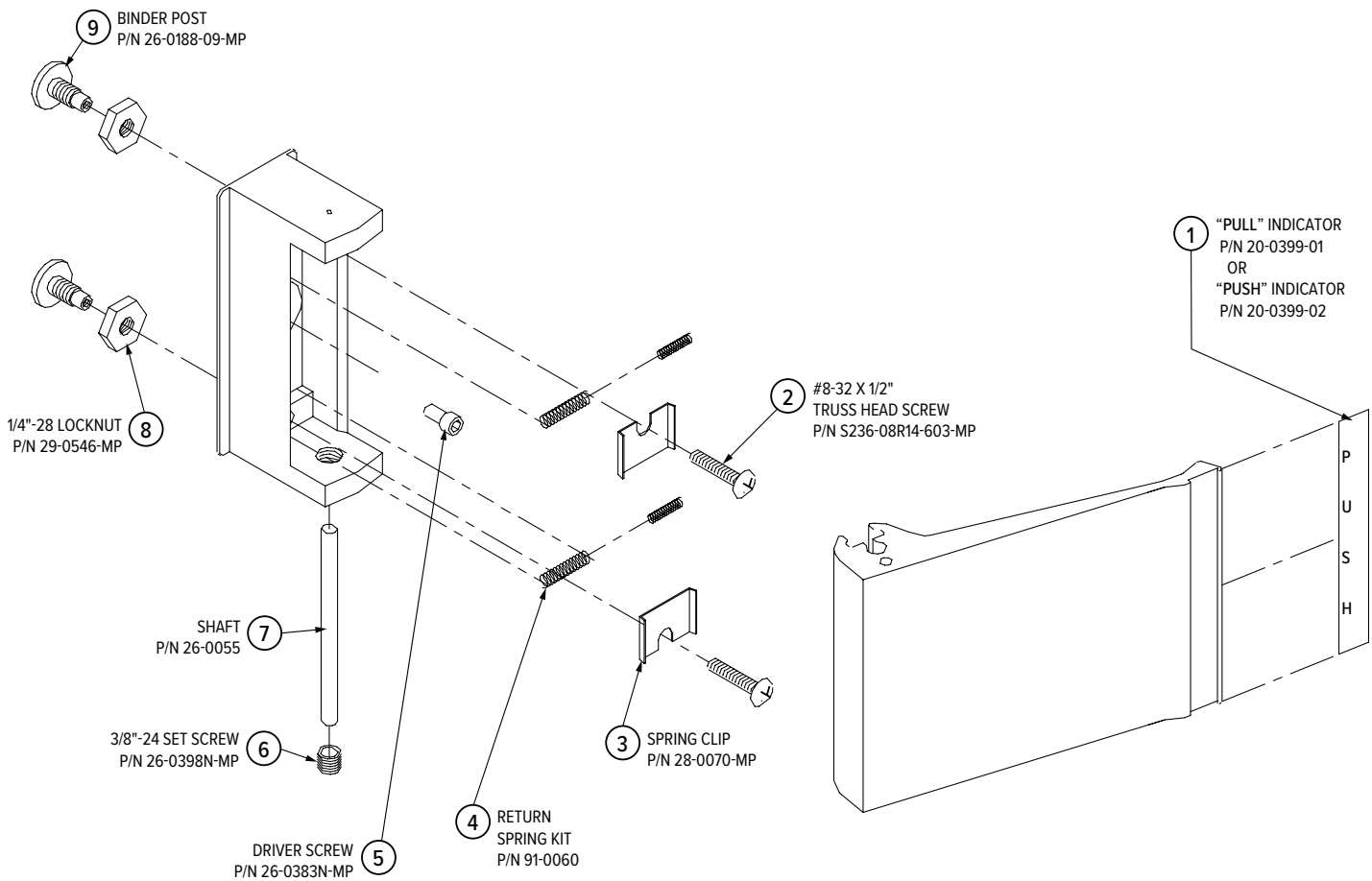
US adamsrite.com | 800 872 3267 | customerservice.adamsrite@assaabloy.com
 CANADA assaabloydss.ca | 800 461 3007 | sales.dss.ca@assaabloy.com

Patent pending and/or patent www.assaabloydss.com/patents. Copyright © 2023, Hanchett Entry Systems, Inc., an ASSA ABLOY Group company.
 All rights reserved. Reproduction in whole or in part without the express written permission of Hanchett Entry Systems, Inc. is prohibited.



4590

DEADLATCH PADDLE



4590

DEADLATCH PADDLE

4590 Deadlatch Paddle

ITEM	PART NUMBER	DESCRIPTION	UNITS PKGD	2023 PRICE
1	20-0399-01	PULL indicator	Each	\$8.00
	20-0399-02	PUSH indicator		
2	S236-08R14-603-MP	#8-32 × 1/2 truss head screw with lockwasher	Pkg. of 10	\$8.00
3	28-0070-MP	Spring clip	Pkg. of 10	\$8.00
4	91-0060	Return spring kit, includes all four springs	Each	\$11.00
5	26-0383N-MP	Driver screw	Pkg. of 10	\$89.00
6	26-0398N-MP	3/8"-24 set screw	Pkg. of 10	\$33.00
7	26-0055	Shaft	Each	\$7.00
8	29-0546-MP	1/4-28 Locknut	Pkg. of 10	\$19.00
9	26-0188-09-MP	Binder post	Pkg. of 10	\$24.00
NS	80-0180-200	Instruction sheet, 4590	Each	Email Only
	80-0180-201	Instruction sheet, 4590M		
	80-0180-202	Instruction sheet, 4590MA		

NS = Not shown

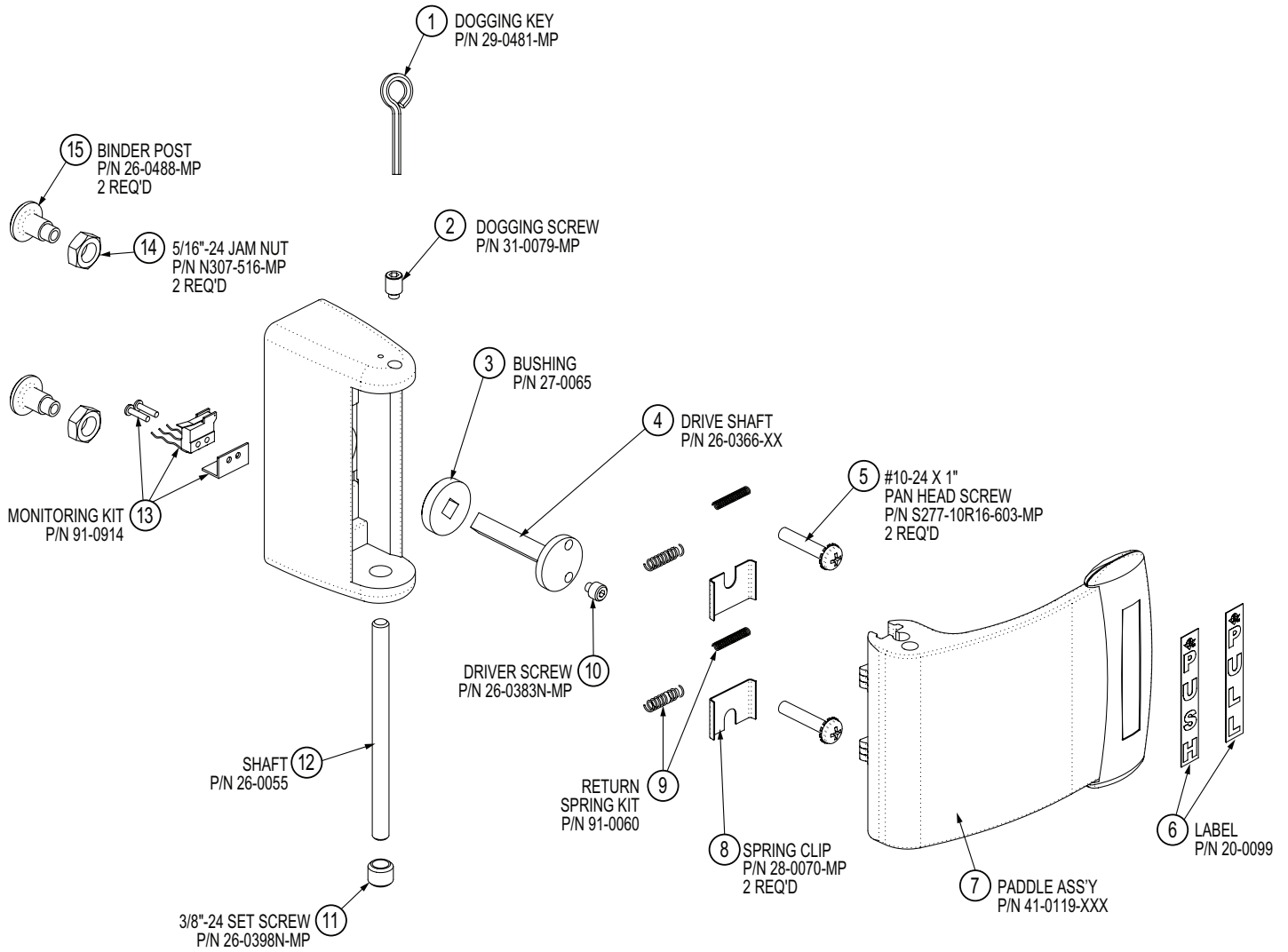
US adamsrite.com | 800 872 3267 | customerservice.adamsrite@assaabloy.com
 CANADA assaabloydss.ca | 800 461 3007 | sales.dss.ca@assaabloy.com

Patent pending and/or patent www.assaabloydss.com/patents. Copyright © 2023, Hanchett Entry Systems, Inc., an ASSA ABLOY Group company.
 All rights reserved. Reproduction in whole or in part without the express written permission of Hanchett Entry Systems, Inc. is prohibited.



4591

DEADLATCH PADDLE



4591

DEADLATCH PADDLE

4591 Deadlatch Paddle

ITEM	PART NUMBER	DESCRIPTION	UNITS PKGD	2023 PRICE
1	29-0481-MP	Dogging key	Pkg. of 10	\$38. ⁰⁰
2	31-0079-MP	Dogging screw	Pkg. of 10	\$34. ⁰⁰
3	27-0065	Bushing	Each	\$12. ⁰⁰
4	26-0366-01	Drive shaft for 1-3/4" doors	Each	\$16. ⁰⁰
	26-0366-XX	Drive shaft for doors over 1-3/4", specify door thickness	Each	\$16. ⁰⁰
5	S277-10R16-603-MP	#10-24 × 1" truss head screw with lockwasher	Pkg. of 10	\$11. ⁰⁰
6	20-0099	"PUSH" & "PULL" indicator label	Each	\$7. ⁰⁰
7	41-0119-313	Paddle assembly, 313 finish	Each	\$75. ⁰⁰
	41-0119-335	Paddle assembly, 335 finish		
	41-0119-628	Paddle assembly, 628 finish		
8	28-0070-MP	Spring clip	Pkg. of 10	\$8. ⁰⁰
9	91-0060	Return spring kit, includes all four springs	Each	\$11. ⁰⁰
10	26-0383N-MP	Driver screw	Pkg. of 10	\$89. ⁰⁰
11	26-0398N-MP	3/8"-24 set screw	Pkg. of 10	\$33. ⁰⁰
12	26-0055	Shaft	Each	\$7. ⁰⁰
13	91-0914	Monitoring kit	Each	\$137. ⁰⁰
14	N307-516-MP	5/16-24 jam nut	Pkg. of 10	\$8. ⁰⁰
15	26-0488-MP	Binder post	Pkg. of 10	\$35. ⁰⁰
NS	80-0180-4591	Instruction sheet, 4591	Each	Email Only
	80-0180-4591M	Instruction sheet, 4591M		
	80-0180-4591MA	Instruction sheet, 4591MA		

LIST = Refer to current pricelist NS = Not shown

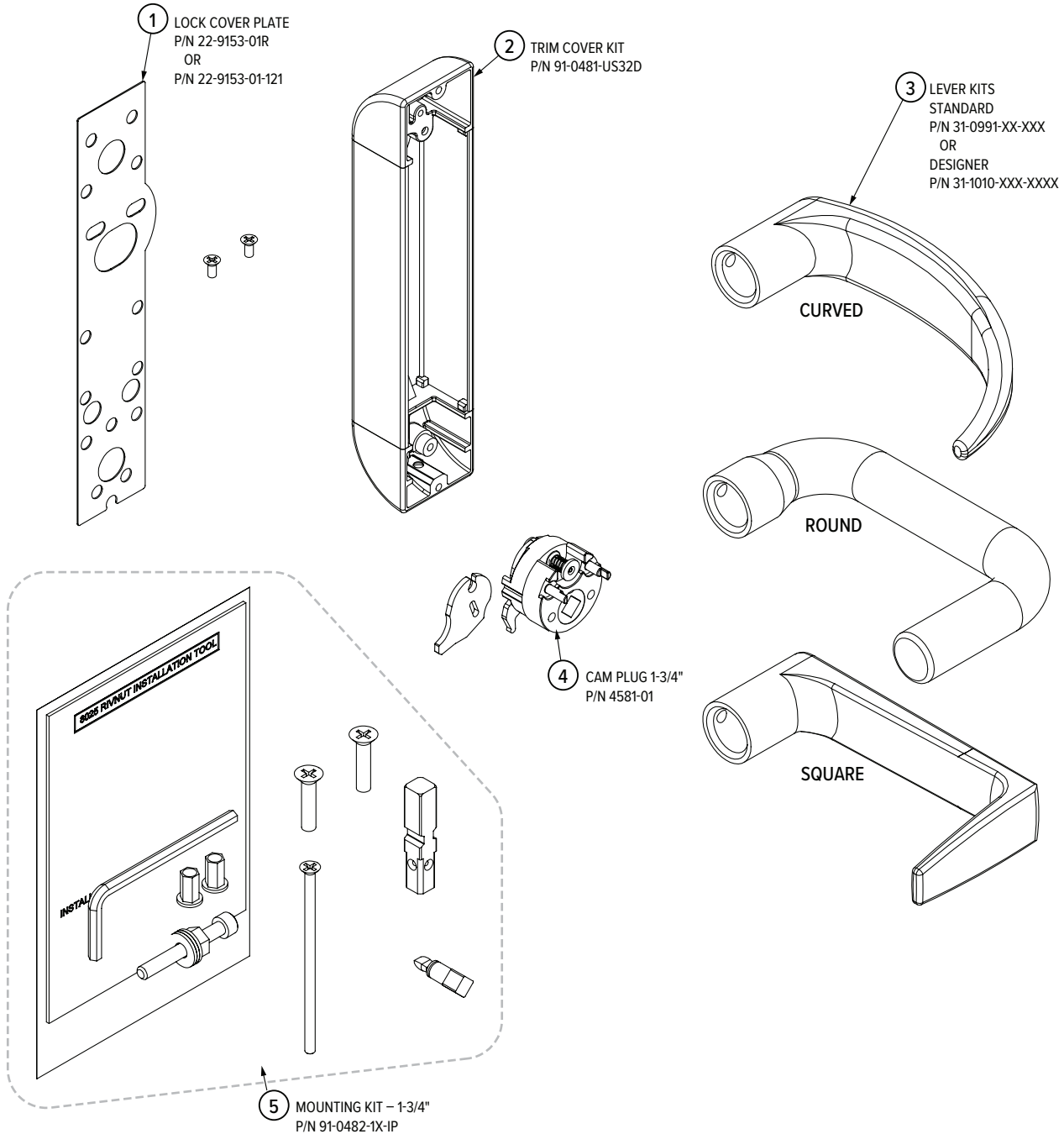
US adamsrite.com | 800 872 3267 | customerservice.adamsrite@assaabloy.com
 CANADA assaabloydss.ca | 800 461 3007 | sales.dss.ca@assaabloy.com

Patent pending and/or patent www.assaabloydss.com/patents. Copyright © 2023, Hanchett Entry Systems, Inc., an ASSA ABLOY Group company.
 All rights reserved. Reproduction in whole or in part without the express written permission of Hanchett Entry Systems, Inc. is prohibited.



4600

HEAVY DUTY DEADLATCH HANDLES



4600 HEAVY DUTY DEADLATCH HANDLES

4600 Series Heavy Duty Designer Deadlatch Handles

ITEM	PART NUMBER	DESCRIPTION	UNITS PKGD	2023 PRICE
1	22-9153-01R	Lock cover plate, shim, US32D (630) finish	Each	\$12. ⁰⁰
	22-9153-01-121	Lock cover plate, shim, 121 finish	Each	\$14. ⁰⁰
2	91-0481-US32D	Trim cover kit, US32D (630) finish	Each	\$74. ⁰⁰
3	31-0991-02-10B	Round lever kit, US10B (613) finish	Each	\$109. ⁰⁰
	31-0991-02-630	Round lever kit, US32D (630) finish		
	31-0991-03-10B	Square lever kit, US10B (613) finish		
	31-0991-03-630	Square lever kit, US32D (630) finish		
	31-0991-01-10B	Curved lever kit, US10B (613) finish		
	31-0991-01-630	Curved lever kit, US32D (630) finish		
	31-1010-MD0-10B	Designer lever kit, Centro Series MD, 10B (613) finish	Each	\$171. ⁰⁰
	31-1010-MD0-US32D	Designer lever kit, Centro Series MD, US32D (630) finish		
	31-1010-ME0-10B	Designer lever kit, Aventura Series ME, 10B (613) finish		
	31-1010-ME0-US32D	Designer lever kit, Aventura Series ME, US32D (630) finish		
	31-1010-MG0-10B	Designer lever kit, Aventura Series MG, 10B (613) finish		
	31-1010-MG0-US32D	Designer lever kit, Aventura Series MG, US32D (630) finish		
	31-1010-MI0-US32D	Designer lever kit, Aventura Series MI, 10B (613) finish		
	31-1010-MI0-US32D	Designer lever kit, Aventura Series MI, US32D (630) finish		
	31-1010-MJ0-10B	Designer lever kit, Centro Series MJ, 10B (613) finish		
	31-1010-MJ0-US32D	Designer lever kit, Centro Series MJ, US32D (630) finish		
	31-1010-MN7-10B	Designer lever kit, Odeon Series MN, left hand, 10B (613) finish		
	31-1010-MN7-US32D	Designer lever kit, Odeon Series MN, left hand, US32D (630) finish		
	31-1010-MN8-10B	Designer lever kit, Odeon Series MN, right hand, 10B (613) finish		
	31-1010-MN8-US32D	Designer lever kit, Odeon Series MN, right hand, US32D (630) finish		
	31-1010-MV7-10B-I	P Designer lever kit, Odeon Series MV, left hand, 10B (613) finish		
	31-1010-MV7-US32D	Designer lever kit, Odeon Series MV, left hand, US32D (630) finish		
	31-1010-MV8-10B	Designer lever kit, Odeon Series MV, right hand, 10B (613) finish		
	31-1010-MV8-US32D	Designer lever kit, Odeon Series MV, right hand, US32D (630) finish		
	31-1010-MW0-10B	Designer lever kit, Aventura Series MW, 10B (613) finish		
	31-1010-MW0-US32D	Designer lever kit, Aventura Series MW, US32D (630) finish		
4	4581-01	Cam plug 1-3/4"	Each	\$32. ⁰⁰
5	91-0482-11-IP	Mounting kit, 1-3/4" door thickness	Each	\$68. ⁰⁰
	91-0482-12-IP	Mounting kit, 2" door thickness		\$69. ⁰⁰
	91-0482-13-IP	Mounting kit, 2-1/4" door thickness		\$68. ⁰⁰
	91-0482-14-IP	Mounting kit, 2-1/2" door thickness		\$69. ⁰⁰
NS	80-0180-417	Installation instructions	Each	Email Only
	80-0180-416	Template		

LIST = Refer to current pricelist NS = Not shown

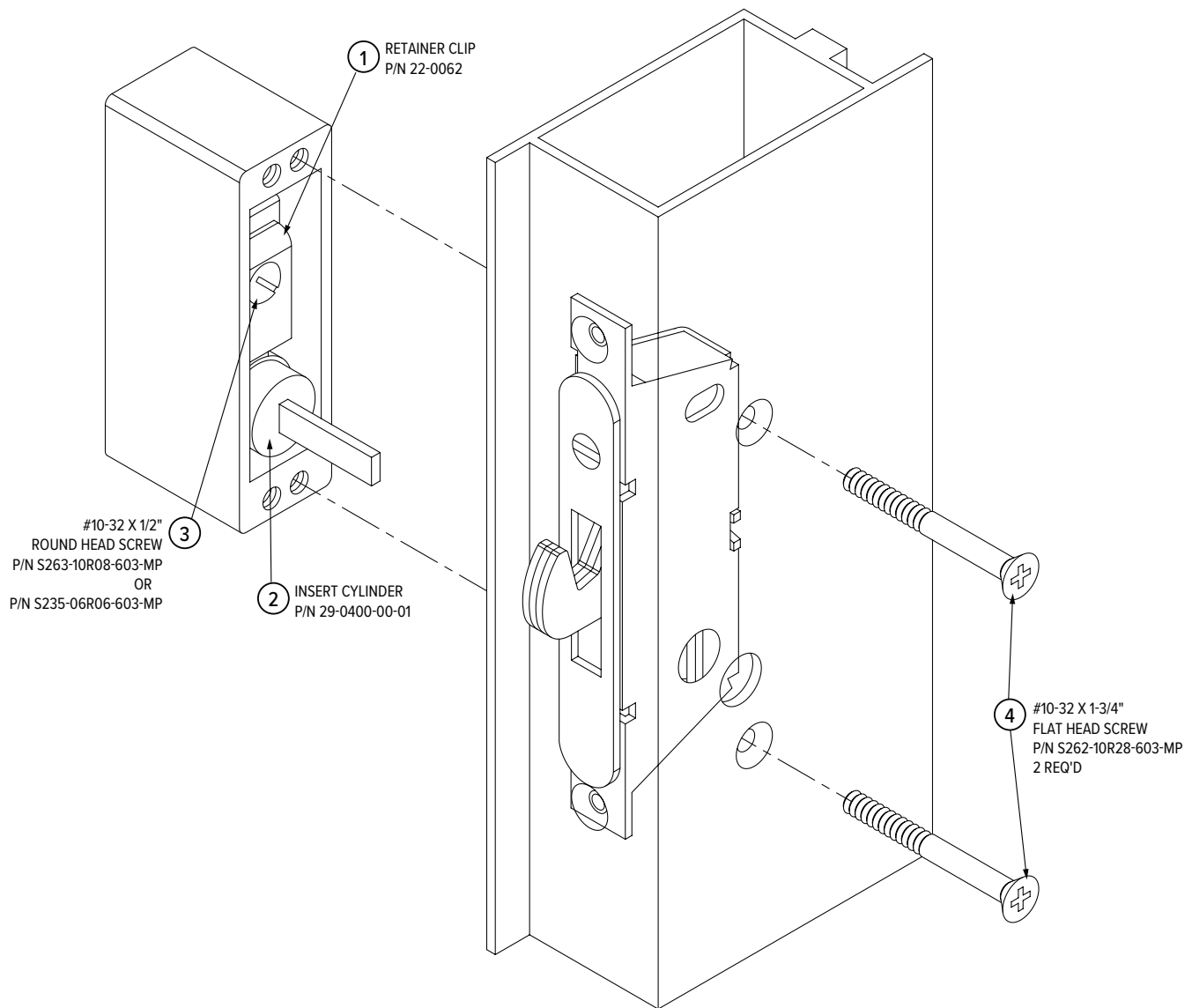
US adamsrite.com | 800 872 3267 | customerservice.adamsrite@assaabloy.com
 CANADA assaabloydss.ca | 800 461 3007 | sales.dss.ca@assaabloy.com

Patent pending and/or patent www.assaabloydss.com/patents. Copyright © 2023, Hanchett Entry Systems, Inc., an ASSA ABLOY Group company.
 All rights reserved. Reproduction in whole or in part without the express written permission of Hanchett Entry Systems, Inc. is prohibited.



4024/4025/4026

CYLINDER PULLS



4024/4025/4026

CYLINDER PULLS

4024/4025/4026 Cylinder Pulls

ITEM	PART NUMBER	DESCRIPTION	UNITS PKGD	2023 PRICE
1	22-0062	Retainer clip	Each	\$7. ⁰⁰
2	29-0400-00-01	Insert cylinder, keyed different	Each	\$37. ⁰⁰
3	S263-10R08-603-MP	#10-32 × 1/2" round head screw	Pkg. of 10	\$8. ⁰⁰
	S235-06R06-603-MP	#6-32 × 3/8" flat head undercut screw (4024)	Pkg. of 10	\$7. ⁰⁰
4	S262-10R28-603-MP	#10-32 × 1-3/4" flat head screw, 4025/4026	Pkg. of 10	\$9. ⁰⁰
NS	26-0252-50-130	Mounting screws — 4025 cylinder × cylinder, 2 required	Each	\$11. ⁰⁰

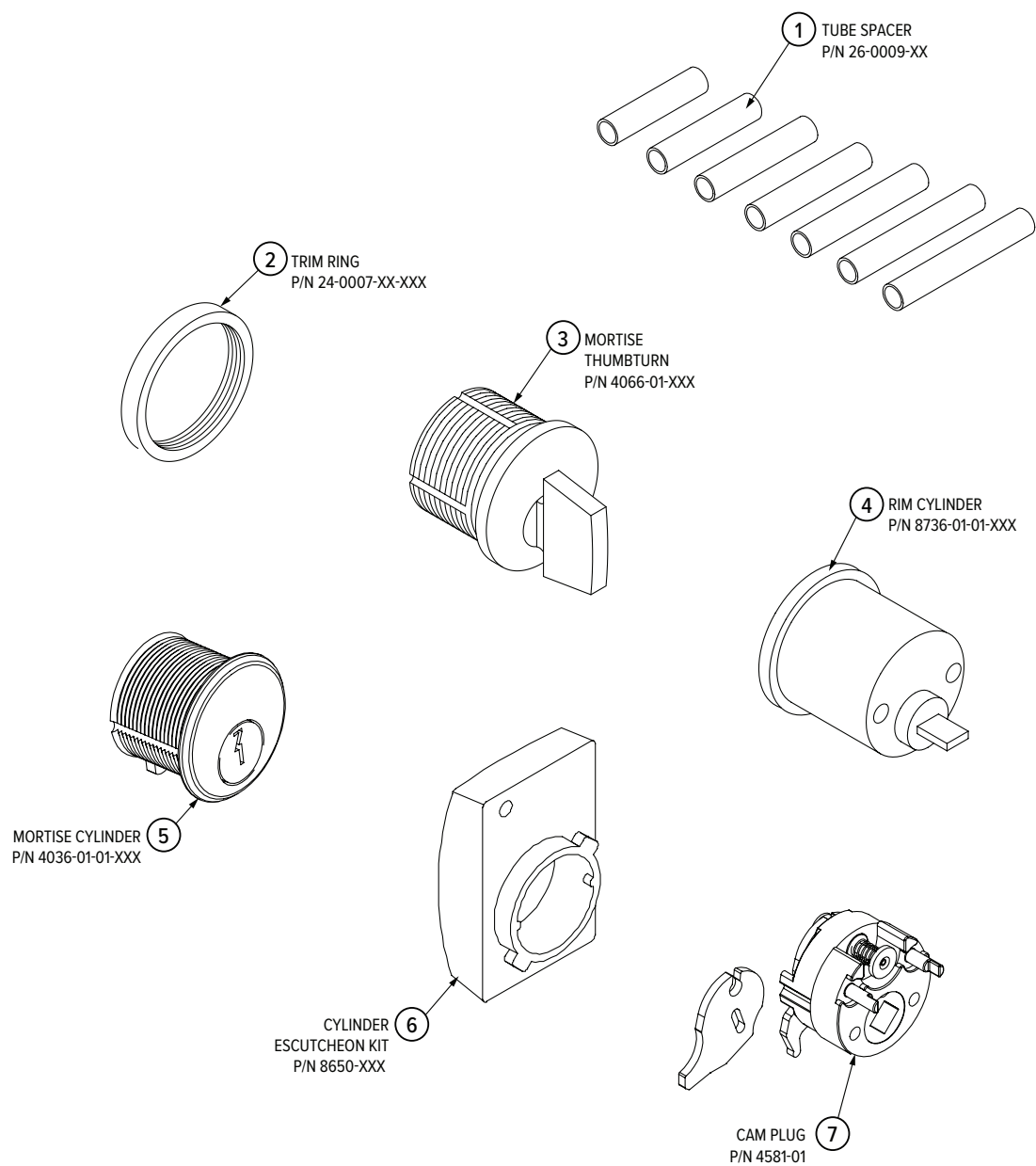
NS = Not shown

US adamsrite.com | 800 872 3267 | customerservice.adamsrite@assaabloy.com
 CANADA assaabloydss.ca | 800 461 3007 | sales.dss.ca@assaabloy.com

Patent pending and/or patent www.assaabloydss.com/patents. Copyright © 2023, Hanchett Entry Systems, Inc., an ASSA ABLOY Group company.
 All rights reserved. Reproduction in whole or in part without the express written permission of Hanchett Entry Systems, Inc. is prohibited.



Accessories & Cylinders



Accessories & Cylinders

Accessories

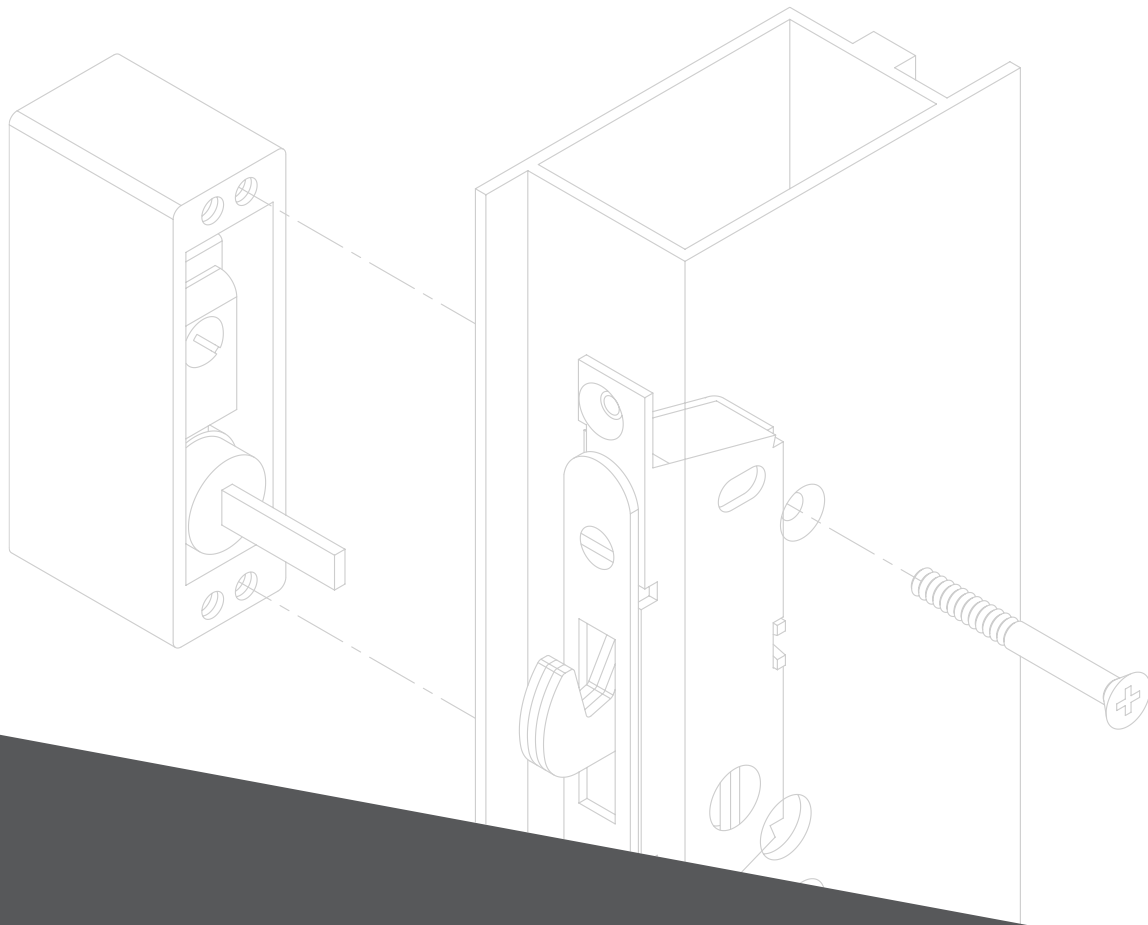
ITEM	PART NUMBER	DESCRIPTION	UNITS PKGD	2023 PRICE
1	26-0009-44	Tube spacer 1-3/8"	Each	\$19. ⁰⁰
	26-0009-46	Tube spacer 1-7/16"		
	26-0009-50	Tube spacer 1-9/16"		
	26-0009-52	Tube spacer 1-5/8"		
	26-0009-57	Tube spacer 1-25/32"		
	26-0009-62	Tube spacer 1-15/16"		
	26-0009-64	Tube spacer 2"		
	26-0009-164	Tube spacer 1-41/64"		
2	24-0007-02-628	Trim ring, 1/8", 628 finish	Each	\$16. ⁰⁰
	24-0007-03-628	Trim ring, 3/16", 628 finish		
	24-0007-04-313	Trim ring, 1/4", 313 finish		
	24-0007-04-628	Trim ring, 1/4", 628 finish		
	24-0007-09-313	Trim ring, 3/8", 313 finish		
	24-0007-09-628	Trim ring, 3/8", 628 finish		
3	4066-01-130	Mortise thumbturn, 130 finish	Each	LIST
	4066-01-313	Mortise thumbturn, 313 finish		
	4066-01-335	Mortise thumbturn, 335 finish		
4	8736-01-01-313	Rim cylinder, 313 finish	Each	LIST
	8736-01-01-335	Rim cylinder, 335 finish		
	8736-01-01-628	Rim cylinder, 628 finish		
5	4036-01-01-313	Mortise cylinder, 313 finish	Each	LIST
	4036-01-01-335	Mortise cylinder, 335 finish		
	4036-01-01-628	Mortise cylinder, 628 finish		
6	8650-119	Cylinder escutcheon kit, 119 finish	Each	LIST
	8650-121	Cylinder escutcheon kit, 121 finish		
	8650-130	Cylinder escutcheon kit, 130 finish		
	8650-US4	Cylinder escutcheon kit, US4 (606) finish		
	8650-US32	Cylinder escutcheon kit, US32 (629) finish		
	8650-US32D	Cylinder escutcheon kit, US32D (630) finish		
7	4581-01	Cam plug 1-3/4"	Each	LIST

LIST = Refer to current pricelist

US adamsrite.com | 800 872 3267 | customerservice.adamsrite@assaabloy.com
 CANADA assaabloydss.ca | 800 461 3007 | sales.dss.ca@assaabloy.com

Patent pending and/or patent www.assaabloydss.com/patents. Copyright © 2023, Hanchett Entry Systems, Inc., an ASSA ABLOY Group company.
 All rights reserved. Reproduction in whole or in part without the express written permission of Hanchett Entry Systems, Inc. is prohibited.





USA

800 872 3267 | f: 800 232 7329 | adamsrite.com

customerservice.adamsrite@assaabloy.com

techsupport.adamsrite@assaabloy.com

orders.adamsrite@assaabloy.com

Printed in the U.S.A.

Patent pending and/or patent www.assaabloydss.com/patents.

Copyright © 2023, Hanchett Entry Systems, Inc., an ASSA ABLOY Group company. All rights reserved. Reproduction in whole or in part without the express written permission of Hanchett Entry Systems, Inc. is prohibited. AR-077-0323



Experience a safer
and more open world

Canada

800 461 3007 | f: 800 461 8989 | assaabloydss.ca

sales.dss.ca@assaabloy.com

orders.dss.ca@assaabloy.com