



ASSA ABLOY

Product Catalog 2025



Experience a safer
and more open world



Product Catalog 2025

Catalog Contents

Electric Strikes

1006	4
1500 Series™, 1600 Series™	12
ES100 Aperio® Wireless	16
4500C	24
5000, 5200, 5300	26
7000, 7501	34
8000, 8300, 8500	40
9100, 9200, 9400, 9500, 9600, 9700, 9800	50
Folger Adam 310-1(X) Series	64
Folger Adam 310 Series	66
Folger Adam 310-4 Series	68
Folger Adam 310-4-X Series	70
Folger Adam 310-6-X Series	72
Folger Adam 700 Series	74
Folger Adam 742 Series	76
Electric Strike Accessories	78
Electric Strike Compatibility Chart	80
Lock Cross Reference	82

Cabinet Locks

610	86
660	88
KP20	90
KS200 Server	92
KS210 Server	96
KS-M	100

Resources

Glossary Terms	101
Terms & Conditions, Warranty	103



ASSA ABLOY

1006 Series Electric Strike

*Works with all cylindrical
and mortise locksets with
or without a deadbolt*

Also available in
Complete One Box
Solution



The strongest, most versatile electric strike available.

The HES 1006 series is the strongest and most versatile electric strike available. The dual interlocking plunger design and heavy duty stainless steel construction, enables it to exceed every standard developed for electric strikes. With multiple faceplate options, the 1006 will fully accommodate every lock designed to work within an ANSI 4-7/8" strike plate. Tested to exceed 3,000 lbs. of static strength, 350 ft-lbs. of dynamic strength and factory tested to exceed 1,000,000 cycles of operation, the 1006 is in a class of its own.

Features

- Stainless steel construction
- Tamper resistant
- Static strength 2,500 lbs. (fail secure)
- Dynamic strength 350 ft-lbs. (fail secure)
- Endurance 1,000,000 cycles
- Fail secure (standard)
- Non-handed
- Accommodates up to 1" [25.4mm] deadbolt
- Plug-in connector
- Full keeper shims for horizontal adjustment
- Trim enhancer
- Strike body depth 1-11/16" [43mm]
- SecuriCare five-year, no-fault, no questions asked warranty (Addition of SMART Pac® III extends the warranty to 10 years)

Options

- LBM - Latchbolt monitor
- LBSM - Latchbolt strike monitor
- Fail Safe
- Interchangeable faceplates
- Monitor switch may not work with all faceplate options

Accessories

- 157 Torx® screws
- 1000-102 Rain guard
- 1006-103 Full Keeper Shims
- 1000-104 Lip Extension Trim Adapter
- 1006-105 Trim Enhancer
- 1000-110 Replacement Strike Plate
- 1000-130 KD Filler Plate
- 150 Strike Latch Guard
- HESCUT-MTK Metal Template Kit
- 2005M3 SMART Pac® III



Grade 1



SecuriCare
Warranty



Mortise Locks
with Deadbolt



Mortise Locks
without
Deadbolt



Cylindrical
Locksets



Specialty
Locksets



Dual Voltage
12/24



Fire Rated



Windstorm
Resistant



Outdoor
Rated



Burglary
Rated

hes

ASSA ABLOY

1006 Series Electric Strike

Certifications

- ASTM E152 Fire Door Compliant
- ASTM E330 Certified
- ANSI/BHMA A156.31, Grade 1
- ANSI/SDI 250.13 Certified
- Florida Building Code Approved FL# 16392
- NFPA-252 Fire Door Compliant
- RoHS Compliant
- UL 10C Fire Rated
- UL 294 Listed
- UL 1034 Burglary-Resistant Listed and Suitable for Outdoor Use

Specifications

Frame Application

- Metal
- Wood

Electrical

- Dual Voltage 12/24 VDC
- 480 mA at 12 VDC
- 240 mA at 24 VDC

NOTE: DC must be well filtered with ripple less than 1 volt 12 ms.

Dimensions

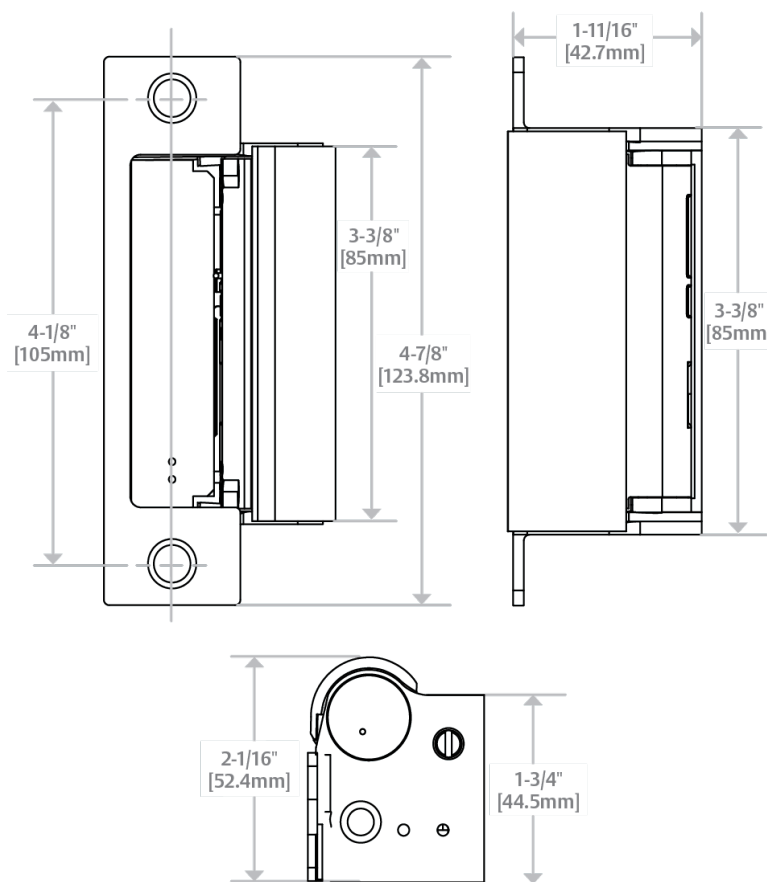


Diagram shown with DB faceplate

How to Order

SERIES	MODEL	FAIL SECURE / SAFE	FINISH*	OPTION (S)
1006	—	— F	— 630	— LBM
1006 Universal Electric Strike	(blank) Electric strike body only, faceplates ordered separately	(blank) Fail Secure (standard)	605 Bright Brass	(blank) No Monitor
	CS* Complete Electric Strike; includes the SMART Pac III and J, KD, KM, HM, ND faceplates and brackets	F Fail Safe	606 Satin Brass	LBM Latchbolt Monitor**
	CLB* Complete Electric Strike for latchbolt locks; includes J, K, KD and KM faceplates		612 Satin Bronze	LBSM Latchbolt Strike Monitor**
	CDB* Complete Electric Strike for Deadbolt Locks; includes the ND and HM faceplates		613E Dark Oxidized Satin Bronze Powder	
	CAS* Complete Electric Strike for Deadbolt Locks; includes the N, ND and NM faceplates		629 Bright Stainless Steel	
			630 Satin Stainless Steel	
			BLK Black	

*Complete Pacs are only available in the 630 finish. ** Not available with CS, CDB, or CAS

NOTE: Electric strike compatibility is determined at time of electric strike product release. ASSA ABLOY is not responsible for incompatibility of products that have changed in design or craftsmanship by their respective manufacturers. When compatibility is a concern, contact Customer Support for application assistance.

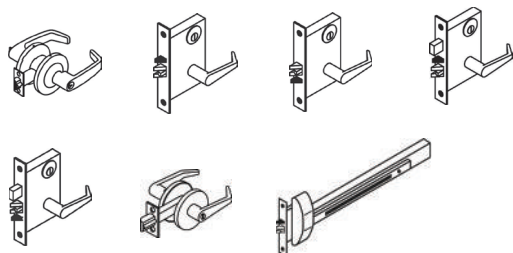
1006CS Smart Strike™

The Complete One Box Solution for all cylindrical and mortise locksets, with or without a 1" deadbolt

The 1006CS Smart Strike includes a 1006 electric strike body and SMART Pac® III plus faceplates and brackets that can provide the same function as any of the following options:

J Option	H Option	HTD Option
K Option	HD Option	N Option
KD Option	HM Option	ND Option
KM Option	HT Option	NM Option

Compatible Locksets




1006CLB Complete for Latchbolt Locks

The Complete One Box Solution for all cylindrical and mortise locksets

The 1006CLB includes the 1006 electric strike body plus faceplates and brackets that provide the same function as any of the following options:

J Option	KD Option
K Option	KM Option

Compatible Locksets




1006CAS Complete for Recapture

The Complete One Box Solution for deadbolt recapture

The 1006CAS Smart Strike includes a 1006 electric strike body plus faceplates and brackets that can provide the same function as any of the following options:

A Option	N Option	T Option
AD Option	ND Option	TD Option
AM Option	NM Option	

Compatible Locksets



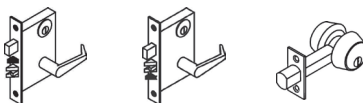
1006CDB Complete for Deadbolt Locks

The Complete One Box Solution for all locksets with a 1" deadbolt


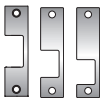
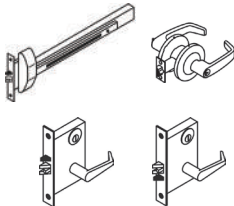

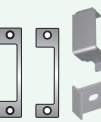
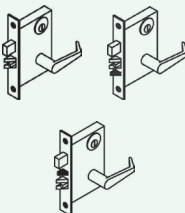

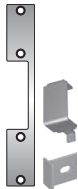
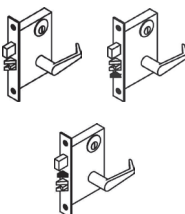

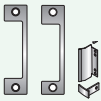
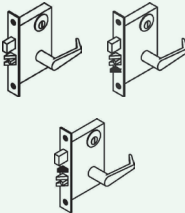

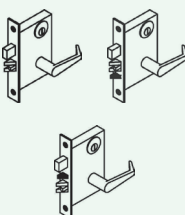
The 1006CDB includes the 1006 electric strike body plus faceplates and brackets that provide the same function as any of the following options:

H Option	HT Option	ND Option
HD Option	HTD Option	NM Option
HM Option	N Option	



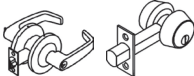





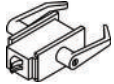





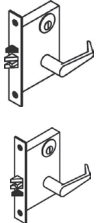
Compatible Locksets



1006 Series Faceplate Options














OPERATION	 Mortise Locks with Deadbolt	<p>Latchbolt and deadbolt are released by a single keeper. The keeper is held open to recapture the latchbolt and deadbolt when the door is closed.</p>
 4-7/8" × 1-1/4" [123.8mm x 31.75mm]	LB Option The Latchbolt Solution: Includes all hardware to accommodate every cylindrical and mortise lock up to a 3/4" [19mm] latchbolt <i>Replaces function of the J, K, KM and KD Options.</i> ANSI/BHMA Numbers: E09321, E09322, E09323	
OPERATION	 Mortise Locks with Deadbolt	<p>This deadbolt solution offers two modes of functionality; night latch and lockout. (Functional operation modes described below.)</p>
 4-7/8" × 1-1/4" [123.8mm x 31.75mm]	DB Option The Deadbolt Solution: Includes all hardware to retain and release all mortise and cylindrical locks with up to a 1" deadbolt <i>Mode 1: Night latch function. The deadbolt is retracted during traffic hours. The latchbolt is released by the keeper and keeper returns to the locked position.</i> <i>Mode 2: Lockout function. The electric strike will not release if the deadbolt is extended.</i> <i>Replaces function of the N, ND, NM, H, HD, HM, HT, and HTD options</i> ANSI/BHMA Numbers: E09391, E09392, E09393, E09331, E09332, E09333	
OPERATION	 Mortise Locks with Deadbolt	<p>This deadbolt solution offers two modes of functionality; night latch and lockout. (functional operation modes described below.)</p>
 9" × 1-3/8" [123.8mm x 34.9mm]	DB-2 Option The Deadbolt Solution: Includes all hardware to retain and release all mortise and cylindrical locks with up to a 1" deadbolt. Wood applications. <i>Mode 1: Night latch function. The deadbolt is retracted during traffic hours. The latchbolt is released by the keeper and keeper returns to the locked position.</i> <i>Mode 2: Lockout function. The electric strike will not release if the deadbolt is extended.</i> <i>Replaces the N-2 and H-2 options</i> ANSI/BHMA Numbers: E09391, E09392, E09393, E09331, E09332, E09333	
OPERATION	 Mortise Locks with Deadbolt	<p>Latchbolt and deadbolt are released by a single keeper. The keeper is held open to recapture the latchbolt and deadbolt when the door is closed.</p>
 4-7/8" × 1-1/4" [123.8mm x 31.75mm]	CAS Option The Continuous Deadbolt Recapture Solution: Includes all hardware to retain, release and recapture all mortise locks and tubular E Option locks with up to a 1" deadbolt. Mode: Normally extended deadbolt. Latchbolt and deadbolt are released by a single keeper. The keeper is held open to recapture the latchbolt and deadbolt when the door is closed. <i>Replaces the N, ND, NM, A, AM, AD, T and TD options</i> ANSI/BHMA Numbers: E09391, E09392, E09393, E09331, E09332, E09333	
 9" × 1-3/8" [123.8mm x 34.9mm]	CAS-2 Option The Deadbolt Solution: Includes all hardware to retain, release and recapture all mortise locks and tubular locks with up to a 1" deadbolt. Wood applications. Mode: Normally extended deadbolt. Latchbolt and deadbolt are released by a single keeper. The keeper is held open to recapture the latchbolt and deadbolt when the door is closed. <i>Replaces the N-2, A-2 and T-2 options</i> ANSI/BHMA Numbers: E09391, E09392, E09393, E09331, E09332, E09333	

1006 Series Faceplate Options

OPERATION	 Specialty Locksets	After releasing the latchbolt or deadbolt, the keeper is held open to recapture the bolt as the door is closed.
 4-7/8" x 1-1/4" [123.8mm x 31.75mm]	E Option For use with: Corbin Russwin Security Bolt, Weiserbolt and normally extended 1" tubular deadbolts ANSI/BHMA Numbers: E09391, E09392, E09393	
OPERATION	 Specialty Locksets	The hookbolt is released by a single keeper. The keeper is held open to recapture the latchbolt and hookbolt when the door is closed.
 4-7/8" x 1-1/4" [123.8mm x 31.75mm]	R Option For use with: Adams Rite style hookbolt up to 1" throw ANSI/BHMA Numbers: E09391, E09392, E09393, E09332, E09333	
OPERATION	 Specialty Locksets	After releasing the latchbolt, the keeper returns to the locked position.
 4-7/8" x 1-1/4" [123.8mm x 31.75mm]	Z Option For use with: Unit and Mono locks ANSI/BHMA Numbers: E09321, E09322, E09323	
OPERATION	 Cylindrical Locksets	After releasing the latchbolt, the keeper returns to the locked position.
 9" x 1-3/8" [123.8mm x 34.9mm]	J-2 Option For use with: All cylindrical locks up to a 3/4" [19mm] latchbolt. Wood applications. ANSI/BHMA Numbers: E09321, E09322, E09323	
OPERATION	 Mortise Locks without Deadbolt	After releasing the latchbolt, the keeper returns to the locked position.
 9" x 1-3/8" [123.8mm x 34.9mm]	KM-2 Option For use with: Mortise locksets up to a 3/4" [19mm] latchbolt. Wood applications. ANSI/BHMA Numbers: E09321, E09322, E09323	

"For use with" information is offered as a recommendation only. Reference should be made to the lockset manufacturer for proper installation instructions necessary to meet compatibility requirements.






1006 Series Faceplate Options

OPERATION	 Cylindrical Locksets	After releasing the latchbolt or deadbolt, the keeper is held open to recapture the bolt as the door is closed.
 4-7/8" × 1-1/4" [123.8mm x 31.75mm]	J Option For use with: Cylindrical locksets up to 3/4" [19mm] throw and all locksets with center-lined bolts. Compatible locksets: All brands of cylindrical latchbolts ANSI/BHMA Numbers: E09321, E09322, E09323	
OPERATION	 Mortise Locks with Deadbolt	After releasing the latchbolt, the keeper returns to the locked position.
 4-7/8" × 1-1/4" [123.8mm x 31.75mm]	KD Option For use with: Mortise locksets up to 3/4" [19mm] throw latchbolt. Compatible locksets: Dorma 9500, Jackson, Sargent (7700 & 8100), Schlage, ASSA ABLOY ACCENTRA™* (8700) ANSI/BHMA Numbers: E09321, E09322, E09323	
 4-7/8" × 1-1/4" [123.8mm x 31.75mm]	KM Option For use with: Mortise locksets up to 3/4" [19mm] throw latchbolt. Compatible locksets: Accurate, Arrow, Baldwin, Best, Corbin Russwin, Falcon, Marks, PDQ, Sargent (7800, 8200 & 9200), ASSA ABLOY ACCENTRA™* (8800) ANSI/BHMA Numbers: E09321, E09322, E09323	
OPERATION	 Mortise Locks with Deadbolt	Lockout function. The electric strike will not release if the deadbolt is extended. The deadbolt is retracted during traffic hours. The latchbolt is released by the keeper. The keeper returns to the locked position.
 4-7/8" × 1-1/4" [123.8mm x 31.75mm]	HM Option For use with: Mortise locksets with a 1" deadbolt. Strike will not release when deadbolt is extended. Compatible locksets: Accurate, Arrow, Baldwin, Best, Corbin Russwin, Falcon (45H, 47H, 34H & 37H), Marks, Omnia, PDQ, Sargent (7800, 8200 & 9200), ASSA ABLOY ACCENTRA™* (8800) ANSI/BHMA Numbers: 09391, E09392, E09393, E09331, E09332, E09333	
 4-7/8" × 1-1/4" [123.8mm x 31.75mm]	HTD Option For use with: Mortise locksets with a 1" deadbolt and no deadlatch or a center positioned deadlatch. Strike will not release when deadbolt is extended. Compatible locksets: Sargent (7700 & 8100), Schlage, ASSA ABLOY ACCENTRA™* (8700) ANSI/BHMA Numbers: E09391, E09392, E09393, E09331, E09332, E09333	

* Formerly Yale Commercial

"For use with" information is offered as a recommendation only. Reference should be made to the lockset manufacturer for proper installation instructions necessary to meet compatibility requirements.

1006 Series Faceplate Options

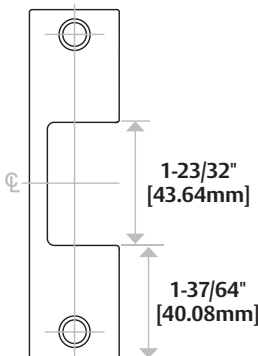
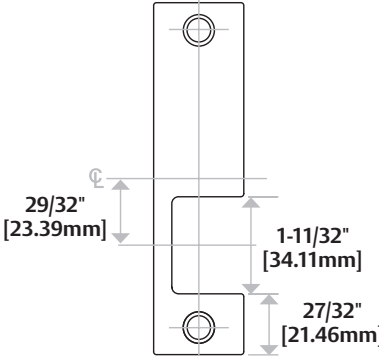
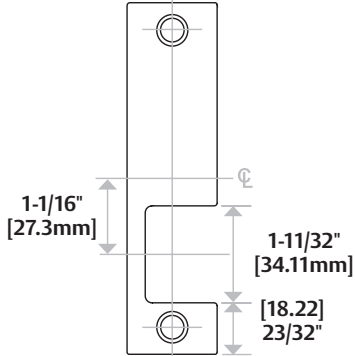
OPERATION	 Mortise Locks with Deadbolt	Night latch function. The deadbolt is retracted during traffic hours. The latchbolt is released by the keeper and keeper returns to the locked position.
 4-7/8" × 1-1/4" [123.8mm x 31.75mm]	ND Option For use with: Mortise locksets with a deadbolt used for night latch function only. Compatible locksets: Sargent (7700 & 8100), Schlage, ASSA ABLOY ACCENTRA™* (8700) ANSI/BHMA Numbers: E09391, E09392, E09393, E09331, E09332, E09333	
 4-7/8" × 1-1/4" [123.8mm x 31.75mm]	NM Option For use with: Mortise locksets with a deadbolt used for night latch function only. Compatible locksets: Accurate, Arrow, Baldwin, Best, Corbin Russwin, Falcon (45H, 47H, 34H & 37H), Marks, Omnia, PDQ, Sargent (7800, 8200 & 9200), ASSA ABLOY ACCENTRA™* (8800) ANSI/BHMA Numbers: E09391, E09392, E09393, E09331, E09332, E09333	

* Formerly Yale Commercial

The following legacy faceplate options remain available for order. Suggestions are provided below for more versatile options.

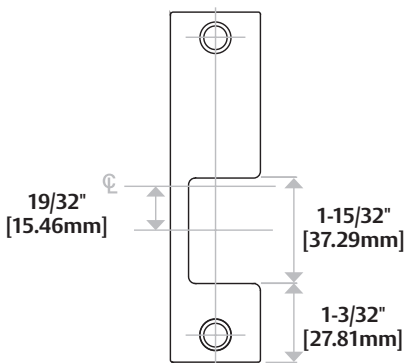
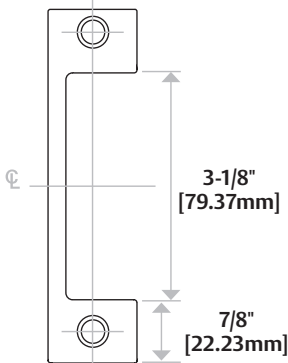
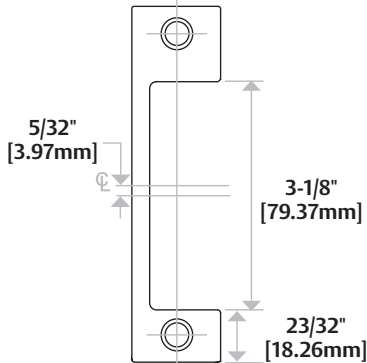
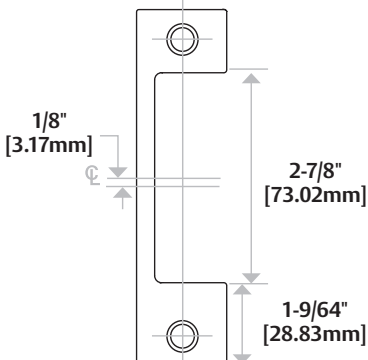
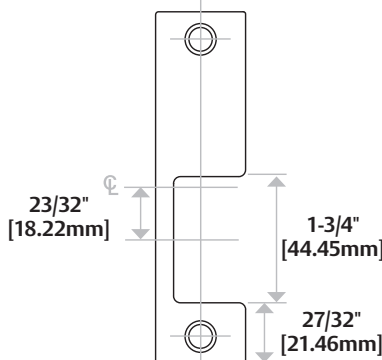
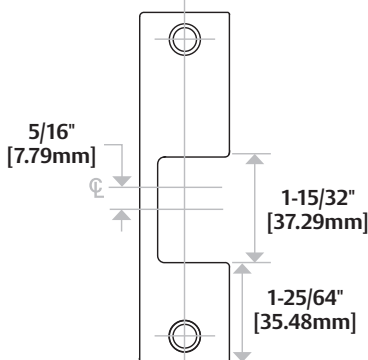
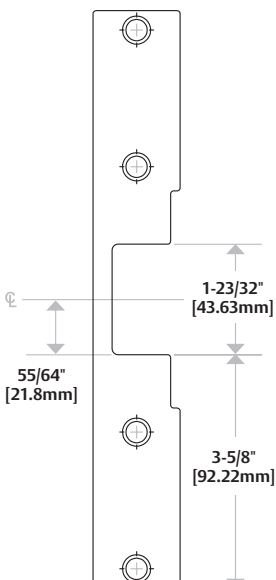
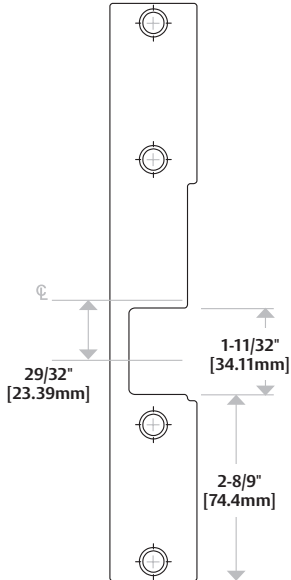
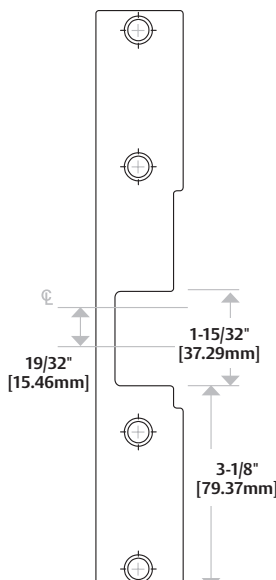
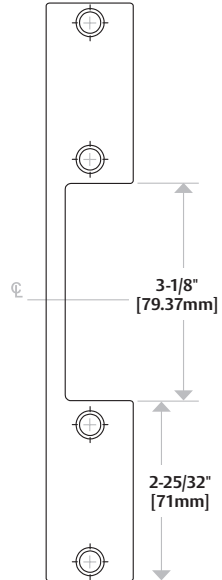
H Option	replaced by HM Option	A-2 Option	replaced by CAS-2 Option
HD Option	replaced by HTD Option	H-2 Option	replaced by DB-2 Option
HT Option	replaced by HTD Option	N-2 Option	replaced by DB-2 Option
K Option	replaced by KM Option	T-2 Option	replaced by CAS-2 Option
K-2 Option	combined into KM-2 Option		

1006 Series Faceplate Option Dimensions

J, E	K	KD
 <p>1-23/32" [43.64mm] 1-37/64" [40.08mm]</p>	 <p>29/32" [23.39mm] 1-11/32" [34.11mm] 27/32" [21.46mm]</p>	 <p>1-1/16" [27.3mm] 1-11/32" [34.11mm] 18.22 [23/32"]</p>

"For use with" information is offered as a recommendation only. Reference should be made to the lockset manufacturer for proper installation instructions necessary to meet compatibility requirements.

1006 Series Faceplate Option Dimensions

KM	H, HT, N	HD, ND	
			
HM, NM	R	Z	
			
J-2	K-2	KM-2	N-2, H-2
			

For use with" information is offered as a recommendation only. Reference should be made to the lockset manufacturer for proper installation instructions necessary to meet compatibility requirements.

1500 Series® Electric Strike

Works with all brands of cylindrical and mortise locksets without a deadbolt

Also available in
Complete One Box
Solution



The most advanced, modular electric strikes that work with every brand of cylindrical or mortise locks designed to work with a 4-7/8" strike plate.

The HES 1500 Series® Electric Strikes set a new standard in the industry by offering dynamic integrated adjustability and field configurable options compatible with any cylindrical or mortise lock. The modular design of the platform makes stocking and installing easier with interchangeable faceplates and accessories. For the first time, the aesthetics of an electric strike are complimentary to other surrounding door hardware and blend in with the opening due to the fully finished design available in eight finishes.

Features

- Stainless steel construction
- Tamper resistant
- Static strength 1500 lbs
- Dynamic strength 70 ft-lbs
- Endurance 1,000,000 cycles
- Field selectable fail safe/fail secure
- Non-handed
- Interchangeable faceplates and accessories
- Field replaceable components
- Fully finished faceplate, keeper, case and trim
- Field adjustable integrated shim
- Strike body depth 1-3/8" [34.9mm]
- SecuriCare five-year, no-fault, no questions asked warranty (Addition of SMART Pac® III extends the warranty to 10 years)

Options

- LM – Lock monitor
- DLM – Dual lock monitors
- LMS – Lock monitor and strike monitor
- DLMS – Dual lock monitors and strike monitor

Accessories

- 157 Torx® screws
- HES-CUT-MTK Metal Template Kit
- OPT-1SRK Spring Replacement kit
- OPT-1LM Single lock monitor
- OPT-1DLM Dual lock monitors
- MOD-1SOL Solenoid Replacement Module

For easy 3D instructions, download the BILT mobile app



Grade 1



SecuriCare
Warranty



Mortise Locks
without
Deadbolt



Cylindrical
Locksets



Field Selectable
(Fail secure
/Fail safe)



Dual Voltage
12/24



PoE
Friendly



Fire Rated



Windstorm
Rated



Outdoor
Rated



Burglary
Rated



1500 Series® Electric Strike

Certifications

- ASTM E152 Fire Door Compliant
- ASTM E330 Certified
- ANSI/BHMA A156.31, Grade 1
- ANSI/SDI 250.13 Certified
- CAL FIRE, 3776-1654:0500
- Florida Building Code Approved FL# 22400
- NFPA-252 Fire Door Compliant
- RoHS Compliant
- UL 10C Fire Rated
- UL 294 Listed
- UL 1034 Burglary-Resistant Listed and Suitable for Outdoor Use

Specifications

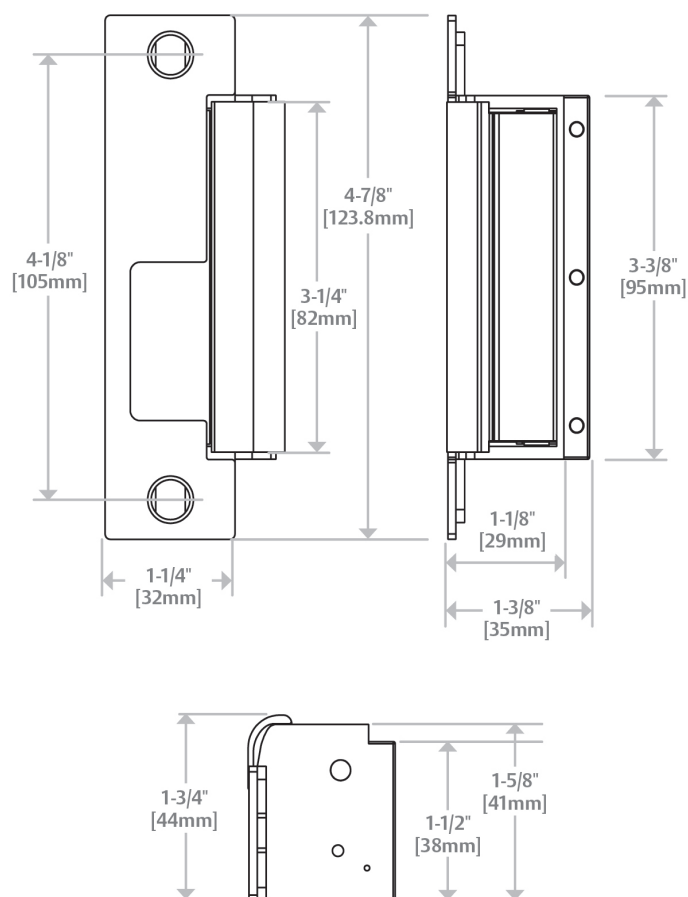
Frame Application

- Metal
- Wood

Electrical

- Dual voltage 12/24 VDC/VAC
- 240 mA at 12 VDC/VAC
- 120 mA at 24 VDC/VAC
- DC continuous duty/AC intermittent duty only
- PoE friendly

Dimensions



How to Order

SERIES	MODEL	FINISH*	OPTION (S)**
1500	—	— 630	— LM
1500 Universal Electric Strike; faceplate option kits ordered separately	C* Complete Electric Strike; includes 1LB faceplate kit for latchbolts	605 Bright Brass 606 Satin Brass 612 Satin Bronze 613E Dark Oxidized Satin Bronze Powder 629 Bright Stainless Steel 630 Satin Stainless Steel BSP Black Suede Powder	(blank) No Monitor LM Lock Monitor DLM Dual Lock Monitor LMS Lock Monitor and Strike Monitor DLMS Dual Lock Monitors and Strike Monitor

*Complete Pacs are only available in the 630 finish **LMS/DLMS factory installed only option.

NOTE: Electric strike compatibility is determined at time of electric strike product release. ASSA ABLOY is not responsible for incompatibility of products that have changed in design or craftsmanship by their respective manufacturers. When compatibility is a concern, contact Customer Support for application assistance.

1600 Series® Electric Strike

*Works with all brands of
cylindrical and mortise locksets,
with or without a deadbolt*

Also available in
Complete One Box
Solution



Accommodates up to a 1" deadbolt with enhanced vertical cavity spacing.

The HES 1600® Series Electric Strikes set a new standard in the industry by offering dynamic integrated adjustability and field configurable options compatible with any cylindrical or mortise lock. The modular design of the platform makes stocking and installing easier with interchangeable faceplates and accessories. For the first time, the aesthetics of an electric strike are complimentary to other surrounding door hardware and blend in with the opening due to the fully finished design available in eight finishes.

Features

- Stainless steel construction
- Tamper resistant
- Static strength 1500 lbs
- Dynamic strength 70 ft-lbs
- Endurance 1,000,000 cycles
- Field selectable fail safe/fail secure
- Non-handed
- Interchangeable faceplates and accessories
- Field replaceable components
- Fully finished faceplate, keeper, case and trim
- Field adjustable integrated shim
- Electrolynx® connectors
- Strike body depth 1-5/8" [41.3mm]
- SecuriCare five-year, no-fault, no questions asked warranty (Addition of SMART Pac® III extends the warranty to 10 years)

Options

- LM - Lock monitor
- DLM - Dual lock monitors
- LMS - Lock monitor and strike monitor
- DLMS - Dual lock monitors and strike monitor

Accessories

- 157 Torx® screws
- HES-CUT-MTK Metal Template Kit
- OPT-1SRK Spring Replacement kit
- OPT-1LM Single lock monitor
- OPT-1DLM Dual lock monitors
- MOD-1SOL Solenoid Replacement Module



Grade 1



SecuriCare
Warranty



Mortise Locks
with Deadbolt



Mortise Locks
without
Deadbolt



Cylindrical
Locksets



Field Selectable
(Fail secure
/Fail safe)



Dual Voltage
12/24



PoE
Friendly



Fire Rated



Windstorm
Rated



Outdoor
Rated



Burglary
Rated



ASSA ABLOY

1600 Series® Electric Strike

Certifications

- ASTM E152 Fire Door Compliant
- ASTM E330 Certified
- ANSI/BHMA A156.31, Grade 1
- ANSI/SDI 250.13 Certified
- CAL FIRE, 3776-1654:0500
- Florida Building Code Approved FL# 22400
- NFPA-252 Fire Door Compliant
- RoHS Compliant
- UL 10C Fire Rated
- UL 294 Listed
- UL 1034 Burglary-Resistant Listed and Suitable for Outdoor Use

Specifications

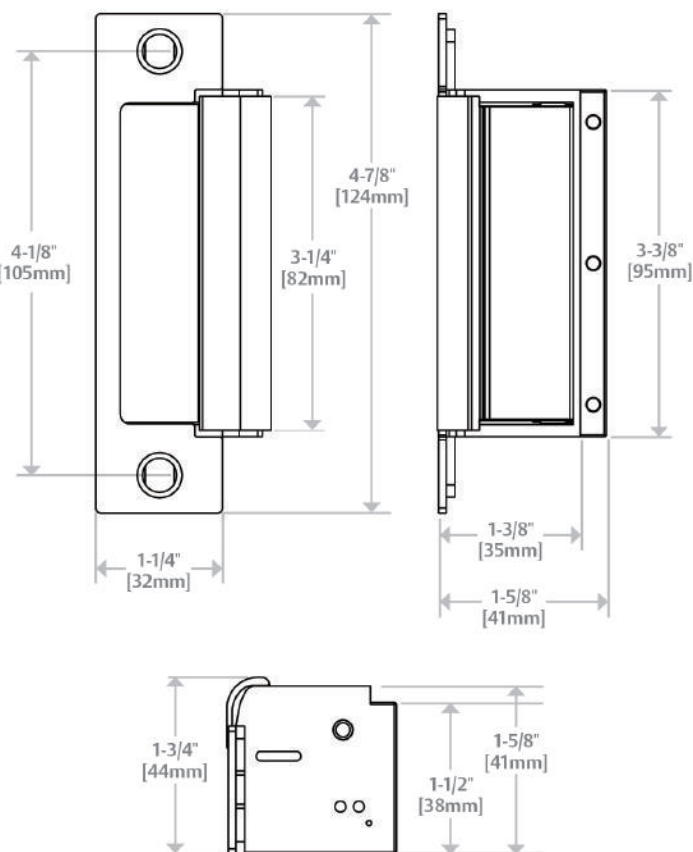
Frame Application

- Metal
- Wood

Electrical

- Dual voltage 12/24 VDC/VAC
- 240 mA at 12 VDC/VAC
- 120 mA at 24 VDC/VAC
- DC continuous duty/AC intermittent duty only
- PoE friendly

Dimensions



How to Order

SERIES	MODEL	FINISH*	OPTION (S)
1600	- CS	- 630	- LM
1600 Universal Electric Strike	(blank) Electric strike body only, faceplates ordered separately	605 Bright Brass	(blank) No Monitor
	CS* Complete Electric Strike; includes 1LB faceplate kit for latchbolts and 1DB faceplate kit for deadbolts	606 Satin Brass	LM Lock Monitor
	CLB* Complete Electric Strike for Latchbolt Locks; includes 1LB faceplate kit for latchbolts6	612 Satin Bronze	DLM Dual Lock Monitor
	CDB* Complete Electric Strike for Deadbolt Locks; includes 1DB faceplate kit for deadbolts	613E Dark Oxidized Satin Bronze Powder	LMS Lock Monitor and Strike Monitor
		629 Bright Stainless Steel	DLMS Dual Lock Monitors and Strike Monitor
		630 Satin Stainless Steel	
		BSP Black Suede Powder	

*Complete Pacs are only available in the 630 finish

NOTE: Electric strike compatibility is determined at time of electric strike product release. ASSA ABLOY is not responsible for incompatibility of products that have changed in design or craftsmanship by their respective manufacturers. When compatibility is a concern, contact Customer Support for application assistance.

ES100 Series Wireless Electric Strike

The most versatile way to retrofit an opening with real-time online access control



Wireless Electric Strikes make online access control simple and affordable.

For the first time, the industry leading features of the HES 1500 and 1600 series electric strikes have been paired with Aperio® wireless technology to provide even more affordable access control retrofit options for remote control and monitoring. Available in both Convenient (non-monitored) and Secure (monitored) model options. Compatible with most models of cylindrical and mortise latchbolt locksets, including 1" deadbolts. Simply put, the ES100 Series Electric Strike is the affordable universal retrofit solution that offers flexible configuration options and dynamic adjustability without the need to run wires to every door.

Features

Standard Features (All Models)

- 2.4 GHz Aperio® wireless technology
- Integrates with existing access control systems and credentials
- Audit trail limited by access control system
- Battery operated for stand-alone operation
- SecuriCare three-year, no-fault, no questions asked warranty

- Integrated locked state and tamper monitoring
- Field adjustable integrated shim for changing door conditions
- Fully finished faceplate, keeper, case, trim, and strike body
- Stainless steel construction
- Tamper resistant
- Strike body depths
1500: 1-3/8" [35mm]
1600: 1-5/8" [41mm]

Electric Strike Features

- Non-handed
- Fail secure operation (standard)
- Static strength 1500 lbs
- Dynamic strength 70 ft-lbs
- Interchangeable faceplates and accessories
- Factory configured monitored (M) and non-monitored options
 - » M Security - Monitored (Latch and Door Position Monitor with Request to Exit)
 - » MH Security - Monitored Kit with AH20 1:1 Wiegand Hub

Card Reader Features

- Supports HID multiCLASS SE® card technologies
- Supports NFC & BLE mobile credentials
- Bi-color LED visual status indicators, Red/Amber or Green/Amber



Grade 1



SecuriCare
Warranty



Mortise Locks
with Deadbolt



Mortise Locks
without
Deadbolt



Cylindrical
Locksets



Fire Rated



Windstorm
Rated



Burglary
Rated

NOTE: The ES100 Electric Strike is available as either a pre-paired lock and hub kit (no certification required) or as a field configurable component (requires Aperio® Certified Integrator certification). Pre-paired kits support limited features. Field configured devices are required in order to support all options. Visit IntelligentOpenings.com to learn more.



ASSA ABLOY

ES100 Series Wireless Electric Strike

Accessories *(For use with all models)*

- **157** Torx screws
- **HESCUT-MTK** Metal template kit
- **Latch Guard**
- **OPT-1SRK** Spring replacement kit
- **OPT-1LM** Single lock monitor
- **EXT-10-ANT** Aperio® Hub External Antenna (Omni-directional)
- **APD10USB** Aperio Radio Dongle*
- **ACC10** Credential test cards
- **HSA-HPK** Hard powered kit
- **HSA-HE** Heating Element
- **HSA-CWK** Cold Weather kit

For use with 1500 models (XXX – finished to match)

- **1500-104-XXX** Lip extension trim adapter
- **1500-106-XXX** 4500 adapter and trim enhancer kit

For use with 1600 models (XXX – finished to match)

- **1600-104-XXX** Lip extension trim adapter
- **1600-106-XXX** 1006 adapter and trim enhancer kit (filler plate finished to match, black trim enhancer)

Certifications

- ANSI/SDI 250.13 Certified
- CAL FIRE, 3776-1654:0503
- NFPA-252 Fire Door Compliant
- CE RED Certified
- FCC and IC Compliant
- RoHS Compliant
- UL 10C Fire Rated
- UL 294 Listed
- UL 1034 Burglary-Resistant
- CAN/ULC-S104 Listed

Specifications

Frame Application

- Hollow Metal
- Wood

Electrical

- Estimated Battery Life*: 45,000 Cycles*
- (2) "AA" Lithium Ion Batteries (included)
 - » AA LR6 (1.5 V) Lithium Ion Batteries required.
 - » Use of other types of batteries, such as alkaline, will significantly decrease battery life.
- Micro-USB port for emergency power

Environmental

Electric Strike

- Operating Temperature: -25C to 60C (-13 F and 140 F)
- Operating Humidity: 0 to 90% relative humidity non-condensing

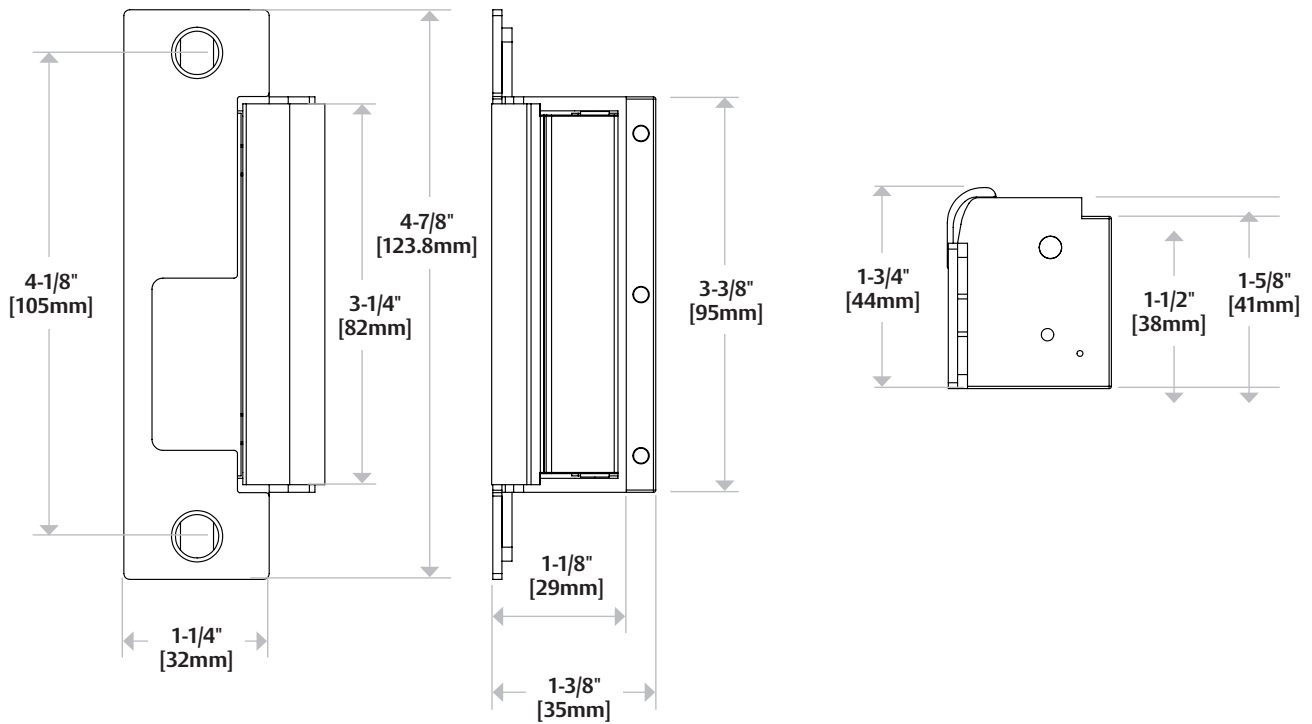
Card Reader

- Operating Temperature: -25C to 60C (-13 F and 140 F)
- Operating Humidity: 0 to 90% relative humidity non-condensing
- Tested to IP65 for use in indoor or exterior inswing applications

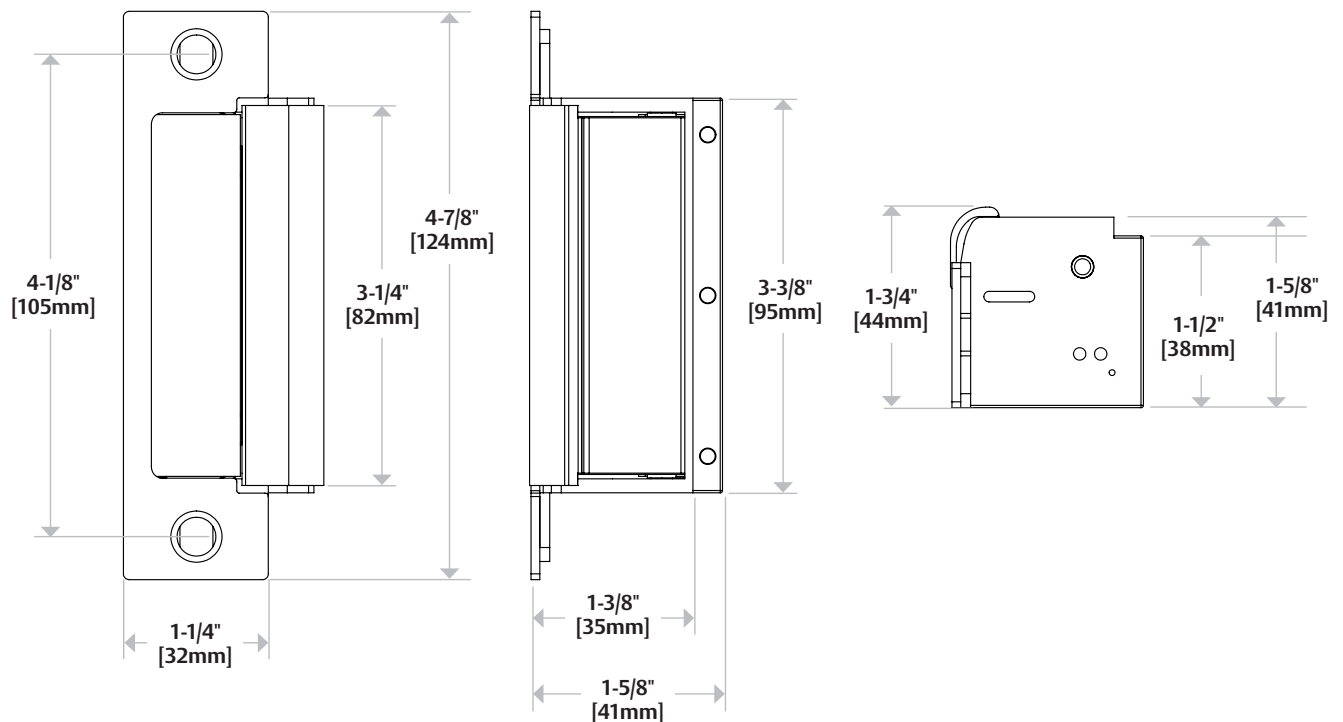
Card Technology

- High Frequency (13.56 MHz)
 - » HID iCLASS SE® (SIO®-enabled)
 - » HID iCLASS® Seos®
 - » HID MIFARE® SE
 - » HID DESFire® EV1 SE
 - » MIFARE CLASSIC
 - » DESFire® EV1
 - » NFC mobile access
- Low Frequency (125 kHz)
 - » HID Prox®
 - » AWID
 - » EM4102
 - » ioProx
- Mobile Access Credentials
 - » NFC
 - » HID BLE mobile access
 - » SEOS iOS Apple Wallet

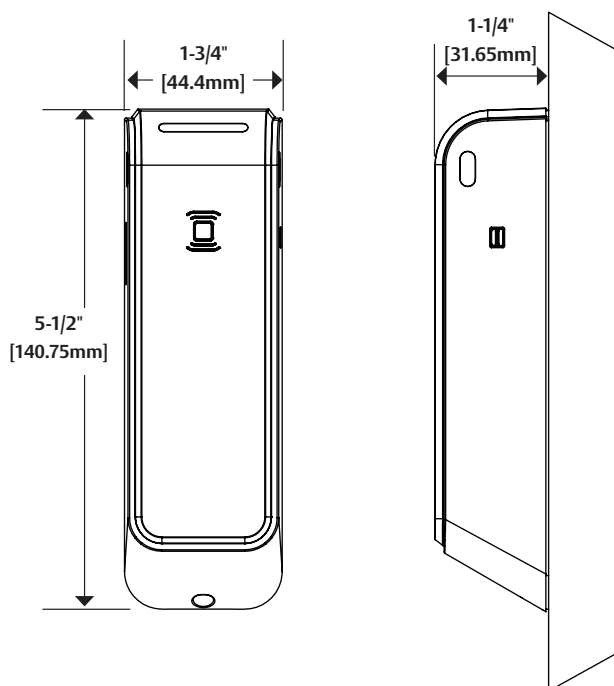
ES100-15 Dimensions



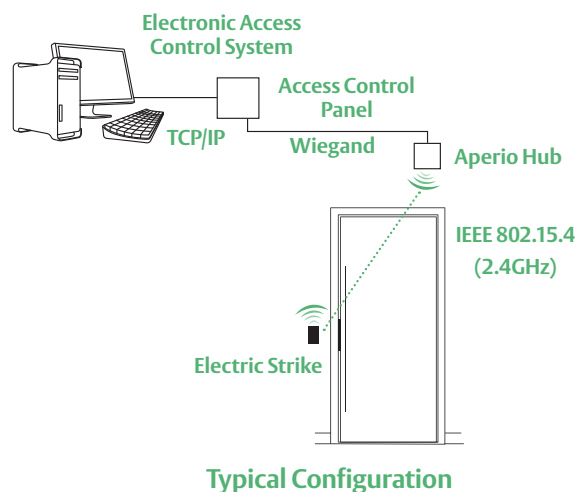
ES100-16 Dimensions



ES100 Reader Dimensions



- **Reader Harness Length** 9" [228.6 mm]
- **Strike Harness Length** 7" [177.8 mm]
- **Strike DPS/Latch Monitor Harness Length** 10" [254mm]



Local wireless communication eliminates the cost and inconvenience of wiring in and around the door, without the hassle of complex site surveys.

How to Order

SERIES	MODEL	FACEPLATES	OPTIONS	CARD TECHNOLOGY	STRIKE FINISH
ES100	- 15	L	M	-IPS	- 630
	15 Reader Body and 1500 Strike for ANSI Latchbolt Locks	(blank) Strike Body Only L Complete Pac for Latchbolts	(blank)** Convenience — Non-Monitored; Field configured to work with AH20, AH30, or AH40 wireless hubs	IPS HID iCLASS®, HID iCLASS SE® (SIO-enabled), HID iCLASS® Seos™, HID MIFARE® SE, HID DESFire® EV1 SE, MIFARE Classic, MIFARE DESFire EV1, NFC-enabled Mobile Phones: HID Mobile Access (NFC), Seos Apple Wallet (NFC)	605 Bright Brass 606 Satin Brass 612 Satin Bronze 613E Dark Oxidized Bronze Powder
	16 Reader Body and 1600 Strike for ANSI Latchbolt & Deadbolt Lockse	D* Complete Pac for Deadbolts S* Complete Pac for Latchbolts and Deadbolts	M** Security — Monitored (Latch and Door Position Monitor with REX) H*** Without Monitoring; Factory Paired with AH20 1:1 Wiegand Hub MH*** With Monitoring; Factory Paired with AH20 1:1 Wiegand Hub	IPEXXXX† Same as IPS but with factory loaded HID Elite Credential BIPXXXXX***† HID iCLASS, HID iCLASS SE (SIO-enabled), HID iCLASS Seos, HID MIFARE SE, HID DESFire EV1 SE, MIFARE Classic, MIFARE DESFire EV1, NFC & BLE-enabled Mobile Phones: HID Mobile Access (BLE and NFC), Seos Apple Wallet (NFC) BIPEXXXXX***† Same as BIPS but with factory loaded HID Elite Credential	629 Bright Stainless Steel 630 Satin Stainless Steel BSP Black Suede Powder

*Available with 1600 Only. ** Only available through ACP/CI channel. ***XXXXX is a unique or customer specific key that is only reorderable for that specific company.
*** Only available with L or S Complete Pac Options in 630 finish. † HID Authorization form will need to be filled out and signed by the end user who has authority of the ELITE KEY.

1500C Complete Electric Strike

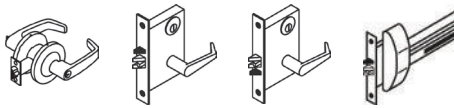
For all cylindrical and mortise locksets with 3/4" latchbolt.

The 1500C includes a 1500 electric strike body and the 1LB faceplate kit for latchbolts.

1J Option 1KM Option

1K Option 1KD Option

Compatible Locksets



1600CLB Complete for Latchbolt Locks

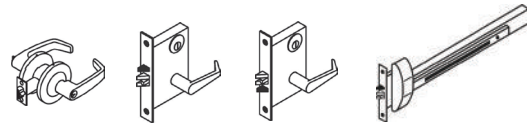
The Complete One Box Solution for all cylindrical and mortise locksets.

The 1600CLB includes a 1600 electric strike body and the 1LB faceplate kit for latchbolts.

1J Option 1KM Option

1K Option 1KD Option

Compatible Locksets



1600CS Complete Electric Strike

The Complete One Box Solution for all cylindrical and mortise locksets, with or without a 1" deadbolt.

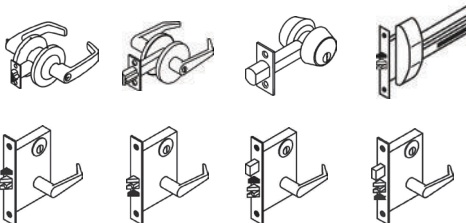
The 1600CS includes a 1600 electric strike body, the 1LB faceplate kit for latchbolts and the 1DB faceplate kit for deadbolts.

1J Option 1KD Option 1ND Option

1K Option 1N Option 1NTD Option

1KM Option 1NM Option

Compatible Locksets



1600CDB Complete for Deadbolt Locks

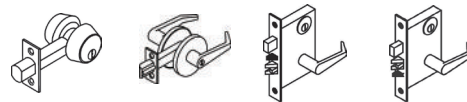
The Complete One Box Solution for all locksets with a 1" deadbolt.

The 1600CDB includes a 1600 electric strike body and the 1DB faceplate kit for deadbolts.



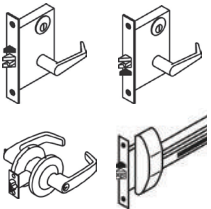


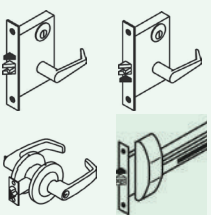


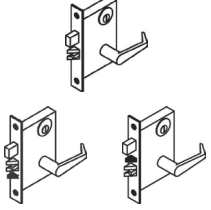


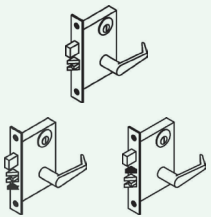
1N Option 1ND Option

1NM Option 1NTD Option

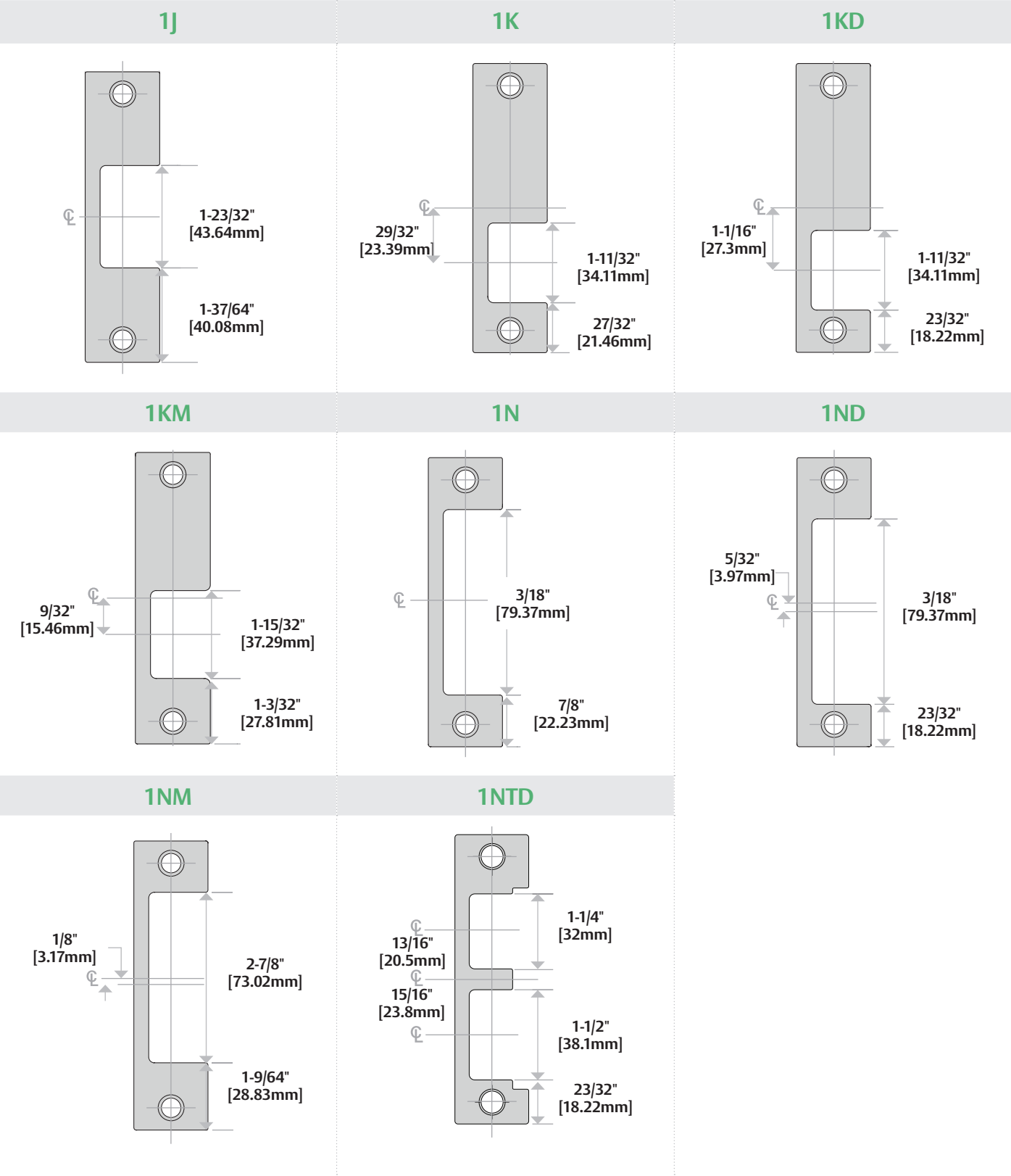
Compatible Locksets



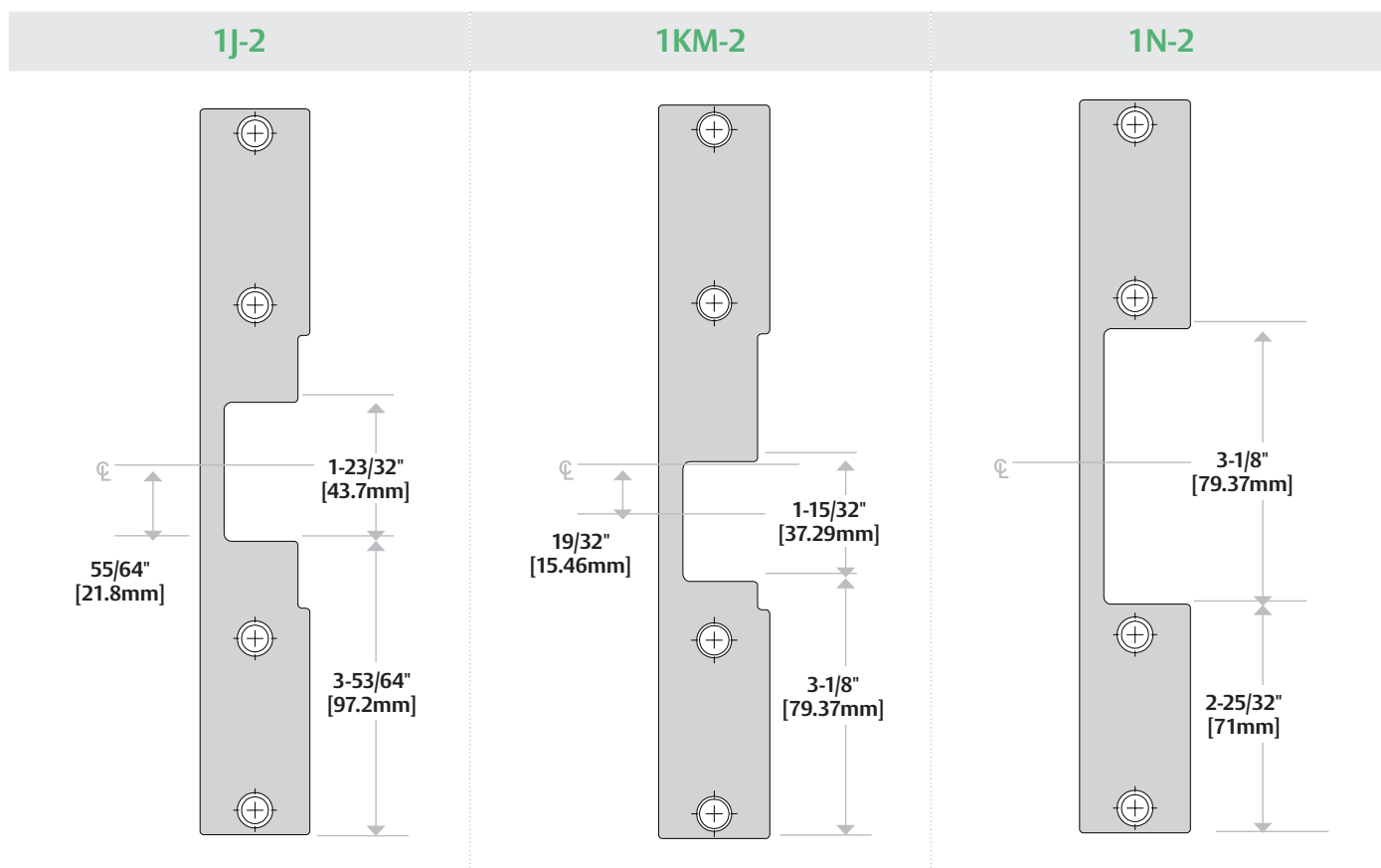
1500 | 1600 | ES100 Series Faceplate Options

<p>OPERATION</p>	 <p>Cylindrical Locksets Mortise Locks without Deadbolt</p>	<p>After releasing the latchbolt, the keeper returns to the locked position.</p>
 <p>4-7/8" × 1-1/4" [123.8mm x 31.75mm]</p>	<p>1LB Option</p> <p>The Latchbolt Solution: Includes the hardware to accommodate every cylindrical and mortise lock up to a 3/4" [19mm] latchbolt. For metal frame applications.</p>	
<p>OPERATION</p>	 <p>Cylindrical Locksets Mortise Locks without Deadbolt</p>	<p>After releasing the latchbolt, the keeper returns to the locked position.</p>
 <p>9" × 1-3/8" [123.8mm x 34.9mm]</p>	<p>1LB-2 Option</p> <p>The Latchbolt Solution: Includes the hardware to accommodate every cylindrical and mortise lock up to a 3/4" [19mm] latchbolt. For wood frame applications.</p>	
<p>OPERATION</p>	 <p>Mortise Locks with Deadbolt</p>	<p>After releasing the latchbolt, the keeper returns to the locked position.</p>
 <p>4-7/8" × 1-1/4" [123.8mm x 31.75mm]</p>	<p>1DB Option (1600 Only)</p> <p>The Deadbolt Solution: Includes all hardware to retain, and release all mortise locks, and tubular deadbolts up to a 1" latchbolt. For metal frame applications.</p> <p><i>Mode 1: Night latch function. The deadbolt is retracted during traffic hours. The latchbolt is released by the keeper and keeper returns to the locked position.</i></p> <p><i>Mode 2: Lockout function. The electric strike will not release if the deadbolt is extended.</i></p>	
<p>OPERATION</p>	 <p>Mortise Locks with Deadbolt</p>	<p>After releasing the latchbolt, the keeper returns to the locked position.</p>
 <p>9" × 1-3/8" [123.8mm x 34.9mm]</p>	<p>1DB-2 Option (1600 Only)</p> <p>The Deadbolt Solution: Includes all hardware to retain, and release all mortise locks, and tubular deadbolts up to a 1" latchbolt. For wood frame applications.</p> <p><i>Mode 1: Night latch function. The deadbolt is retracted during traffic hours. The latchbolt is released by the keeper and keeper returns to the locked position.</i></p> <p><i>Mode 2: Lockout function. The electric strike will not release if the deadbolt is extended.</i></p>	

1500 | 1600 | ES100 Series Faceplate Option Dimensions



1500 | 1600 | ES100 Series Faceplate Option Dimensions



4500C Series

Electric Strike Complete Pac

Works with cylindrical and mortise locksets up to a 3/4" throw latchbolt



The low-profile, heavy-duty, fire-rated solution.

The HES 4500C Series Electric Strike is designed to maintain 1/2" drywall penetration even in a 2" UL 10C fire rated frame. The 4500C features a low profile 1-3/8" depth and heavy-duty stainless steel construction. Its strength is derived from a unique keeper pin locking design, enabling the 4500C to exceed the ratings of the frame, door and locking hardware. The 4500C includes two faceplates designed to accommodate either cylindrical or mortise locksets up to a 3/4" throw latchbolt.

Features

- Stainless steel construction
- Tamper resistant
- Static strength 1,500 lbs.
- Dynamic strength 100 ft-lbs.
- Endurance 1,000,000 cycles
- Field selectable fail safe/fail secure
- Two faceplates provided to accommodate a variety of locksets
- Non-handed
- Internally mounted solenoid
- Accommodates up to a 3/4" latchbolt
- Strike body depth 1-3/8"
- Plug-in connector
- Trim enhancer
- Full keeper shims for horizontal adjustment
- SecuriCare five-year, no-fault, no questions asked warranty (Addition of SMART Pac® III extends the warranty to 10 years)

Options

- LBM - Latchbolt monitor
- LBSM - Latchbolt strike monitor

Accessories

- 157 Torx® screws
- 150 Strike Latch Guard
- HES-CUT-MTK Metal Template Kit
- 2005M3 SMART Pac® III
- 4500-105 Trim Enhancer
- 4500-110 Replacement Strike Plate
- 4500-131 Filler Block
- 2001M Plug-in Bridge Rectifier
- 2004M ElectroLynx® adapter
- 2006M Plug-in Buzzer
- 4501-1/2 Lip Extension
- 4501-1 Lip Extension



Grade 1

SecuriCare
WarrantyMortise Locks
without
DeadboltCylindrical
LocksetsField Selectable
(Fail secure
/ Fail safe)Dual Voltage
12/24PoE
Friendly

Fire Rated

Burglary
Rated

ASSA ABLOY

4500C Series Electric Strike Complete Pac

Certifications

- ASTM E152 Fire Door Compliant
- ANSI/BHMA A156.31, Grade 1
- CAL FIRE, 3776-1654:0100
- NFPA-252 Fire Door Compliant
- UL 10C Fire Rated
- UL 294 Listed
- UL 1034 Burglary-Resistant Listed

Specifications

Frame Application

- Metal
- Wood

Electrical

- Dual Voltage 12 or 24 VDC/VAC
- 240 Amps at 12 VDC/VAC
- 120 Amps at 24 VDC/VAC
- DC continuous duty/AC intermittent duty only
- PoE friendly

Dimensions

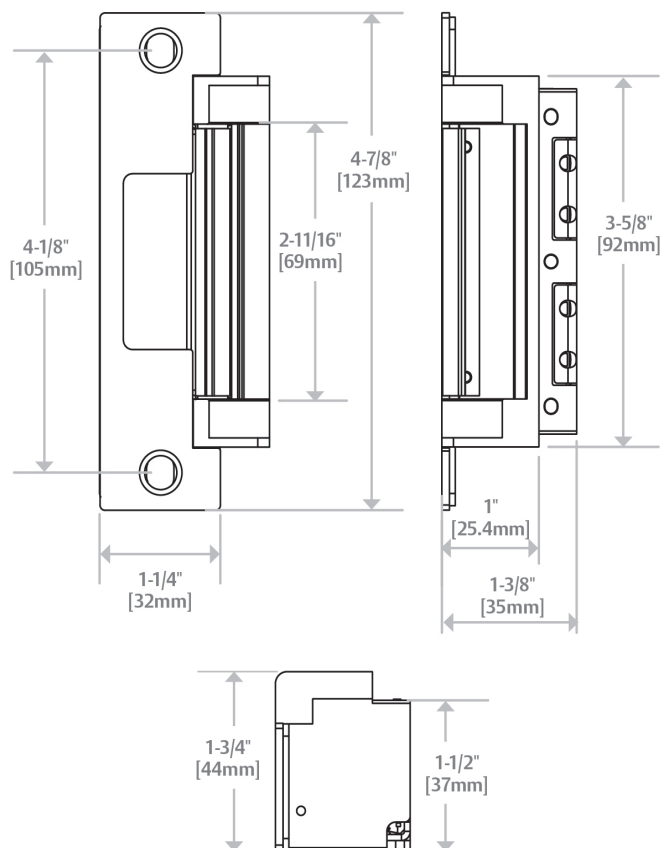


Diagram shown with cylindrical faceplate

How to Order

SERIES	FINISH	OPTION (S)
4500C	- 630	- LBM
4500C Complete Electric Strike; includes faceplates for cylindrical and mortise locks	605 Bright Brass	(blank) No Monitor
	606 Satin Brass	LBM Latchbolt Monitor
	612 Satin Bronze	LBSM Latchbolt Strike Monitor
	613E Dark Oxidized Satin Bronze Powder	
	629 Bright Stainless Steel	
	630 Satin Stainless Steel	

NOTE: Electric strike compatibility is determined at time of electric strike product release. ASSA ABLOY is not responsible for incompatibility of products that have changed in design or craftsmanship by their respective manufacturers. When compatibility is a concern, contact Customer Support for application assistance.

5000 Series Electric Strike

*Works with cylindrical locksets up
to a 5/8" throw latchbolt*

Also available in
Complete One Box
Solution



The Grade 1, low profile solution for cylindrical locksets.

The HES 5000 series is a compact, high performance electric strike designed for low profile openings where there is limited space behind the jamb. Its strength is derived from a unique keeper pin locking design, enabling the 5000 to exceed the ratings of the frame, door and locking hardware. This field selectable fail secure/fail safe unit is easy to install and accommodates latchbolts up to 5/8" throw.

Features

- Tamper resistant
- Static strength 1,500 lbs
- Dynamic strength 70 ft-lbs.
- Endurance 1,000,000 cycles
- Field selectable fail secure/ fail safe
- Non-handed
- Internally mounted solenoid
- Accommodates 1/2" - 5/8" latchbolt (5/8" with 1/8" door gap)
- Strike body depth 1-1/16"
- Plug-in connector
- Trim enhancer included
- SecuriCare five-year, no-fault, no questions asked warranty (Addition of SMART Pac® III extends the warranty to 10 years)

Options

- LBM - Latchbolt monitor

Accessories

- 157 Torx® screws
- 150 Strike Latch Guard
- HES-CUT-MTK Metal Template Kit
- 2005M3 SMART Pac® III
- 2001M Plug-in Bridge Rectifier
- 2004M ElectroLynx® adapter
- 2006M Plug-in Buzzer
- 5104-1 Stackable Lip Extension
- 5104-1-1/4 Stackable Lip Extension
- 5104-1/2 Stackable Lip Extension



Grade 1



SecuriCare
Warranty



Cylindrical
Locksets



Field Selectable
(Fail secure
/Fail safe)



Dual Voltage
12/24



PoE
Friendly



Outdoor
Rated



Burglary
Rated



ASSA ABLOY

5000 Series Electric Strike

Certifications

- ANSI/BHMA A156.31, Grade 1
- RoHS Compliant
- UL 294 Listed
- UL 1034 Burglary-Resistant Listed and Suitable for Outdoor Use

Specifications

Frame Application

- Metal
- Wood

Electrical

- Dual voltage 12/24 VDC/VAC
- 240 mA at 12 VDC
- 120 mA at 24 VDC
- PoE friendly

Dimensions

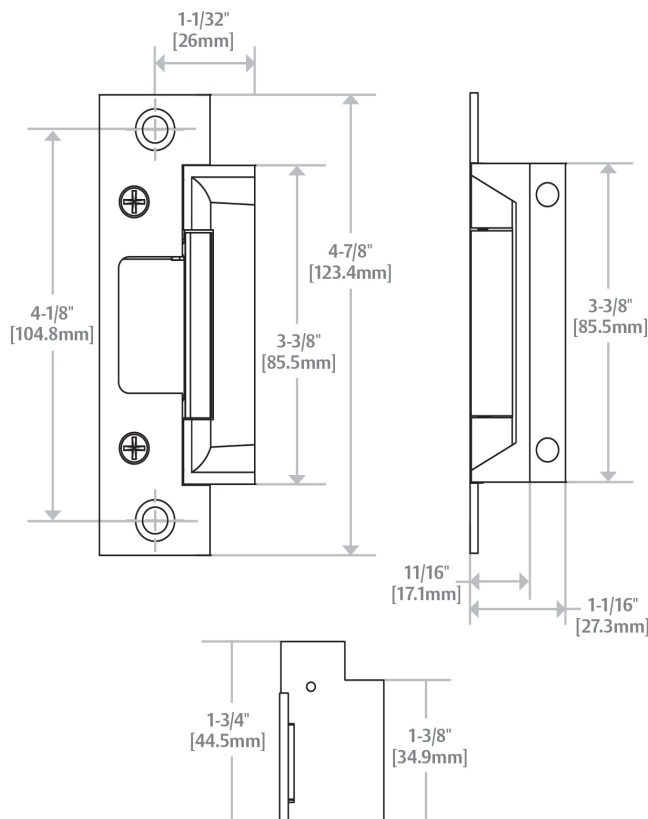


Diagram shown with 501 Option

How to Order

SERIES	MODEL	FINISH	OPTION (S)
5000	C	- 630	- LBM
5000 Universal Electric Strike; faceplate option kits ordered separately	C* Complete Electric Strike; includes the 501 and 501A faceplates (blank) Strike Body Only	630 Satin Stainless Steel	(blank) No Monitor LBM Latchbolt Monitor

*Complete Pacs are only available in the 630 finish

FACEPLATE OPTIONS	FINISH
502	- 613E
For Cylindrical Locksets (ANSI Metal)	605 Bright Brass
501 Option 4-7/8" x 1-1/4"	606 Satin Brass
For Cylindrical Locksets (Aluminum)	612 Satin Bronze
501A Option 4-7/8" x 1-1/4"	613E Dark Oxidized Satin Bronze Powder
502 Option 7-15/16" x 1-7/16"	629 Bright Stainless Steel
503 Option 6-7/8" x 1-1/4"	630 Satin Stainless Steel
For Cylindrical Locksets (Wood)	BSP Black Suede Powder
504 Option 10" x 1-3/8"	

NOTE: Electric strike compatibility is determined at time of electric strike product release. ASSA ABLOY is not responsible for incompatibility of products that have changed in design or craftsmanship by their respective manufacturers. When compatibility is a concern, contact Customer Support for application assistance.

5200 Series Electric Strike

*Works with cylindrical locksets
up to a 3/4" throw latchbolt*

Also available in
Complete One Box
Solution



The Grade 1 solution with horizontal adjustability.

The HES 5200 series electric strike features an in-frame horizontal adjustable design to simplify the installation process. This feature allows the installer to easily adjust the electric strike opening to accommodate the horizontal position of the latchbolt after the strike has been installed. This field selectable fail secure/fail safe unit is easy to install and accommodates latchbolts up to a 3/4" throw. The 5200 is also available in a Complete Pac which pairs the strike body with the faceplates and mounting hardware all in one simple convenient package.

Features

- Tamper resistant
- Static strength 1,500 lbs.
- Dynamic strength 70 ft-lbs.
- Endurance 1,000,000 cycles
- Field selectable fail secure/fail safe
- In-frame horizontal adjustment
- Non-handed
- Internally mounted solenoid
- Accommodates 5/8" - 3/4" latchbolt (3/4" with 1/8" door gap)
- Strike body depth 1-3/16"
- Plug-in connector
- Trim enhancer included
- SecuriCare five-year, no-fault, no questions asked warranty (Addition of SMART Pac® III extends the warranty to 10 years)

Options

- LBM - Latchbolt monitor
- LBSM - Latchbolt strike monitor

Accessories

- 157 Torx® screws
- 150 Strike Latch Guard
- HES-CUT-MTK Metal Template Kit
- 2005M3 SMART Pac® III
- 2001M Plug-in Bridge Rectifier
- 2004M ElectroLynx® adapter
- 2006M Plug-in Buzzer
- 5200-500 Filler Block
- 5200 105 Trim Enhancer
- 5204-1 Stackable Lip Extension
- 5204-1-1/4 Stackable Lip Extension
- 5204-1/2 Stackable Lip Extension



Grade 1



SecuriCare
Warranty



Cylindrical
Locksets



Field Selectable
(Fail secure
/Fail safe)



Dual Voltage
12/24



PoE
Friendly



Outdoor
Rated



Burglary
Rated



ASSA ABLOY

5200 Series Electric Strike

Certifications

- ANSI/BHMA A156.31, Grade 1
- RoHS Compliant
- UL 294 Listed
- UL 1034 Burglary-Resistant Listed and Suitable for Outdoor Use

Specifications

Frame Application

- Metal
- Wood

Electrical

- 240 mA at 12 VDC/VAC
- 120 mA at 24 VDC/VAC
- DC continuous duty/AC intermittent duty only
- PoE friendly

Dimensions

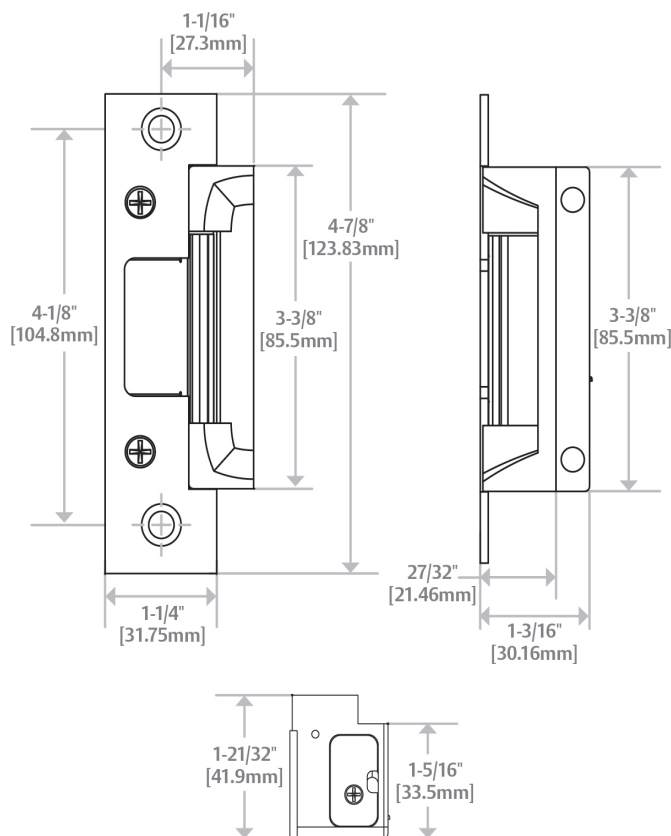


Diagram shown with 501 Option

How to Order *Specify quantity and the following information. Order related products separately*

SERIES	MODEL	FINISH	OPTION (S)
5200	C	- 630	- LBM
5200 Universal Electric Strike; faceplate option kits ordered separately	C* Complete Electric Strike; includes the 501 and 501A faceplates (blank) Strike Body Only	630 Satin Stainless Steel	(blank) No Monitor LBM Latchbolt Monitor LBSM Latchbolt Strike Monitor

*Complete Pacs are only available in the 630 finish

FACEPLATE OPTIONS	FINISH
502	- 613E
For Cylindrical Locksets (ANSI Metal)	605 Bright Brass
501 Option 4-7/8" x 1-1/4"	606 Satin Brass
For Cylindrical Locksets (Aluminum)	612 Satin Bronze
501A Option 4-7/8" x 1-1/4"	613E Dark Oxidized Satin Bronze Powder
502 Option 7-15/16" x 1-7/16"	629 Bright Stainless Steel
503 Option 6-7/8" x 1-1/4"	630 Satin Stainless Steel
For Cylindrical Locksets (Wood)	BSP Black Suede Powder
504 Option 10" x 1-3/8"	

NOTE: Electric strike compatibility is determined at time of electric strike product release. ASSA ABLOY is not responsible for incompatibility of products that have changed in design or craftsmanship by their respective manufacturers. When compatibility is a concern, contact Customer Support for application assistance.

5300 Series Electric Strike

*Works with cylindrical locksets
up to a 5/8" throw latchbolt*

Also available in
Complete One Box
Solution



The Grade 1, fire-rated, low-profile solution for cylindrical locksets.

The HES 5300 Series Electric Strike is a fire-rated compact, high performance electric strike designed for low profile openings where there is limited space behind the jamb. Its strength is derived from a unique keeper pin locking design, enabling the 5300 to exceed the ratings of the frame, door and locking hardware. This field selectable fail safe/fail secure unit is easy to install and accommodates latchbolts up to 5/8" throw.

* NOTE: Fail safe negates the fire rating of the product.

Features

- Tamper resistant
- Static strength 1,500 lbs
- Dynamic strength 70 ft-lbs.
- Endurance 1,000,000 cycles
- Field selectable fail secure/ fail safe
- Non-handed
- Internally mounted solenoid
- Accommodates 1/2" - 5/8" latchbolt (5/8" with 1/8" door gap)
- Strike body depth 1-1/16"
- Plug-in connector
- Trim enhancer included
- SecuriCare five-year, no-fault, no questions asked warranty (Addition of SMART Pac® III extends the warranty to 10 years)

Options

- LBM - Latchbolt monitor

Accessories

- **150** Strike Latch Guard
- **HES**CUT-MTK Metal Template Kit
- **2005M3** SMART Pac® III
- **2001M** Plug-in Bridge Rectifier
- **2004M** ElectroLynx® adapter
- **2006M** Plug-in Buzzer
- **5104-1** Stackable Lip Extension
- **5104-1-1/4** Stackable Lip Extension
- **5104-1/2** Stackable Lip Extension



Grade 1



SecuriCare
Warranty



Cylindrical
Locksets



Field Selectable
(Fail secure
/Fail safe)



Dual Voltage
12/24



PoE
Friendly



Outdoor
Rated



Burglary
Rated



ASSA ABLOY

5300 Series Electric Strike

Certifications

- ANSI/BHMA A156.31, Grade 1
- CAL FIRE, 3776-1654:0502
- NFPA-252 Fire Door Compliant
- RoHS Compliant
- UL 10C Fire Rated
- UL 294 Listed
- UL 1034 Burglary-Resistant Listed and Suitable for Outdoor Use
- CAN/ULC-S104 Listed

Specifications

Frame Application

- Metal
- Wood

Electrical

- 240 mA at 12 VDC/VAC
- 120 mA at 24 VDC/VAC
- DC continuous duty/AC intermittent duty only

Dimensions

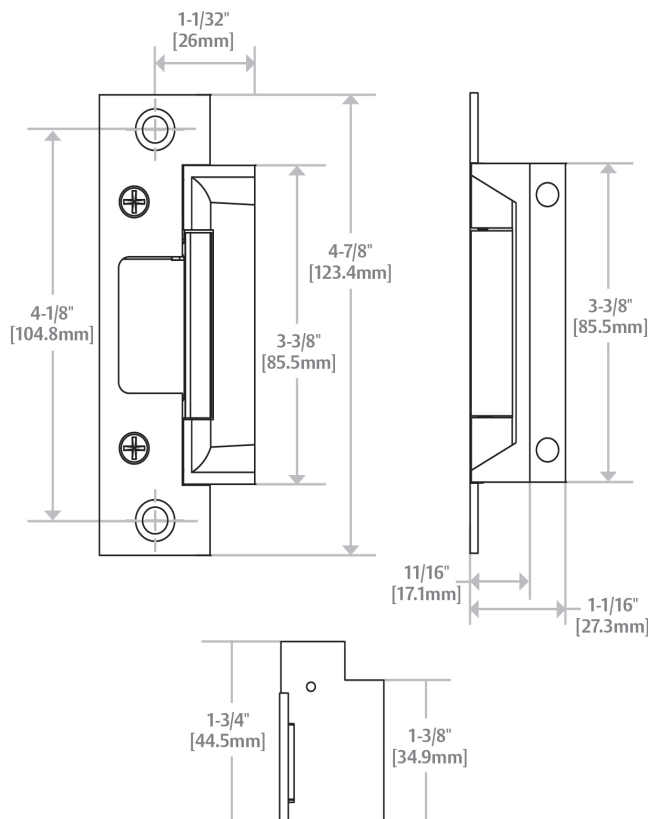


Diagram shown with 501 Option

How to Order

Specify quantity and the following information. Order related products separately















SERIES	MODEL	FINISH	OPTION (S)
5300	C	- 630	- LBM
5300 Universal Electric Strike; faceplate option kits ordered separately	C* Complete Electric Strike; includes the 501 and 501A faceplates (Blank) Strike Body Only	630 Satin Stainless Steel	LBM Latchbolt Monitor

*Complete Pacs are only available in the 630 finish.

FACEPLATE OPTIONS	FINISH
502	- 613E
For Cylindrical Locksets (ANSI Metal)	605 Bright Brass
501 Option 4-7/8" x 1-1/4"	606 Satin Brass
For Cylindrical Locksets (Aluminum)	612 Satin Bronze
501A Option 4-7/8" x 1-1/4"	613E Dark Oxidized Satin Bronze Powder
502 Option 7-15/16" x 1-7/16"	629 Bright Stainless Steel
503 Option 6-7/8" x 1-1/4"	630 Satin Stainless Steel
For Cylindrical Locksets (Wood)	BSP Black Suede Powder
504 Option 10" x 1-3/8"	

NOTE: Electric strike compatibility is determined at time of electric strike product release. ASSA ABLOY is not responsible for incompatibility of products that have changed in design or craftsmanship by their respective manufacturers. When compatibility is a concern, contact Customer Support for application assistance.

5000/5200/5300 Series Faceplate Options

OPERATION		After releasing the latchbolt, the keeper returns to the locked position.
 <p>4-7/8" × 1-1/4" [123.8mm × 31.75mm] <i>Square corners and flat faceplate</i></p>	<p>501 Option</p> <p>For use with: Cylindrical locksets in ANSI metal jambs</p> <p>ANSI/BHMA Numbers: E09321, E09322, E09323</p>	
 <p>4-7/8" × 1-1/4" [123.8mm × 31.75mm] <i>Radius corners and flat faceplate</i></p>	<p>501A Option</p> <p>For use with: Cylindrical locksets or spring latch in aluminum frames. Includes universal mounting tabs.</p> <p>ANSI/BHMA Numbers: E09321, E09322, E09323</p>	 
 <p>7-15/16" × 1-7/16" [201.6mm × 36.5mm] <i>Radius corners and flat faceplate</i></p>	<p>502 Option</p> <p>For use with: Cylindrical locksets or spring latch in aluminum frames. Includes universal mounting tabs.</p> <p>ANSI/BHMA Numbers: E09321, E09322, E09323</p>	 
 <p>6-7/8" × 1-1/4" [174.6mm × 31.75mm] <i>Radius corners and flat faceplate</i></p>	<p>503</p> <p>For use with: Cylindrical locksets or spring latch in aluminum frames. Includes universal mounting tabs.</p> <p>ANSI/BHMA Numbers: E09321, E09322, E09323</p>	 
 <p>10" × 1-3/8" [254mm × 34.9mm] <i>Radius corners and flat faceplate</i></p>	<p>504</p> <p>For use with: Cylindrical locksets. Four-point mounting for wood installations</p> <p>ANSI/BHMA Numbers: E09321, E09322, E09323</p>	

"For use with" information is offered as a recommendation only. Reference should be made to the lockset manufacturer for proper installation instructions necessary to meet compatibility requirements.



Preload

What is Preload?

When pressure is applied to some models of electric strikes, the solenoid may not have the ability to mechanically release the keeper because the pressure binds it against the latch. Even a small amount of this preload can cause problems in the functioning of some electric strikes. Door preload can prevent the smooth unlocking of the electric strike or even disable a strike – preventing a door from being opened.

Preload and Building Security

An electric strike failing to release when energized is not the only problem preload can cause.

If the power to the electric strike is interrupted, either by accidental or deliberate means, strong preload pressure can cause a strike in fail safe mode not to function.

If a serious preload condition is present when the strike is activated, the pressure will move the door slightly into an open position, leaving the door unlocked and the building vulnerable.

Some of the underlying problems that cause door preload, such as pressure from air conditioning, are not practically or easily corrected.

What Causes Preload?

A number of conditions can cause door preload including:

- Stack pressure caused by HVAC systems
- Misaligned strike and lockset
- Warped wood doors; damaged or bent metal doors
- Thick door seals or heavy weatherstripping

A strike that does not open or opens only intermittently could be showing signs of a preload problem. If preload pressure causes a strike or multiple strikes to malfunction, many access and security issues may arise.

7000 Series Electric Strike

Works with cylindrical latchbolts up to 5/8" throw and rim exit devices up to a 3/4" throw

Also available in
Complete One Box
Solution



The dual, preload solution for cylindrical latch bolts and rim exit devices.

The HES 7000 Series offers two solutions to address preloaded doors. The in-frame adjustable feature allows the installer to easily adjust the electric strike opening to accommodate the horizontal position of the latchbolt after installation.

The preload release function allows the electric strike to operate smoothly throughout the year under varying loads on the door caused by air-conditioning pressure, changes in the weather, warped doors or doors with weather stripping that often bind standard electric strikes. This unit accommodates cylindrical latchbolts up to 5/8" throw and rim exit latchbolts up to 3/4" throw.

Features

- Stainless steel construction
- Tamper resistant
- Static strength 1,500 lbs. (791 and 792 options)
- Dynamic strength 70 ft-lbs. (791 and 792 options)
- Static strength 1,000 lbs. (783S, 786S and 789S options)
- Dynamic strength 50 ft-lbs. (783S, 786S and 789S options)
- Endurance 1,000,000 cycles
- Field selectable fail secure/fail safe
- Accommodates preload (up to 15 lbs. fail secure only)
- Horizontal adjustment
- Non-handed
- Internally mounted solenoid
- Strike body depth 1-11/16"
- Plug-in connector
- Trim enhancer (791 and 792 options)
- Pocket adapter (786S and 789S options)
- SecuriCare five-year, no-fault, no questions asked warranty (Addition of SMART Pac® III extends the warranty to 10 years)

Options

- LBM - Latchbolt monitor

Accessories

- 157 Torx® screws
- **SMB: Surface Mounting Box** Surface mounting box (783S and 789S options)
- 150 Strike Latch Guard
- **HES-CUT-MTK** Metal Template Kit
- 2005M3 SMART Pac® III
- 2001M Plug-in Bridge Rectifier
- 2004M ElectroLynx® adapter
- 2006M Plug-in Buzzer
- 7000-104 Lip Extension Trim Adapter
- 7000-105 Trim Enhancer
- 7000-106 Keeper Pocket Adapter
- 7000-107 Full Keeper Shim Pack
- 7000-108 Spacer Plate
- 7000-110 Replacement Strike Plate
- 791-XXX, 792-XXX Available in all finishes
- 783S-XXX, 786S-XXX, 789S-XXX Available in 630, 613E



Grade 1



SecuriCare
Warranty



Cylindrical
Locksets



Rim Exit
Devices



Field Selectable
(Fail secure
/ Fail safe)



Dual Voltage
12/24



Preload



Burglary
Rated

hes

ASSA ABLOY

7000 Series Electric Strike

Certifications

- ANSI/BHMA A156.31, Grade 1
- UL 294 Listed
- UL 1034 Burglary-Resistant Listed

Specifications

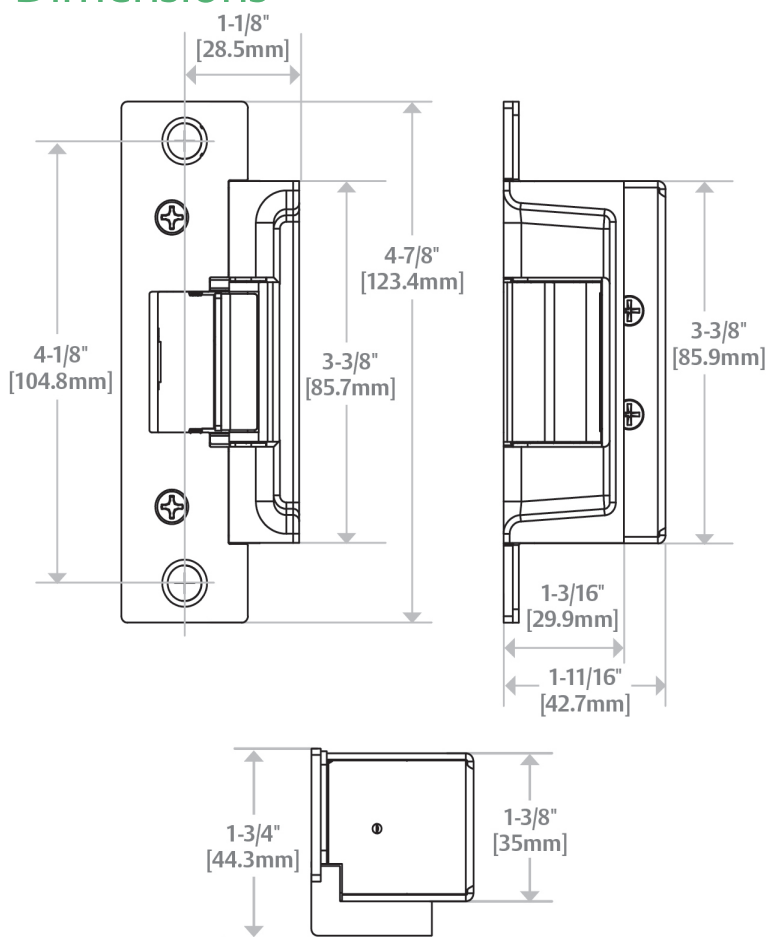
Frame Application

- Metal
- Wood
- Aluminum

Electrical

- 450 mA at 12 VDC continuous duty
- 250 mA at 24 VDC continuous duty

Dimensions



How to Order

Specify quantity and the following information. Order related products separately

SERIES	MODEL	FINISH	OPTION (S)
7000	C	- 630	- LBM
7000 Universal Electric Strike; faceplate option kits ordered separately	C* Complete Electric Strike; includes the 791 and 792 faceplates (Blank) Strike Body Only	630 Satin Stainless Steel	(blank) No monitor LBM Latchbolt Monitor

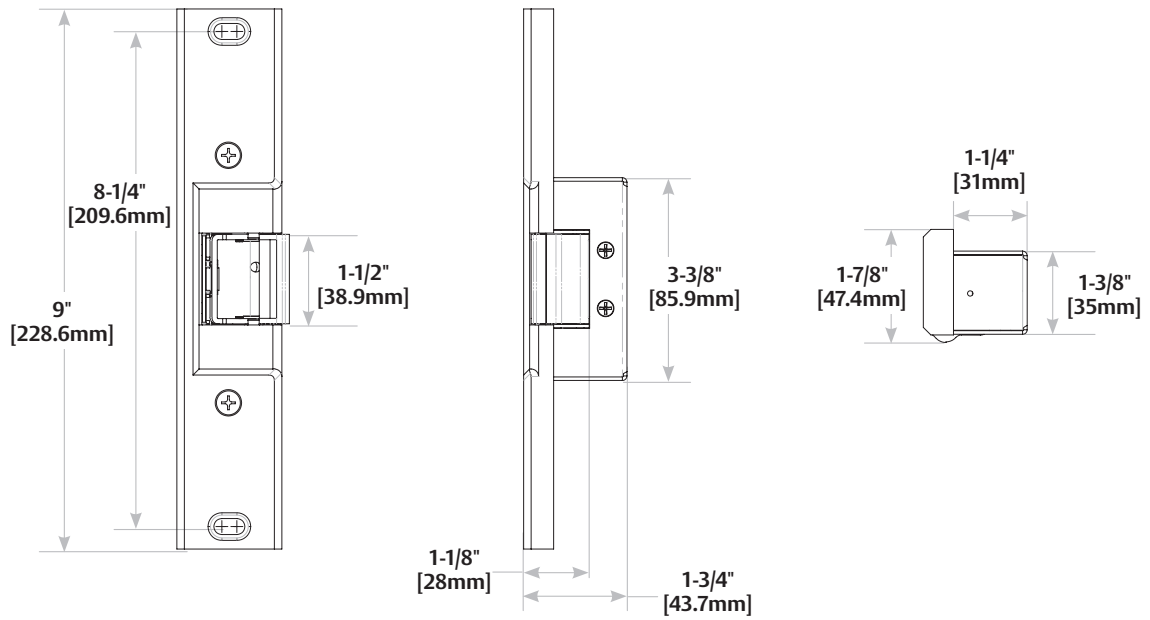
*Complete Pacs are only available in the 630 finish

FACEPLATE OPTIONS	FINISH
792	- 606
For Cylindrical Locksets	605 Bright Brass
791 Option 4-7/8" x 1-1/4"	606 Satin Brass
792 Option 7-15/16" x 1-7/16"	612 Satin Bronze
For Rim Exit Devices	613E Dark Oxidized Satin Bronze Powder
783S Option 9" x 1-3/4" x 11/16"	629 Bright Stainless Steel
786S Option 6-1/2" x 1-3/4" x 1/2"	630 Satin Stainless Steel
789S Option 9" x 1-3/4" x 1/2"	BLK Black

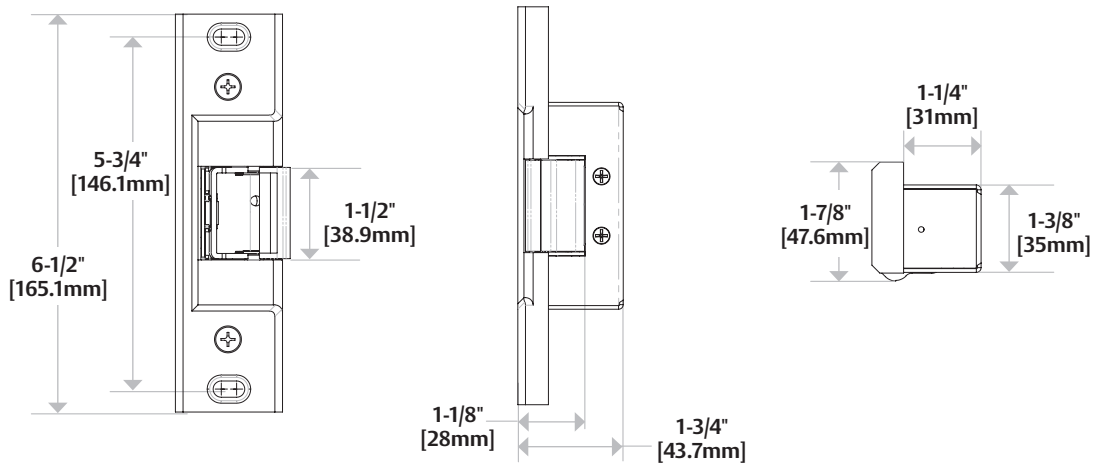
NOTE: Electric strike compatibility is determined at time of electric strike product release. ASSA ABLOY is not responsible for incompatibility of products that have changed in design or craftsmanship by their respective manufacturers. When compatibility is a concern, contact Customer Support for application assistance.

7000 Series Rim Exit Device Options

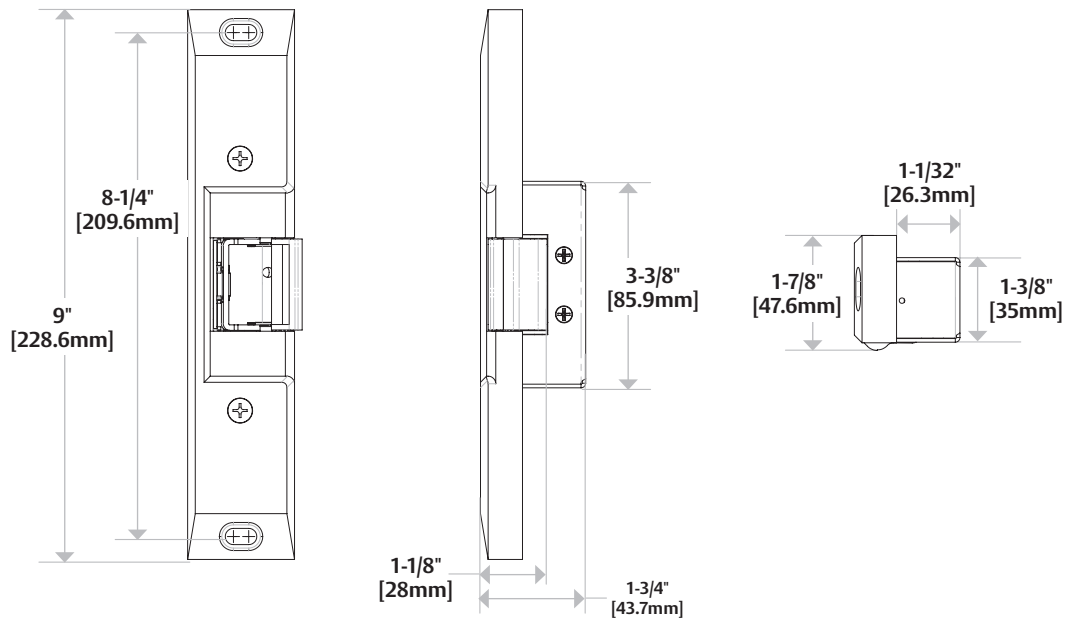
783S











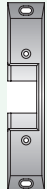
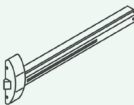


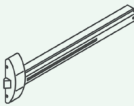


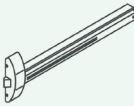

786S



789S



7000 Series Faceplate Options

OPERATION	 Cylindrical Locksets	After releasing the latchbolt, the keeper returns to the locked position.
 4-7/8" × 1-1/4" [123.8mm × 31.75mm]	791 Option For use with: Cylindrical locksets up to 5/8" [15.9mm] throw ANSI/BHMA Numbers: E09321, E09322, E09323	  Grade 1
 7-15/16" × 1-7/16" [201.6mm × 36.5mm]	792 Option For use with: Cylindrical locksets up to 5/8" [15.9mm] throw ANSI/BHMA Numbers: E09321, E09322, E09323	  Grade 1
OPERATION	 Rim Exit Devices	After releasing Pullman latch, the keeper returns to the locked position.
 9" × 1-3/4" × 11/16" [228.6mm × 44.5mm × 17.5mm]	783S Option For use with: Rim exit devices in metal jambs with up to a 3/4" [19mm] Pullman latch Compatible locksets: American Device, Arrow, Dor-O-Matic, Monarch, Precision, Sargent, Von Duprin, ASSA ABLOY ACCENTRA™* ANSI/BHMA Numbers: E09311, E09312, E09313	  Grade 2
 6-1/2" × 1-3/4" × 1/2" [165.1mm × 44.5mm × 12.7mm]	786S Option For use with: Rim exit devices in aluminum jambs and surface mounted vertical rod exit devices with up to a 3/4" [19mm] Pullman latch. Includes keeper pocket adapter. Compatible locksets: American Device, Arrow, Dor-O-Matic, Jackson, Monarch, Precision, Sargent, Von Duprin, ASSA ABLOY ACCENTRA™* ANSI/BHMA Numbers: E09311, E09312, E09313	  Grade 2
 9" × 1-3/4" × 1/2" [228.6mm × 44.5mm × 12.7mm]	789S Option For use with: Rim exit devices in aluminum jambs with up to a 3/4" [19mm] Pullman latch. Includes keeper pocket adapter. Compatible locksets: American Device, Arrow, Dor-O-Matic, Jackson, Monarch, Precision, Sargent, Von Duprin, ASSA ABLOY ACCENTRA™* ANSI/BHMA Numbers: E09311, E09312, E09313	  Grade 2


"For use with" information is offered as a recommendation only. Reference should be made to the lockset manufacturer for proper installation instructions necessary to meet compatibility requirements.

* Formerly Yale Commercial

7501 Series Electric Strike

*Works with cylindrical locksets
up to a 3/4" throw latchbolt*

Also available in
Complete One Box
Solution



The Grade 1, fire-rated, preload solution.

The HES 7501 series electric strike is ideal for fire rated applications with preload conditions which may be caused by a warped or misaligned door, weather stripping, a smoke seal or any other condition that could cause door bind. The heavy duty stainless steel construction provides the strength and durability required to accommodate fire-rated latchbolts up to 3/4" throw.

Features

- Stainless steel construction
- Tamper resistant
- Static strength 1,500 lbs.
- Dynamic strength 70 ft-lbs.
- Dual voltage 12 or 24 VDC/VAC
- Endurance 500,000 cycles
- Field selectable fail safe/fail secure
- Accommodates preload (fail secure only)
- Keeper shims for horizontal adjustment
- Non-handed
- Internally mounted solenoid
- Strike body depth 1-11/16"
- 7501 Plug-in connector
- Trim enhancer

Options

- LBM - Latchbolt monitor

Accessories

- **150** Strike Latch Guard
- **HES**CUT-MTK Metal Template Kit
- **2005M3** SMART Pac® III
- **2001M** Plug-in Bridge Rectifier
- **2004M** ElectroLynx® adapter
- **2006M** Plug-in Buzzer



Grade 1



SecuriCare
Warranty



Cylindrical
Locksets



Field Selectable
(Fail secure
/Fail safe)



Dual Voltage
12/24



Fire Rated



Preload



Burglary
Rated



ASSA ABLOY

7501 Series Electric Strike

Certifications

- ASTM E152 Fire Door Compliant
- ANSI/BHMA A156.31, Grade 1
- NFPA-252 Fire Door Compliant
- UL 10C Fire Rated
- UL 294 Listed
- UL 1034 Burglary-Resistant Listed

Specifications

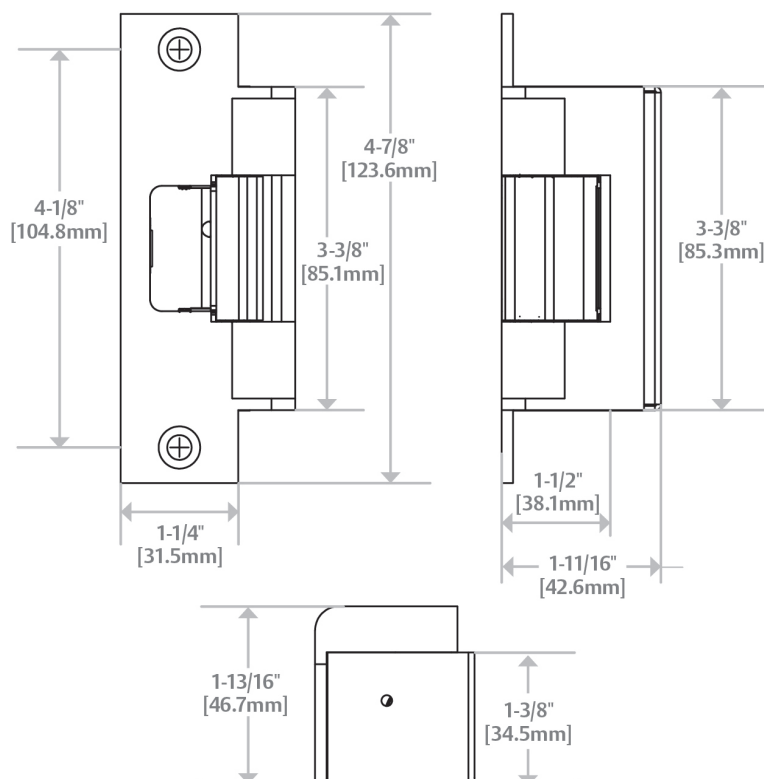
Frame Application

- Metal
- Wood

Electrical

- .45 Amps at 12 VDC continuous duty
- .25 Amps at 24 VDC continuous duty

Dimensions

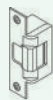


OPERATION



Cylindrical Locksets

After releasing the latchbolt, the keeper returns to the locked position.



4-7/8" x 1-1/4" x
1-11/16"
[123.8mm x 31.75mm
x 42.9mm]

7501

For use with: Cylindrical locksets up to a 3/4" [19mm] throw

ANSI/BHMA Numbers: E09321, E09322, E09323



How to Order

SERIES	FINISH	OPTION (S)
7501	- 630	- LBM
7501 Universal Electric Strike; includes faceplate for cylindrical locksets	605 Bright Brass	(blank) No Monitor
	606 Satin Brass	LBM Latchbolt Monitor
	612 Satin Bronze	
	613E Dark Oxidized Satin Bronze Powder	
	629 Bright Stainless Steel	
	630 Satin Stainless Steel	

NOTE: Electric strike compatibility is determined at time of electric strike product release. ASSA ABLOY is not responsible for incompatibility of products that have changed in design or craftsmanship by their respective manufacturers. When compatibility is a concern, contact Customer Support for application assistance.

8000 Series Electric Strike

Works with cylindrical locksets and accommodates latchbolts up to 5/8" throw

Also available in
Complete One Box
Solution



The concealed electric strike solution for cylindrical locksets.

The HES 8000 series is a compact, high-performance electric strike featuring a unique concealed design for use with cylindrical locksets. No cutting on the frame is required. Simply remove the existing strike plate, adjust the vertical alignment feature to the latchbolt centerline, and install. Its strength is derived from a unique keeper pin locking design, enabling the 8000 to exceed the ratings of the frame, door and locking hardware. This field selectable fail secure/fail safe unit is easy to install and accommodates latchbolts up to 5/8" throw.

Features

- No cutting on frame required
- Vertical adjustability to accommodate door sag and misalignment
- Tamper resistant
- Static strength 1,500 lbs
- Dynamic strength 70 ft-lbs
- Endurance 1,000,000 cycles
- Field selectable fail secure/fail safe
- Non-handed
- Internally mounted solenoid
- Accommodates 1/2" – 5/8" cylindrical latchbolt (5/8" with 1/8" door gap)
- Strike body depth 1-1/16"
- Strike body width decreased to 1-7/16" to increase frame compatibility
- Plug-in Connector
- SecuriCare five-year, no-fault, no questions asked warranty (Addition of SMART Pac® III extends the warranty to 10 years)

Options

- LBM - Latchbolt monitor

Accessories

- **2005M3** SMART Pac® III
- **2001M** Plug-in Bridge Rectifier
- **2004M** ElectroLynx® adapter
- **2006M** Plug-in Buzzer



Grade 1



SecuriCare
Warranty



Cylindrical
Locksets



Field Selectable
(Fail secure
/Fail safe)



Dual Voltage
12/24



PoE
Friendly



Outdoor
Rated



Burglary
Rated



ASSA ABLOY

8000 Series Electric Strike

Certifications

- ANSI/BHMA A156.31, Grade 1
- RoHS Compliant
- UL 294 Listed
- UL 1034 Burglary-Resistant Listed and Suitable for Outdoor Use

Specifications

Frame Application

- Metal
- Wood
- Aluminum

Electrical

- Dual voltage 12/24 VDC/VAC
- 240 mA at 12 VDC/VAC
- 120 mA at 24 VDC/VAC
- DC continuous duty/AC intermittent duty only
- PoE friendly

Dimensions

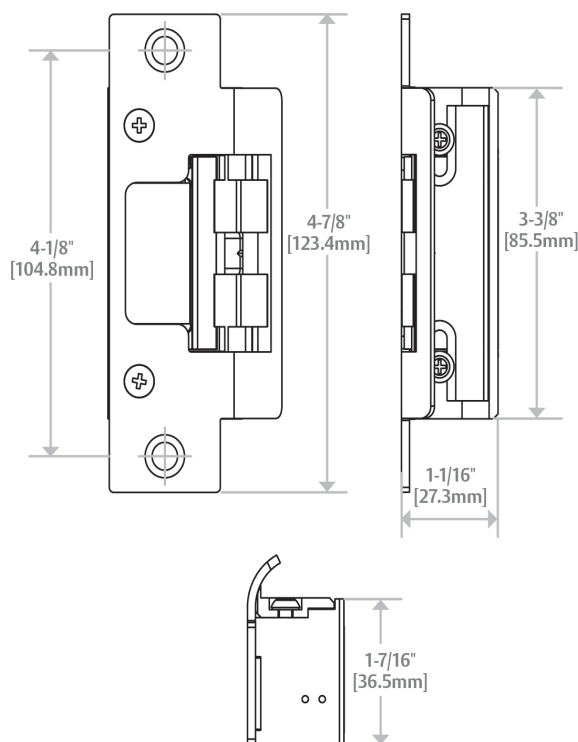


Diagram shown with 801 Option

How to Order

Specify quantity and the following information. Order related products separately

SERIES	MODEL	FINISH*	OPTION (S)
8000	C	- 630	- LBM
8000 Universal Electric Strike; faceplate option kits ordered separately	C* Complete Electric Strike; includes the 801 and 801A faceplates (blank) Strike Body Only	630 Satin Stainless Steel	(Blank) No monitor LBM Latchbolt Monitor

*Complete Pacs are only available in the 630 finish

FACEPLATE OPTIONS	FINISH
801	- 613E
For Cylindrical Locksets (ANSI Metal)	605 Bright Brass
801 Option 4-7/8" x 1-1/4"	606 Satin Brass
For Cylindrical Locksets (Aluminum)	612 Satin Bronze
801A Option 4-7/8" x 1-1/4"	613E Dark Oxidized Satin Bronze Powder
802 Option 7-15/16" x 1-7/16"	629 Bright Stainless Steel
803 Option 6-7/8" x 1-1/4"	630 Satin Stainless Steel
For Cylindrical Locksets (Wood)	
805 Option 9" x 1-3/8"	BLK Black

8300 Series Electric Strike

Works with cylindrical locksets and accommodates latchbolts up to 5/8" throw

Also available in
Complete One Box
Solution



The fire-rated, concealed solution for cylindrical locksets.

The HES 8300 series is a fire rated, compact, high performance electric strike featuring a unique concealed design for use with cylindrical locksets. No cutting on the frame is required. Simply remove the existing strike plate, adjust the vertical alignment feature to the latchbolt centerline and install. Its strength is derived from a unique keeper pin locking design, enabling the 8300 to exceed the ratings of the frame, door and locking hardware. This unique electric strike is easy to install and complies with NFPA 80-07 guidelines for retrofit into fire-rated frames. The 8300 accommodates latchbolts up to 5/8" throw.

Features

- Complies with guidelines for retrofit into fire-rated frames
- No cutting on frame required for 4-7/8" ANSI prep
- Vertical adjustability to accommodate door sag and misalignment
- Tamper resistant
- Static strength 1,500 lbs
- Dynamic strength 70 ft-lbs
- Endurance 1,000,000 cycles
- Field selectable fail secure/fail safe
- Non-handed
- Accommodates 1/2" – 5/8" cylindrical latchbolt (5/8" with 1/8" door gap)
- Strike body depth 1-1/16"
- Plug-in connector
- SecuriCare five-year, no-fault, no questions asked warranty (Addition of SMART Pac® III extends the warranty to 10 years)

Options

- LBM - Latchbolt monitor

Accessories

- **2005M3** SMART Pac® III
- **2001M** Plug-in Bridge Rectifier
- **2004M** ElectroLynx® adapter
- **2006M** Plug-in Buzzer



Grade 1



SecuriCare
Warranty



Cylindrical
Locksets



Field Selectable
(Fail secure
/Fail safe)



Dual Voltage
12/24



PoE
Friendly



Fire Rated



Outdoor
Rated



Burglary
Rated



ASSA ABLOY

8300 Series Electric Strike

Certifications

- ASTM E152 Fire Door Compliant
- ANSI/BHMA A156.31, Grade 1
- NFPA 80-07 Compliant
- NFPA-252 Fire Door Compliant
- RoHS Compliant
- UL 10C Fire Rated
- UL 294 Listed
- UL 1034 Burglary-Resistant Listed and Suitable for Outdoor Use

Specifications

Frame Material

- Metal
- Wood
- Aluminum

Electrical

- Dual voltage 12 or 24 VDC/VAC
- 240 mA at 12 VDC/VAC
- 120 mA at 24 VDC/VAC
- DC continuous duty/AC intermittent duty only
- PoE friendly

Dimensions

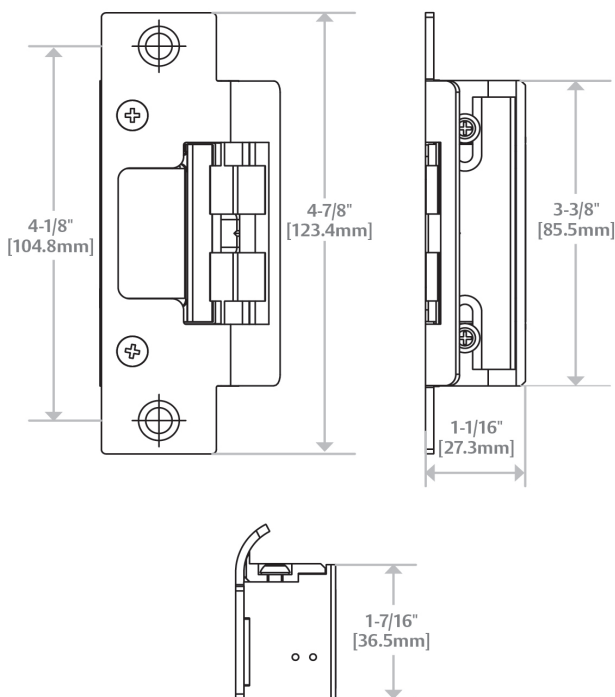


Diagram shown with 801 Option

How to Order














SERIES	MODEL	FINISH	OPTION (S)
8300	C	- 630	- LBM
8300 Universal Electric Strike; faceplate option kits ordered separately	C* Complete Electric Strike; includes the 801 and 801A faceplates	630 Satin Stainless Steel	(Blank) No monitor
	(blank) Strike Body Only		LBM Latchbolt Monitor

*Complete Pacs are only available in the 630 finish

FACEPLATE OPTIONS	FINISH
801	- 613E
For Cylindrical Locksets (ANSI Metal)	605 Bright Brass
801 Option 4-7/8" x 1-1/4"	606 Satin Brass
For Cylindrical Locksets (Aluminum)	612 Satin Bronze
801A Option 4-7/8" x 1-1/4"	613E Dark Oxidized Satin Bronze Powder
802 Option 7-15/16" x 1-7/16"	629 Bright Stainless Steel
803 Option 6-7/8" x 1-1/4"	630 Satin Stainless Steel
For Cylindrical Locksets (Wood)	
805 Option 9" x 1-3/8"	BLK Black

NOTE: Electric strike compatibility is determined at time of electric strike product release. ASSA ABLOY is not responsible for incompatibility of products that have changed in design or craftsmanship by their respective manufacturers. When compatibility is a concern, contact Customer Support for application assistance.

8000/8300 Series Faceplate Options

OPERATION	 After releasing the latchbolt, the keeper returns to the locked position.
 <p> 4-7/8" × 1-1/4" [123.8mm x 31.75mm] Square corners </p>	<p>801 Option</p> <p>For use with: Cylindrical locksets in ANSI metal jambs, with latchbolts up to 5/8" [15.9mm] throw.</p> <p>ANSI/BHMA Numbers: E05031, E09321, E09322, E09323</p> 
 <p> 4-7/8" × 1-1/4" [123.8mm x 31.75mm] Radius corners and flat faceplate </p>	<p>801A Option</p> <p>For use with: Cylindrical locksets with latchbolts up to 5/8" [15.9mm] throw. Includes universal mounting tabs. Aluminum frames.</p> <p>ANSI/BHMA Numbers: E05031, E09321, E09322, E09323</p> 
 <p> 4-7/8" × 1-1/4" [123.8mm x 31.75mm] 1/4" extended lip </p>	<p>801E Option</p> <p>For use with: Extended lip for 'knock-down' style frame installations. For use with cylindrical latchbolts up to 5/8" [15.9mm] throw.</p> <p>ANSI/BHMA Numbers: E05031, E09321, E09322, E09323</p> 
 <p> 7-15/16" × 1-7/16" [201.6mm x 36.5mm] </p>	<p>802 Option</p> <p>For use with: Cylindrical locksets with latchbolts up to 5/8" [15.9mm] throw. Includes universal mounting tabs. Aluminum frames.</p> <p>ANSI/BHMA Numbers: E05031, #E09321, E09322, E09323</p> 
 <p> 6-7/8" × 1-1/4" Radius corners and flat faceplate </p>	<p>803 Option</p> <p>For use with: Cylindrical locksets with latchbolts up to 5/8" [15.9mm] throw. Includes universal mounting tabs. Aluminum frames.</p> <p>ANSI/BHMA Numbers: E05031, E09321, E09322, E09323</p> 
 <p> 9" × 1-3/8" [123.8mm x 34.9mm] Radius corners and flat faceplate </p>	<p>805 Option</p> <p>For use with: Cylindrical locksets. Latchbolts up to 5/8" [15.9mm] throw. Four point mounting for wood installations.</p> <p>ANSI/BHMA Numbers: #E05031, #E09321, #E09322, #E09323</p> 

"For use with" information is offered as a recommendation only. Reference should be made to the lockset manufacturer for proper installation instructions necessary to meet compatibility requirements.

Reduce your install time by evaluating your opening

The 8000/8300 Electric Strikes can be adjusted to compensate for frame and door irregularities. Sometimes, adjusting the frame and door back to industry standards is not an option. Here are some tips to quickly compensate for frame twist and determine the condition of the latchbolt.

Measure Frame Twist

One way to measure frame twist is to place a carpenter square on the stop and the face of the door. If the angle is less than 90 degrees, the 45 degree ramp angle of the 8000/8300 is steepened and may need to be corrected as shown (Figure 1).

We recommend you check the condition of the latchbolt prior to installing the 8000/8300. Poorly constructed, worn out or damaged latchbolts may not slide along a ramp at any angle. To check the condition of your latchbolt, we recommend applying a slight force to the tip of the latchbolt (about 45 degrees to the door face). Make sure the latchbolt can be pushed up into the door.

Compensate for Frame Twist

When a frame is twisted, the relationship between the face of a closed door and of the inside face of the frame (i.e., rabbet) may not meet the 90 degree industry standard. Untrue frames and doors impact latchbolt wear and the force required to exit, so we recommend you ensure that the angle is between 90–95 degrees.

If manipulating the frame is not possible, we recommend placing several shims included under the top and bottom (stop side) of the faceplate (Figure 2). This effectively increases the 8000/8300 ramp angle and compensates for frame twist. You can also compensate for frame twist by placing shims under the top and bottom (bevel side) of the latchbolt (Figure 3).

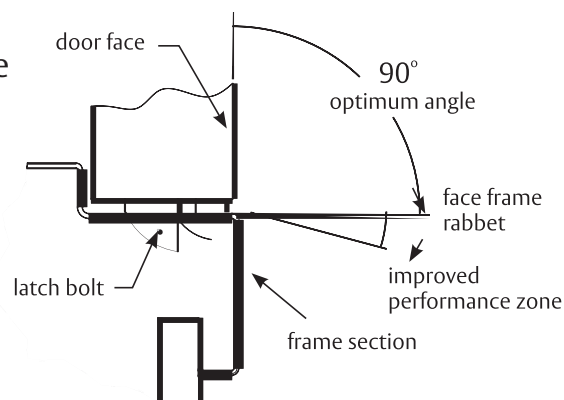


Figure 1

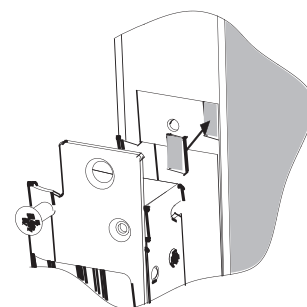


Figure 2

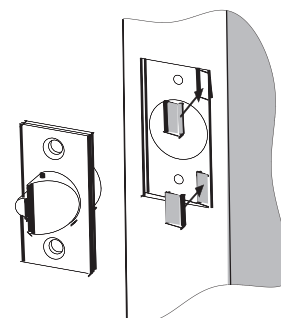


Figure 3

8500 Series Electric Strike Body

*Works with mortise locksets
without a deadbolt up to
a 3/4" throw latchbolt*

Also available in
Complete One Box
Solution



The fire-rated, concealed electric strike solution for mortise locksets.

The HES 8500 series is a fire rated, compact, high performance electric strike featuring a unique concealed design for use with mortise locksets without a deadbolt. Designed for fast, convenient installation, the 8500 installs with little or no modification to the frame. Simply remove the existing strike plate, remove the dust box and install. Its strength is derived from a unique keeper pin locking design, enabling the 8500 to exceed Grade-1 ratings. This unique electric strike complies with NFPA 80-07 guidelines for retrofit into fire rated frames. The 8500 accommodates mortise latchbolts up to 3/4" throw.

Features

- No cutting to the face of the frame
- Stainless steel construction
- Tamper resistant
- Static strength 1,500 lbs
- Dynamic strength 70 ft-lbs
- Endurance 1,000,000 cycles
- Field selectable fail secure/fail safe
- Non-handed
- Metal or wood frame
- Internally mounted solenoid
- Accommodates 3/4" mortise latchbolts
- Strike body depth 1-5/16"
- Plug-in connector
- Full pocket shims for horizontal adjustment
- SecuriCare five-year, no-fault, no questions asked warranty (Addition of SMART Pac® III extends the warranty to 10 years)

Options

- LBM - Latchbolt Monitor
- LBSM - Latchbolt Strike Monitor
- 4 faceplate option kits to work with most mortise locksets (sold separately)

Accessories

- **150** Strike Latch Guard
- **2005M3** SMART Pac® III
- **2001M** Plug-in Bridge Rectifier
- **2004M** ElectroLynx® adapter
- **2006M** Plug-in Buzzer



Grade 1



SecuriCare
Warranty



Mortise Locks
without
Deadbolt



Field Selectable
(Fail secure
/Fail safe)



Dual Voltage
12/24



PoE
Friendly



Fire Rated



Outdoor
Rated



Burglary
Rated



8500 Series Electric Strike Body

Certifications

- ASTM E152 Fire Door Compliant
- ANSI/BHMA A156.31, Grade 1
- NFPA 80-07 Compliant
- NFPA-252 Fire Door Compliant
- RoHS Compliant
- UL 10C Fire Rated
- UL 294 Listed
- UL 1034 Burglary-Resistant Listed and Suitable for Outdoor Use

Specifications

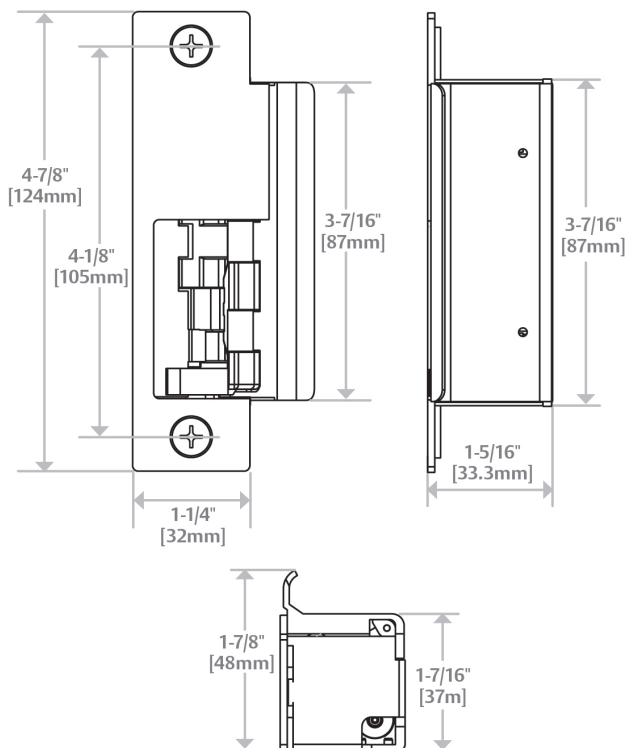
Frame Application

- Metal
- Wood

Electrical

- Dual voltage 12 or 24 VDC/VAC
- 240 mA at 12VDC
- 120 mA at 24VDC
- DC continuous duty/AC intermittent duty only
- PoE friendly

Dimensions



Removal of the dustbox required for use with ANSI/BHMA A156.115 prep


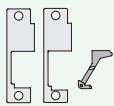

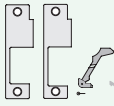



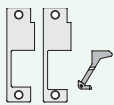

How to Order

SERIES	FINISH	OPTION (S)
8500	- 630	- LBM
8500 Universal Electric Strike; faceplates ordered separately	605 Bright Brass	(blank) No Monitor
	606 Satin Brass	LBM Latchbolt Monitor
	612 Satin Bronze	LBSM Latchbolt Strike Monitor
	613E Dark Oxidized Satin Bronze Powder	
	629 Bright Stainless Steel	
	630 Satin Stainless Steel	

NOTE: Electric strike compatibility is determined at time of electric strike product release. ASSA ABLOY is not responsible for incompatibility of products that have changed in design or craftsmanship by their respective manufacturers. When compatibility is a concern, contact Customer Support for application assistance.

8500 Series Faceplate Option Kits

The 8500 faceplate option kits combine two different faceplate pocket styles with three different deadlatch platform profiles for compatibility with a wide variety of mortise locksets. 8500 faceplate option kits are lock specific. There are two faceplates included in each kit: a standard faceplate and a faceplate with a wider pocket to address less-than-ideal sagging door conditions.

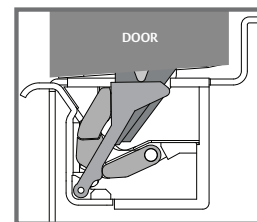
OPERATION	 Mortise Locks without Deadbolt	After release, the keeper returns to the locked position.
 4-7/8" × 1-1/4" [123.8mm x 31.75mm]	851M Option For use with: Mortise locksets Compatible locksets: Sargent 8100, 8200, 9200 ANSI/BHMA Numbers: E05031, E09321, E09322, E09323	
 4-7/8" × 1-1/4" [123.8mm x 31.75mm]	852K Option For use with: Mortise locksets Compatible locksets: Corbin Russwin ML 2000 ANSI/BHMA Numbers: E05031, E09321, E09322, E09323	
 4-7/8" × 1-1/4" [123.8mm x 31.75mm]	852L Option For use with: Mortise locksets Compatible locksets: Schlage L9000 ANSI/BHMA Numbers: E05031, E09321, E09322, E09323	
 4-7/8" × 1-1/4" [123.8mm x 31.75mm]	852M Option For use with: Mortise locksets Compatible locksets: ASSA ABLOY ACCENTRA™* 8700 (manufactured after 2005) & 8800, Accurate, Falcon, Kaba Ilco/Unican ANSI/BHMA Numbers: E05031, E09321, E09322, E09323	

* Formerly Yale Commercial

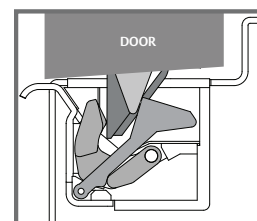
Get to Know the 8500

The 8500 concealed electric strike for mortise locksets builds on the tradition of ground-breaking design you've come to know in the 8000 Series concealed electric strike family. It has a unique design unlike any electric strike on the market today. It's important to understand the extraordinary design of the 8500 so that you can correctly install and operate it.

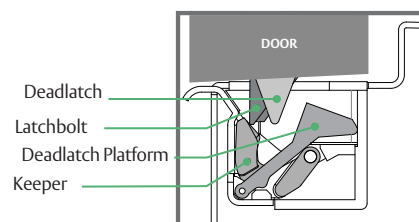
When the door is closed, the mortise latchbolt is held secure by the 8500 keeper. A 'deadlatch platform' insert holds the deadlatch in its locked state. Place the deadlatch platform into one of three locations in the strike as appropriate for the type of mortise lockset.



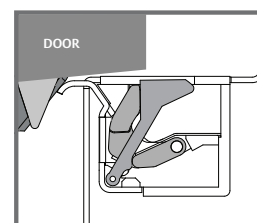
When the electric strike is energized, the keeper begins to rotate and the deadlatch platform falls away, allowing the deadlatch to drop and the latchbolt to become locked.



As the door moves forward, the latchbolt slides first along the keeper and then up the internal ramp.




As the door continues along its arc away from the frame, the latchbolt and deadlatch exit the 8500, which quickly returns to its locked state.



9100 Series Surface Mounted Electric Strike

Works with tubular, vertical rod exit devices on single doors



The low-profile, retro-mounted solution for single door glass openings.

The innovative HES 9100 electric strike sets a new industry standard for glass openings with tubular, vertical rod exit devices. The low-profile 9100 offers simplified retro-mounted installation within the existing mechanical prep to provide fast and easy installation without the need to cut the frame. Integrated adjustability provides optimal latch positioning to accommodate demanding installations. The 9100 has adaptable voltage sensing technology which allows the product to function in ranges from 12 through 24 volts with no required wiring selection. Available with field selectable fail safe/fail secure functionality and monitoring options for maximized versatility.

The 9100 exceeds Grade 1 standards and is designed with the strength and durability to meet UL outdoor rating requirements.

Features

- Retro-mount using existing header prep
- No cutting required
- Integrated adjustability
- Adaptable voltage sensing technology (12-24 VDC)
- Factory configured or field installable monitoring
- Static strength 1,500 lbs
- Dynamic strength to 70 ft-lbs
- Endurance 1,000,000 cycles
- Field selectable fail secure/fail safe
- Quiet operation
- Stainless steel construction
- SecuriCare five-year, no-fault, no questions asked warranty

Options

- L Left Handed or R Right Handed options
- LM Latchbolt monitor
- LMS Latchbolt strike monitor
- Available in 7 finishes

Accessories

- **OPT-9LM** Single monitoring kit
- **RK-ESK1** Retrofit kit for single doors
- **UHB** Securitron Universal Header Bracket
- **HEB** Securitron Header Extension Bracket



Grade 1



SecuriCare
Warranty



Tubular
Exit Device



Field Selectable
(Fail secure
/Fail safe)



Dual Voltage
12/24



PoE
Friendly



Outdoor
Rated



9100 Series Surface Mounted Electric Strike

Certifications

- ANSI/BHMA A156.31, Grade 1
- RoHS Compliant
- UL 294 Listed
- UL 305 Listed
- UL 1034 Burglary-Resistant Listed and Suitable for Outdoor Use

Electrical

- DC Continuous Duty
- Operating Voltage (12-24 VDC/VAC)
- 240 mA at 12 VDC
- 120 mA at 24 VDC

Specifications

Frame Application

- Aluminum
- Hollow Metal
- Wood (additional mounting hardware required)

Compatible Latches



Roller Latch

- CRL PA Series
- FHC HP Series
- PRL PL Series
- dormakaba GP Series

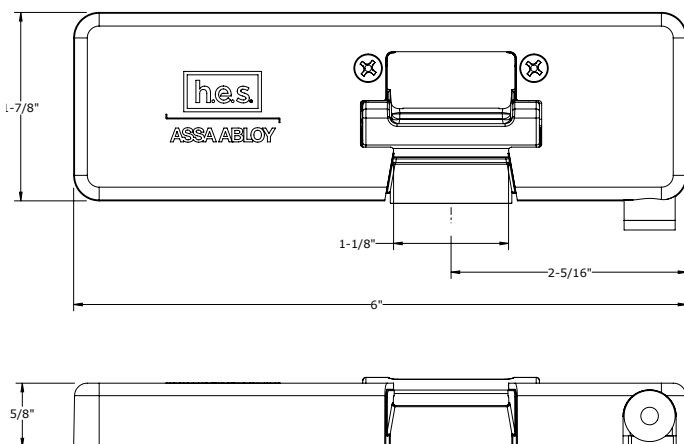


Security Latch

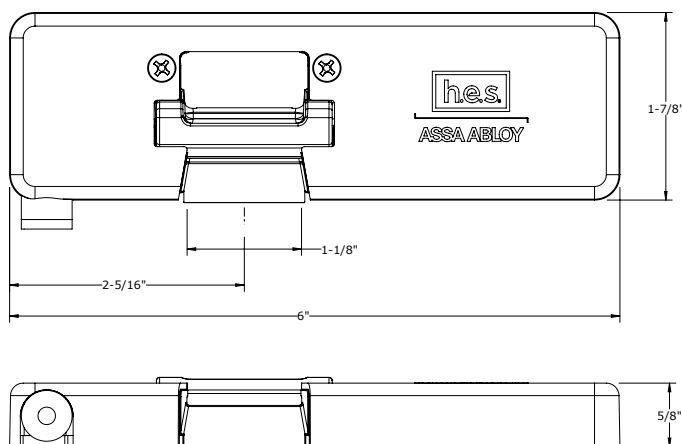
- Rockwood PDU Series



Dimensions



Left Handed or RHR



Right Handed or LHR

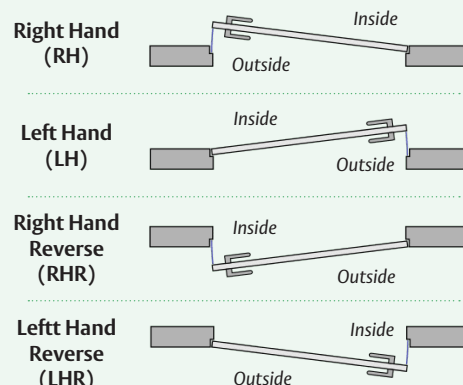
How to Order

SERIES	HANDING	FINISH	OPTION (S)
9100	L	– 630	
9100 Electric Strike for tubular, vertical rod exit devices for single doors	L Left Hand/Right Hand Reverse*	605 Bright Brass	(blank) No Monitoring
	R Right Hand/Left Hand Reverse*	606 Satin Brass	LM Latchbolt Monitoring
		612 Satin Bronze	LMS Latchbolt and Strike Monitoring
		613E Dark Oxidized Satin Bronze Powder	
		629 Bright Stainless Steel	
		630 Satin Stainless Steel	
		BSP Black Suede Powder	

*Refer to handing diagram for proper handing selection


NOTE: Electric strike compatibility is determined at time of electric strike product release. ASSA ABLOY is not responsible for incompatibility of products that have changed in design or craftsmanship by their respective manufacturers. When compatibility is a concern, contact Customer Support for application assistance.

Handing Diagram



9200 Series Surface Mounted Electric Strike

Works with tubular, vertical rod exit devices on double doors



The low-profile, retro-mounted solution for double door glass openings.

The innovative HES 9200 electric strike sets a new industry standard for glass openings with a tubular, vertical rod exit device. The 9200 offers simplified retro-mounted installation within the existing mechanical prep to provide fast and easy installation. Integrated adjustability provides optimal latch positioning to accommodate demanding installations and the low-profile design eliminates the need to add to or modify the frame. With adaptable voltage sensing technology, no wiring selection is required, allowing the product to function in ranges from 12 through 24 volts. Additionally, field selectable fail safe/fail secure functionality and monitoring options provide maximized versatility.

The 9200 exceeds Grade 1 standards and is designed with the strength and durability to meet UL outdoor rating requirements.

Features

- Retro-mount using existing header prep
- No cutting required
- Integrated adjustability
- Adaptable voltage sensing technology (12-24 VDC)
- Factory configured or field installable monitoring
- Static strength 1,500 lbs
- Dynamic strength to 70 ft-lbs
- Endurance 1,000,000 cycles
- Field selectable fail secure/fail safe
- Quiet operation
- Stainless steel construction
- SecuriCare five-year, no-fault, no questions asked warranty

Options

- W Wide or N Narrow backset options
- LM Latchbolt monitor
- LMS Latchbolt and strike monitor
- Available in 7 finishes



Grade 1



SecuriCare
Warranty



Tubular
Exit Device



Field Selectable
(Fail secure
/Fail safe)



Dual Voltage
12/24



PoE
Friendly



Outdoor
Rated

hes

ASSA ABLOY

9200 Series Surface Mounted Electric Strike

Certifications

- ANSI/BHMA A156.31, Grade 1
- RoHS Compliant
- UL 294 Listed
- UL 305 Listed
- UL 1034 Burglary-Resistant Listed and Suitable for Outdoor Use

Electrical

- Operating Voltage (12-24 VDC/VAC)
- 480 mA at 12 VDC
- 240 mA at 24 VDC

Specifications

Frame Application

- Aluminum
- Hollow Metal
- Wood (additional mounting hardware required)

Compatible Latches



Roller Latch

- CRL PA Series
- FHC HP Series
- PRL PL Series
- dormakaba GP Series

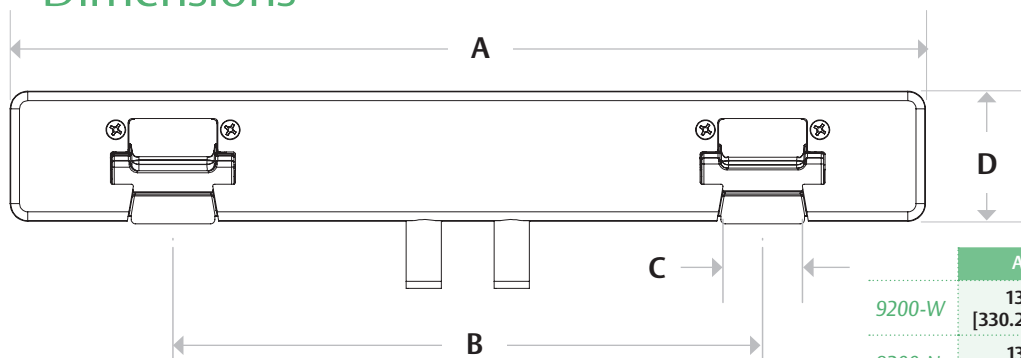


Security Latch

- Rockwood PDU Series



Dimensions



	A	B	C	D	E
9200-W	13" [330.2mm]	8-3/8" [212.7 mm]	1-1/8" [28.6mm]	1-7/8" [46.9mm]	5/8" [15.9mm]
9200-N	13" [330.2mm]	4-5/8" [117.5mm]	1-1/8" [28.6mm]	1-7/8" [46.9mm]	5/8" [15.9mm]



How to Order

SERIES	KEEPER SPACING	FINISH	OPTION (S)
9200	W	- 630	
9200 Electric Strike for tubular, vertical rod exit devices for double doors	N 4-5/8" *	605 Bright Brass	(blank) No Monitoring
	W 8-3/8" *	606 Satin Brass	LM Latchbolt Monitoring
		612 Satin Bronze	LMS Latchbolt and Strike Monitoring
		613E Dark Oxidized Satin Bronze Powder	
		629 Bright Stainless Steel	
		630 Satin Stainless Steel	
		BSP Black Suede Powder	

*Keeper distance centerline to centerline

NOTE: Electric strike compatibility is determined at time of electric strike product release. ASSA ABLOY is not responsible for incompatibility of products that have changed in design or craftsmanship by their respective manufacturers. When compatibility is a concern, contact Customer Support for application assistance.

9400 Series Surface Mounted Electric Strike

*Works with rim exit devices
up to 1/2" throw latchbolt*



The slim-line, surface mounted solution.

The HES 9400 series is a slim-line, outdoor rated surface mounted electric strike designed to accommodate rim exit devices with a 1/2" Pullman latch. All components are completely encased within its 5/8" thick stainless steel housing. No cutting on the frame is required for installation. Simply place the electric strike on the surface of the frame, align it with the exit latchbolt, and install.

The HES 9400 ships with a 1/8" spacer plate to accommodate varying door gaps. The HES 9400 exceeds Grade 1 standards for strength and performance. It is field selectable for fail secure/fail safe operation, and for 12 or 24VDC. The HES 9400 features a smooth cover to conceal the mounting screws and provide a sleek surface for superior looks.

Features

- Installs in metal and wood frames (wood screws not included)
- One 1/8" spacer plate included
- Decorative cover for sleek new look
- Stainless steel construction
- Tamper resistant
- Static strength 1,500 lbs
- Dynamic strength 70 ft-lbs
- Endurance 1,000,000 cycles
- Field selectable fail secure/fail safe
- Horizontal adjustability
- Non-handed
- Internally mounted solenoid
- Accommodates up to 1/2" Pullman latch
- SecuriCare five-year, no-fault, no questions asked warranty (Addition of SMART Pac® III extends the warranty to 10 years)

Options

- LBM Latchbolt monitor
- LBSM Latchbolt strike monitor

Accessories

- **9000-1xx** Spacer Plate
- **SMB** Surface Mounting Box
- **9000-ASB** 1/2" Aluminum Spacer Bracket
- **2005M3** SMART Pac® III
- **2001M** Plug-in Bridge Rectifier
- **2004M** ElectroLynx® adapter
- **2006M** Plug-in Buzzer
- **9000-MTK** Metal Template Kit



Grade 1

SecuriCare
WarrantyRim Exit
DevicesField Selectable
(Fail secure
/Fail safe)Dual Voltage
12/24Outdoor
RatedBurglary
Rated

ASSA ABLOY

9400 Series Surface Mounted Electric Strike

Certifications

- ANSI/BHMA A156.31, Grade 1
- RoHS Compliant
- UL 294 Listed
- UL 305 Listed
- UL 1034 Burglary-Resistant Listed and Suitable for Outdoor Use

Specifications

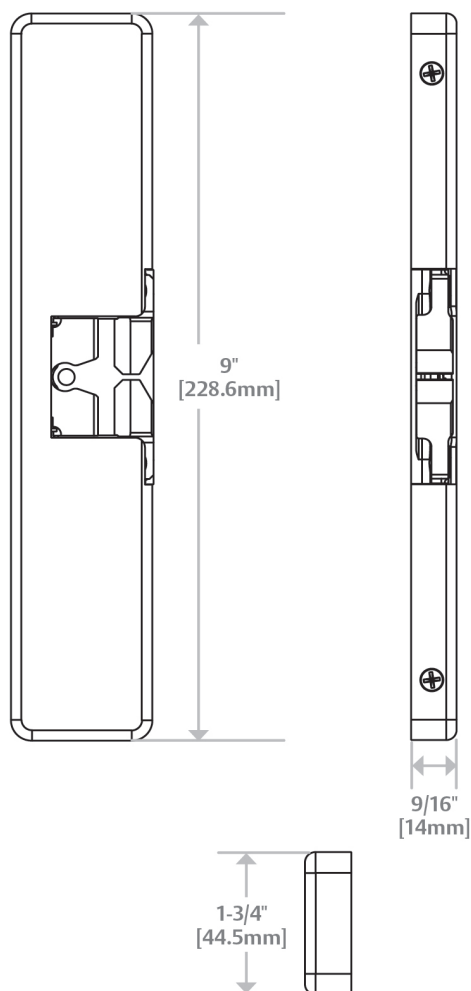
Frame Application

- Metal
- Wood

Electrical

- Dual voltage 12 or 24 VDC
- 500 mA at 12 VDC continuous duty
- 250 mA at 24 VDC continuous duty

Dimensions



How to Order

SERIES	FINISH	OPTION (S)
9400	- 630	- LBM
9400 Surface-Mounted Electric Strike for 1/2" Pullman Rim Exit Devices; no faceplates required	605 Bright Brass	LBM Latchbolt Monitor
	606 Satin Brass	LBSM Latchbolt Strike Monitor
	612 Satin Bronze	
	613 Bronze Toned	
	613E Dark Oxidized Satin Bronze Powder	
	629 Bright Stainless Steel	
	630 Satin Stainless Steel	
	BSP Black Suede Powder	

NOTE: Electric strike compatibility is determined at time of electric strike product release. ASSA ABLOY is not responsible for incompatibility of products that have changed in design or craftsmanship by their respective manufacturers. When compatibility is a concern, contact Customer Support for application assistance.

9500 Series Surface Mounted Electric Strike

*Works with rim exit devices
up to 3/4" throw latchbolt*



The strong durable, fire-rated surface mounted solution.

The HES 9500 Series is a 3 hour fire-rated, surface mounted electric strike designed to accommodate rim exit devices with a 3/4" Pullman latch. All components are completely encased within its 3/4" thick stainless steel housing, so no cutting on the frame is required for installation. Simply place the electric strike on the surface of the frame, align it with the exit latchbolt and install. Adjustments have never been easier as the base is now separate from the cover.

The 9500 exceeds Grade 1 standards for strength and performance. It is field selectable for fail secure and fail safe operation, and for 12 or 24 VDC. This unique electric strike complies with NFPA 80-07 guidelines for retrofit into fire-rated frames.

Features

- Installs in metal or wood frames (wood screws not included)
- Separate base and decorative cover for easy adjustments
- Stainless steel construction
- Tamper resistant
- Static strength 1,500 lbs
- Dynamic strength 70 ft-lbs
- Endurance 1,000,000 cycles
- Field selectable fail secure/fail safe
- Horizontal adjustability
- Non-handed
- Internally mounted solenoid
- Accommodates up to 3/4" Pullman latch
- SecuriCare five-year, no-fault, no questions asked warranty (Addition of SMART Pac® III extends the warranty to 10 years)

Options

- LBM - Latchbolt monitor
- LBSM - Latchbolt strike monitor

Accessories

- **9000-1xx** Spacer Plate
- **SMB** Surface Mounting Box
- **9000-ASB** 1/2" Aluminum Spacer Bracket
- **2005M3** SMART Pac® III
- **2001M** Plug-in Bridge Rectifier
- **2004M** ElectroLynx® adapter
- **2006M** Plug-in Buzzer
- **9000-MTK** Metal Template Kit



Grade 1

SecuriCare
WarrantyRim Exit
DevicesField Selectable
(Fail secure
/Fail safe)Dual Voltage
12/24

Fire Rated

Outdoor
RatedBurglary
Rated

ASSA ABLOY

9500 Series Surface Mounted Electric Strike

Certifications

- ANSI/BHMA A156.31, Grade 1
- CAL FIRE, 3776-1654:0101
- NFPA 80-07 Compliant
- RoHS Compliant
- UL 10C Fire Rated
- UL 294 Listed
- UL 305 Listed
- UL 1034 Burglary-Resistant Listed and Suitable for Outdoor Use

Specifications

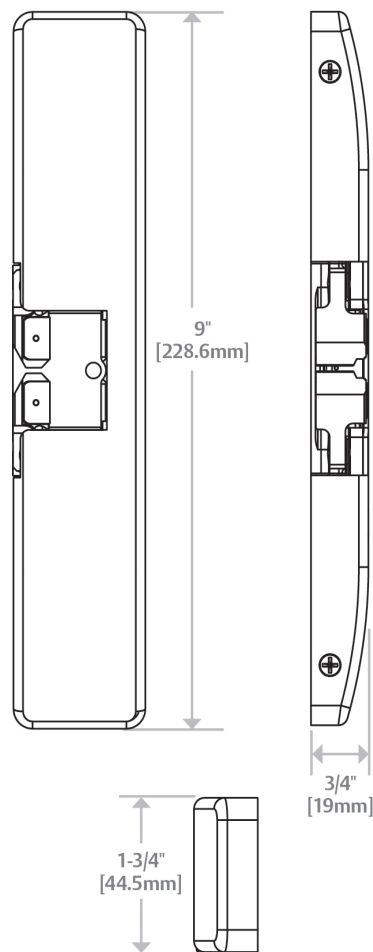
Frame Application

- Metal
- Wood

Electrical

- Dual voltage 12 or 24 VDC
- 500 mA at 12 VDC continuous duty
- 250 mA at 24 VDC continuous duty

Dimensions



How to Order

SERIES		FINISH	OPTION (S)
9500		– 630	– LBM
9500	Surface-Mounted Electric Strike for 3/4" Pullman Rim Exit Devices, fire rated; no faceplates required	605 Bright Brass	LBM Latchbolt Monitor
		606 Satin Brass	LBSM Latchbolt Strike Monitor
		612 Satin Bronze	
		613 Bronze Toned	
		613E Dark Oxidized Satin Bronze Powder	
		629 Bright Stainless Steel	
		630 Satin Stainless Steel	
		BSP Black Suede Powder	

NOTE: Electric strike compatibility is determined at time of electric strike product release. ASSA ABLOY is not responsible for incompatibility of products that have changed in design or craftsmanship by their respective manufacturers. When compatibility is a concern, contact Customer Support for application assistance.

9600 Series Surface Mounted Electric Strike

Works with rim exit devices up to a 3/4" throw latchbolt



The stylish windstorm rated, surface mounted solution

The 9600 Series Electric Strike is a windstorm resistant, surface mounted electric strike designed to accommodate rim exit devices with a 3/4" throw Pullman latchbolt. All components are completely encased within its 3/4" thick stainless steel housing, so no cutting on the frame is required for installation. Simply place the electric strike on the surface of the frame, align it with the exit latchbolt and install. Adjustments have never been easier as the base is now separate from the cover. It is field selectable for fail secure or fail safe operation, and for 12 or 24 VDC.

The 9600 is a surface mounted electric strike designed with the strength and durability required to exceed the severe forces of ANSI Windstorm testing.

Features

- Installs in metal or wood frames (wood screws not included)
- Separate base and decorative cover for easy adjustments
- Stainless steel construction
- Tamper resistant
- Static strength 2,000 lbs
- Dynamic strength 120 ft-lbs
- Endurance 1,000,000 cycles
- Field selectable fail safe/fail secure
- Horizontal adjustability
- Non-handed
- Internally mounted solenoid
- Accommodates up to 3/4" Pullman latch
- SecuriCare five-year, no-fault, no questions asked warranty (Addition of SMART Pac® III extends the warranty to 10 years)

Options

- LBM - Latchbolt monitor
- LBSM - Latchbolt strike monitor

Accessories

- **9000-1xx** Spacer Plate
- **SMB** Surface Mounting Box
- **9000-ASB 1/2"** Aluminum Spacer Bracket
- **2005M3** SMART Pac® III
- **2001M** Plug-in Bridge Rectifier
- **2004M** ElectroLynx® adapter
- **2006M** Plug-in Buzzer
- **9000-MTK** Metal Template Kit



Grade 1



SecuriCare
Warranty



Rim Exit
Devices



Field Selectable
(Fail secure
/Fail safe)



Dual Voltage
12/24



Windstorm
Resistant



Outdoor
Rated



Burglary
Rated



ASSA ABLOY

9600 Series Surface Mounted Electric Strike

Certifications

- ASTM E330 Certified
- ANSI/BHMA A156.31, Grade 1
- ANSI/SDI 250.13 Certified
- Florida Building Code Approved FL# 14307
- RoHS Compliant
- UL 294 Listed
- UL 305 Listed
- UL 1034 Burglary-Resistant Listed and Suitable for Outdoor Use

Specifications

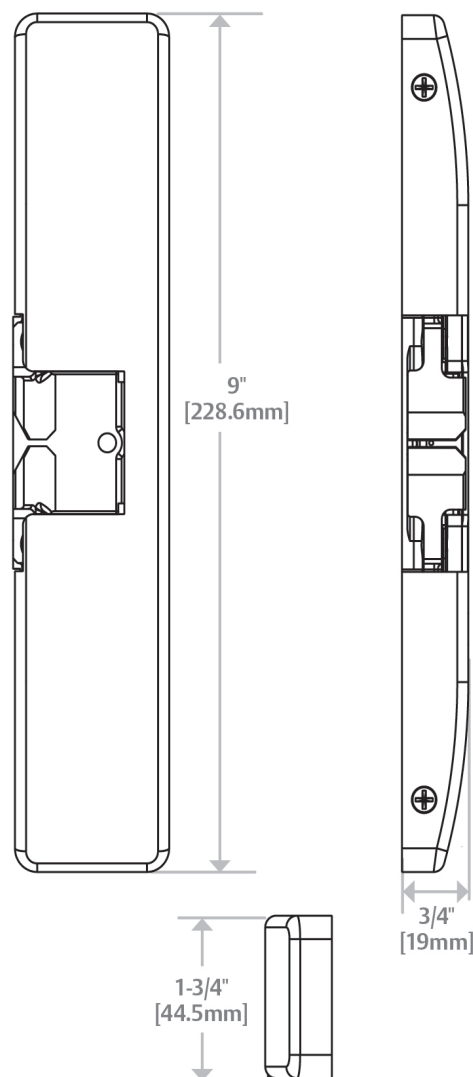
Frame Application

- Metal
- Wood

Electrical

- Dual voltage 12 or 24 VDC
- 500 mA at 12 VDC continuous duty
- 250 mA at 24 VDC continuous duty

Dimensions



How to Order

SERIES	FINISH	OPTION (S)
9600	- 630	- LBM
9600 Surface-Mounted Electric Strike for 3/4" Pullman Rim Exit Devices, non-fire rated; no faceplates required	605 Bright Brass	LBM Latchbolt Monitor
	606 Satin Brass	LBSM Latchbolt Strike Monitor
	612 Satin Bronze	
	613 Bronze Toned	
	613E Dark Oxidized Satin Bronze Powder	
	629 Bright Stainless Steel	
	630 Satin Stainless Steel	
	BSP Black Suede Powder	

NOTE: Electric strike compatibility is determined at time of electric strike product release. ASSA ABLOY is not responsible for incompatibility of products that have changed in design or craftsmanship by their respective manufacturers. When compatibility is a concern, contact Customer Support for application assistance.

9700 Series Surface Mounted Electric Strike

*Works with Corbin Russwin
SecureBolt® and ASSA
ABLOY ACCENTRA™
SquareBolt® exit devices*



The stylish windstorm-rated and fire-rated, squarebolt solution.

The 9700 Series is a heavy duty, surface mounted electric strike designed to accommodate Corbin Russwin® Securebolt® and ASSA ABLOY ACCENTRA™ Squarebolt® exit devices. All components are completely encased within its 3/4" thick stainless steel housing, so no cutting on the frame is required for installation. It is field selectable for fail secure and fail safe operation, and for 12 or 24 VDC.

The 9700 is designed with the strength and durability required to exceed the severe forces of ANSI Windstorm testing. This unique electric strike also complies with NFPA 80-07 guidelines for retrofit into fire rated frames.

Features

- Installs in metal or wood (wood screws not included)
- Separate base and decorative cover for easy adjustments
- Stainless steel construction
- Tamper resistant
- Static strength to 2,000 lbs
- Dynamic strength to 120 ft-lbs
- Endurance 1,000,000 cycles
- Field selectable fail safe/fail secure
- Horizontal adjustability
- Non-handed
- Internally mounted solenoid
- SecuriCare five-year, no-fault, no questions asked warranty (Addition of SMART Pac® III extends the warranty to 10 years)

Options

- LBM - Latchbolt monitor
- LBSM - Latchbolt strike monitor

Accessories

- **9000-1x** Spacer Plate
- **SMB** Surface Mounting Box
- **9000-ASB 1/2** Aluminum Spacer Bracket
- **2005M3** SMART Pac® III
- **2001M** Plug-in Bridge Rectifier
- **2004M** ElectroLynx® adapter
- **2006M** Plug-in Buzzer
- **9000-MTK** Metal Template Kit



Grade 1



SecuriCare
Warranty



Rim Exit
Devices



Field Selectable
(Fail secure
/Fail safe)



Dual Voltage
12/24



Fire Rated



Windstorm
Rated



Outdoor
Rated



Burglary
Rated



ASSA ABLOY

9700 Series Surface Mounted Electric Strike

Certifications

- ASTM E152 Fire Door Compliant
- ASTM E330 Certified
- ANSI/BHMA A156.31, Grade 1
- ANSI/SDI 250.13 Certified
- Florida Building Code Approved FL# 19224
- NFPA 80-07 Compliant
- NFPA-252 Fire Door Compliant
- RoHS Compliant
- UL 10C Fire Rated
- UL 294 Listed
- UL 305 Listed
- UL 1034 Burglary-Resistant Listed and Suitable for Outdoor Use

Specifications

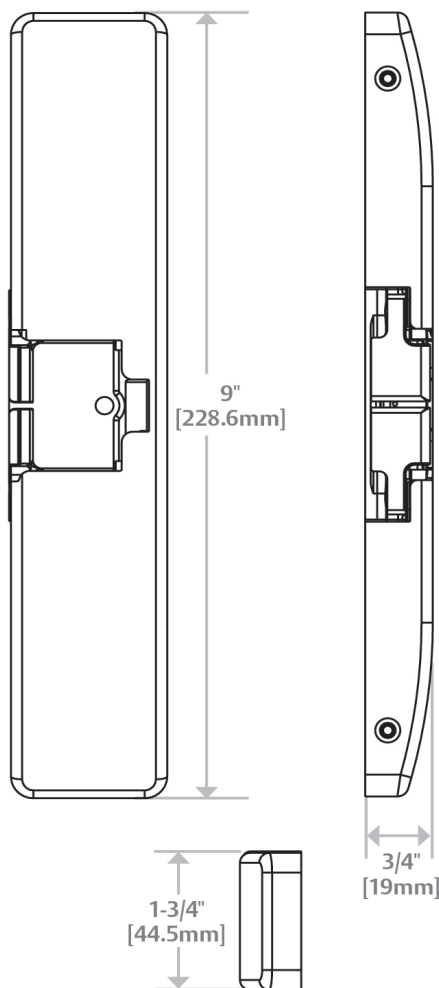
Frame Application

- Metal
- Wood

Electrical

- Dual voltage 12 or 24 VDC
- 500 mA at 12 VDC continuous duty
- 250 mA at 24 VDC continuous duty

Dimensions



How to Order

SERIES		FINISH	OPTION (S)
9700		- 630	- LBM
9700	Surface Mounted Electric Strike for Corbin Russwin® Securebolt® and ASSA ABLOY ACCENTRA™ Squarebolt® exit devices	605 Bright Brass	LBM Latchbolt Monitor
		606 Satin Brass	LBSM Latchbolt Strike Monitor
		612 Satin Bronze	
		613 Bronze Toned	
		613E Dark Oxidized Satin Bronze Powder	
		629 Bright Stainless Steel	
		630 Satin Stainless Steel	
		BSP Black Suede Powder	

NOTE: Electric strike compatibility is determined at time of electric strike product release. ASSA ABLOY is not responsible for incompatibility of products that have changed in design or craftsmanship by their respective manufacturers. When compatibility is a concern, contact Customer Support for application assistance.

9800 Series Surface Mounted Electric Strike

*Work with Adams Rite® Starwheel
and Interlocking rim exit devices*



The low-profile, surface mounted electric strike designed to accommodate the Adams Rite 8700 and 8800 Series Rim Exit Devices.

The 9800 Series Electric Strike exceeds Grade 1 standards for strength and performance. All functions are performed within the 1/2" thick strike body, which is protected by a sleek stainless steel cover to conceal the mounting screws and provide the most aesthetic appearance. All while being field selectable for fail secure or fail safe operation, and dual voltage, 12 or 24 VDC.

1/16" and 1/8" spacer plates are provided to accommodate varying door gaps. Simply place the electric strike on the surface of the frame, align it with the Starwheel or Interlock latching mechanism, and install.

Features

- Compatible with Adams Rite 8700 and 8800 Series Rim Exit Devices
- Installs on aluminum, hollow metal and wood frames (wood screws not provided)
- One 1/16" spacer plate included
- One 1/8" spacer plate included
- Decorative cover for sleek look
- Stainless steel construction
- Tamper resistant
- Static strength 1,500 lbs
- Dynamic strength 70 ft-lbs
- Endurance 1,000,000 cycles
- Field selectable fail safe/fail secure
- Horizontal adjustability
- Non-handed
- Internally mounted solenoid
- SecuriCare five-year, no-fault, no questions asked warranty (Addition of SMART Pac® III extends the warranty to 10 years)

Options

- LBM- Latchbolt monitor
- LBSM- Latchbolt strike monitor

Accessories

- **9000-1x** Spacer Plate
- **SMB** Surface Mounting Box
- **9000-ASB 1/2** Aluminum Spacer Bracket
- **2005M3** SMART Pac® III
- **2001M** Plug-in Bridge Rectifier
- **2004M** ElectroLynx® adapter
- **2006M** Plug-in Buzzer
- **9000-MTK** Metal Template Kit



Grade 1



SecuriCare
Warranty



Rim Exit
Devices



Field Selectable
(Fail secure
/Fail safe)



Dual Voltage
12/24



Outdoor
Rated



Burglary
Rated

Spacer Plates Included

The 9800 ships standard with one 1/16" [1.6mm] and one 1/8" [3.2mm] spacer plate included in the box. Units ordered in 613E, 628E, 630 & BSP finish will be made of stainless steel and finished to match. All other finish will receive black stainless steel spacers. Additional spacer plates can be ordered separately.



ASSA ABLOY

9800 Series Surface Mounted Electric Strike

Certifications

- ANSI/BHMA A156.31, Grade 1
- RoHS Compliant
- UL 294 Listed
- UL 305 Listed
- UL 1034 Burglary-Resistant Listed

Specifications

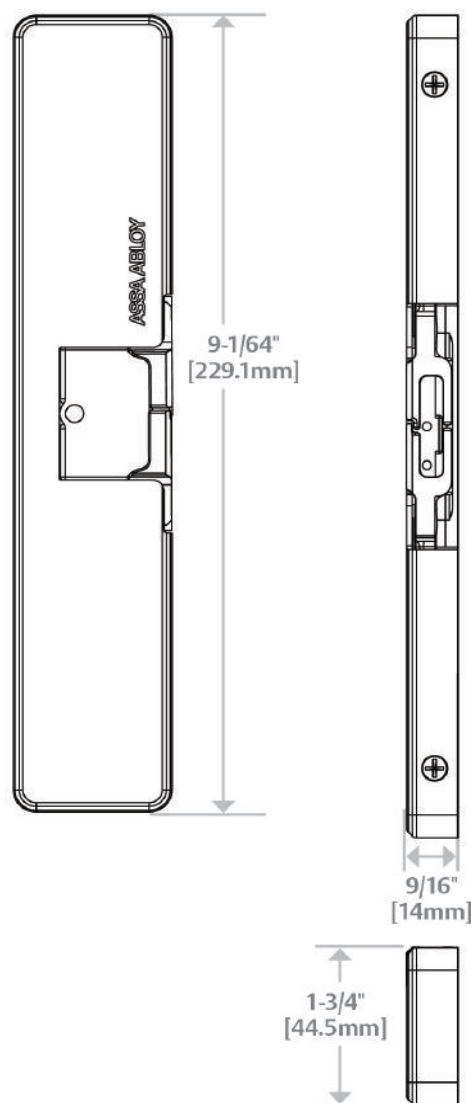
Frame Application

- Aluminum
- Hollow Metal
- Wood

Electrical

- Dual voltage 12 or 24 VDC
- 500 mA at 12 VDC continuous duty
- 250 mA at 24 VDC continuous duty

Dimensions




How to Order

SERIES	FINISH	OPTION (S)
9800	- 630	- LBM
9800 Surface Mounted Electric Strike for Adams Rite® Starwheel and Interlocking Rim Exit Devices; no faceplates required	605 Bright Brass	LBM Latchbolt Monitor
	606 Satin Brass	LBSM Latchbolt Strike Monitor
	612 Satin Bronze	
	613 Bronze Toned	
	613E Dark Oxidized Satin Bronze Powder	
	629 Bright Stainless Steel	
	630 Satin Stainless Steel	
	BSP Black Suede Powder	

NOTE: Electric strike compatibility is determined at time of electric strike product release. ASSA ABLOY is not responsible for incompatibility of products that have changed in design or craftsmanship by their respective manufacturers. When compatibility is a concern, contact Customer Support for application assistance.

Folger Adam SB:310-1(X) Electric Strike Body Only

Works with cylindrical and mortise locksets with 1/2", 5/8" or 3/4" throw latchbolts



The industrial grade electric strike designed for extreme heavy duty applications.

The SB:310-1(X) Series is a 3 hour fire-rated, industrial grade electric strike designed for extreme heavy duty applications. The all stainless steel construction of this device makes it ideal for high abuse applications that would disable other electric strikes.

Features

- Tamper-resistant, heavy duty construction
- Constructed entirely of stainless steel for strength and corrosion resistance
- Static strength 1,500 lbs
- Dynamic strength 70 ft-lbs
- Endurance rating 1,000,000 cycles
- Adjustable keeper allows for door and frame alignment
- 1/2", 3/4" and 1" keeper depths
- Non-handed
- Fail secure (standard)
- Plug-in connector
- SecuriCare five-year, no-fault, no questions asked warranty (Addition of SMART Pac® III extends the warranty to 10 years)

Options

- Fail Safe
- LCBMA: Latchbolt & Locking Cam Monitor with Auxiliary Switch

Accessories

- **310-2-3** Astragal Strike Latch Guard
- **152** Universal Mounting Tabs
- **2001-1** Wire-in Bridge Rectifier
- **2005M3** SMART Pac® III
- **2001M** Plug-in Bridge Rectifier
- **2004M** ElectroLynx® adapter
- **2006M** Plug-in Buzzer



Grade 1



SecuriCare
Warranty



Cylindrical
Locksets



Mortise Locks
without
Deadbolt



Rim Exit
Devices



Specialty
Locksets



Fire Rated



Burglary
Rated



ASSA ABLOY

Folger Adam SB:310-1(X) Electric Strike Body

Certifications

- ANSI/BHMA A156.31, Grade 1
- RoHS Compliant
- UL 10C Fire Rated
- UL 294 Listed
- UL 1034 Burglary-Resistant Listed

Specifications

Electrical

- 510 mA at 12 VDC continuous duty
- 250 mA at 24 VDC continuous duty

Dimensions

310-1(1/2)

For use with up to 5/8" throw latchbolts (without deadbolt)
1/2" keeper standard

310-1(3/4)

For use with 3/4" [19mm] throw latchbolts (without deadbolt) on single and double glass door applications with the addition of a third party faceplate.

- Works with Rockwood PDU8000 and CR Laurence PA100 Series panic devices when used with ESK Series stop/strike

3/4" [19mm] keeper standard

310-1(1)

For use with both a 3/4" [19mm] throw latchbolt and a 1" [25.4mm] throw deadbolt
1" [25.4mm] keeper standard

310-1(PK)

For up to 3/4" [19mm] Pullman style latchbolts
PK keeper standard

310-1(SK)

For Squarebolt® style rim exit devices

- Works with Corbin Russwin® ED4200S, ED5200S and ED5200SA Securebolt® or ASSA ABLOY ACCENTRA™* 7150(F), 7250, 7270M(F) Squarebolt® Exit Devices.

SK keeper standard

* Formerly Yale Commercial

How to Order

PREFIX	SERIES	KEEPER STYLE	FAIL SECURE / SAFE	VOLTAGE	OPTION (S)
SB	-310-1	(3/4)	- F	- 24D	- LCBMA
SB Strike Body	310-1 Strike Body Only	(1/2) 1/2" keeper (3/4) 3/4" keeper (1) 1" keeper (PK) For use with 3/4" Pullman style latchbolts (SK) For use with Squarebolt® style rim exit devices	(blank) Fail Secure (standard) F Fail Safe	12D 12 Volt 24D 24 Volt	(blank) No Monitor LCBMA Latchbolt & locking cam monitor with auxiliary switch

NOTE: Electric strike compatibility is determined at time of electric strike product release. ASSA ABLOY is not responsible for incompatibility of products that have changed in design or craftsmanship by their respective manufacturers. When compatibility is a concern, contact Customer Support for application assistance.

Folger Adam 310 Electric Strike

Works with cylindrical and mortise locksets with 1/2", 5/8" or 3/4" throw latchbolts



The industrial grade electric strike designed for extreme heavy duty applications.

The 310 Series is a 3 hour fire-rated, industrial grade electric strike designed for extreme heavy duty applications. The all stainless steel construction of this device makes it ideal for high abuse applications that would disable other electric strikes.

Features

- Tamper resistant, heavy-duty construction
- Constructed entirely of stainless steel for strength and corrosion resistance
- Static strength 1,500 lbs
- Dynamic strength 70 ft-lbs
- Endurance rating 1,000,000 cycles
- Horizontally adjustable keeper allows for door and frame misalignment
- 1/2" keeper depth (310-2)
- 3/4" [19mm] keeper depth (310-2 3/4 and 310-2 3/4OB)
- 1" [25.4mm] keeper depth (310-3-1)
- Non-handed
- Fail secure (standard)
- Plug-in connector
- SecuriCare five-year, no-fault, no questions asked warranty (Addition of SMART Pac® III extends the warranty to 10 years)

Options

- Fail Safe
- LCBMA - Latchbolt & Locking Cam Monitor with Auxiliary Switch (all except 310-2 3/4OB)

Accessories

- **310-2-3** Astragal Strike Latch Guard
- **152** Universal Mounting Tabs
- **2001-1** Wire-in Bridge Rectifier
- **2005M3** SMART Pac® III
- **2001M** Plug-in Bridge Rectifier
- **2004M** ElectroLynx® adapter
- **2006M** Plug-in Buzzer



Grade 1



SecuriCare
Warranty



Cylindrical
Locksets



Mortise Locks
with Deadbolt



Mortise Locks
without
Deadbolt



Fire Rated



Burglary
Rated



ASSA ABLOY

Folger Adam 310 Electric Strike

Certifications

- ANSI/BHMA A156.31, Grade 1
- RoHS Compliant
- UL 10C Fire Rated
- UL 294 Listed
- UL 1034 Burglary-Resistant Listed

Specifications

Electrical

- 510 mA at 12VDC continuous duty
- 250 mA at 24VDC continuous duty



310-2

For a 1/2" [12.7mm] or 5/8" [15.875mm] throw latchbolt (without deadbolt) on single doors and pairs of doors.
1/2" [12.7mm] keeper standard



310-2-3/4

For a 3/4" [19mm] throw latchbolt (without deadbolt) on single doors and pairs of doors.
3/4" [19mm] keeper standard



310-2 3/4OB

For a pair of doors, without a door coordinator, which is equipped with a lock having a 3/4" [19mm] throw latchbolt (without deadbolt).
3/4" [19mm] keeper standard



310-3-1

For a lockset with both a 3/4" [19mm] throw latchbolt and a 1" [25.4mm] throw deadbolt.

- Deadbolt must be retracted manually
- Position of block within cavity is adjustable for RH and LH applications

1" [25.4mm] keeper standard

How to Order

SERIES	FAIL SECURE / SAFE	VOLTAGE	FINISH*	OPTION (S)
310-2	- F	- 24D	- 630	- LCBMA
COMPLETE PACS	(blank) Fail Secure (standard)	12D 12 Volt	605 Bright Brass	(blank) No Monitor
310-2 1/2" keeper standard; For up to a 5/8" throw latchbolt	F Fail Safe	24D 24 Volt	606 Satin Brass	LCBMA* Latchbolt & locking cam monitor with auxiliary switch
310-2 3/4 3/4" keeper standard; For up to a 3/4" [19mm] throw latchbolt without deadbolt			612 Satin Bronze	
			613E Dark Oxidized Satin Bronze Powder	
			629 Bright Stainless Steel	
310-2 3/4OB 3/4" keeper standard; For a pair of doors without a door coordinator			630 Satin Stainless Steel	
310-3-1 1" keeper standard; For up to a 3/4" throw latchbolt and a 1" deadbolt				


*LCBMA not available with 310-2 3/4OB

PREFIX	SERIES	FINISH*
FP	- 310-2 3/4OB	- 630
FACEPLATE ONLY		605 Bright Brass
FP Faceplate	310-2 1/2" keeper standard; For up to a 5/8" throw latchbolt	606 Satin Brass
	310-2 3/4 3/4" keeper standard; For up to a 3/4" [19mm] throw latchbolt without deadbolt	612 Satin Bronze
	310-2 3/4OB 3/4" keeper standard; For a pair of doors without a door coordinator	613E Dark Oxidized Satin Bronze Powder
	310-3-1 1" keeper standard; For up to a 3/4" throw latchbolt and a 1" deadbolt	629 Bright Stainless Steel
		630 Satin Stainless Steel

NOTE: Electric strike compatibility is determined at time of electric strike product release. ASSA ABLOY is not responsible for incompatibility of products that have changed in design or craftsmanship by their respective manufacturers. When compatibility is a concern, contact Customer Support for application assistance.

Folger Adam 310-4 Electric Strike

*Works with Pullman style
latchbolts up to 3/4" and
Squarebolt® style rim exit devices*



The 3 hour fire-rated, industrial grade electric strike designed for extreme heavy duty applications.

The all stainless steel construction of the 310-4 Series makes it ideal for high abuse applications that would disable other electric strikes. The Folger Adam 310-4 Series has a unique 3/4" face plate with an integrated 1/4" base shim that can be removed in the field to accommodate rim exit devices with a 1/2" or 3/4" throw latchbolt.

Features

- Integrated shim for quick customization of faceplate thickness (1/2" to 3/4")
- Tamper resistant, heavy duty construction
- Constructed entirely of stainless steel for strength and corrosion resistance
- Static strength 1,500 lbs
- Dynamic strength 70 ft-lbs
- Endurance rating 1,000,000 cycles
- Integrated ramps for better deadlatch handling
- Set screws for horizontal lockdown
- In-frame horizontal adjustability
- Wider faceplate (1-3/4") for greater versatility
- Non-handed
- Fail secure (Standard)
- Plug-in connector
- SecuriCare five-year, no-fault, no questions asked warranty (Addition of SMART Pac® III extends the warranty to 10 years)

Options

- Fail Safe
- LCBMA - Latchbolt & Locking Cam Monitor with Auxiliary Switch

Accessories

- **2001-1** Wire-in Bridge Rectifier
- **SMB: Surface Mounting Box** Surface mounting box (783S and 789S options)
- **2005M3** SMART Pac® III
- **2001M** Plug-in Bridge Rectifier
- **2004M** ElectroLynx® adapter
- **2006M** Plug-in Buzzer



Grade 1



SecuriCare
Warranty



Rim Exit
Devices



Fire Rated



Burglary
Rated



ASSA ABLOY

Folger Adam 310-4 Electric Strike

Certifications

- ANSI/BHMA A156.31, Grade 1
- RoHS Compliant
- UL 10C Fire-Rated, 3 Hour Single Door [Fail Secure Only]
- UL 294 Listed
- UL 1034 Burglary-Resistant Listed

Specifications

Electrical

- 510 mA at 12VDC continuous duty
- 250 mA at 24VDC continuous duty

310-4

For up to 3/4" [19mm] Pullman style latchbolts on single doors

PK keeper standard

310-4S

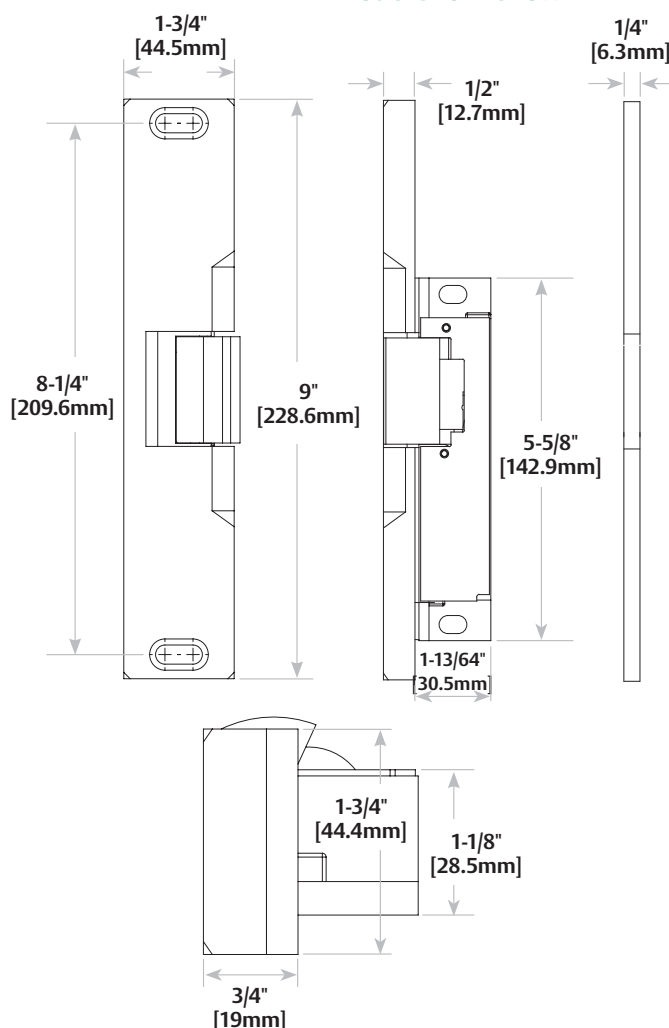
For Squarebolt® style rim exit devices such as;

- Corbin Russwin® ED4200S, ED5200S and ED5200SA SecureBolt®
- ASSA ABLOY ACCENTRA™* 7150(F), 7250, 7270M(F) Squarebolt® Exit Devices

SK keeper standard

Dimensions

Model 310-4 shown



How to Order

SERIES	FAIL SECURE / SAFE	VOLTAGE	FINISH	OPTION (S)
310-4 (S)	- F	- 12D	- 605	- LCBMA
COMPLETE PACS	(blank) Fail Secure (standard)	12D 12 Volt	605 Bright Brass	(blank) No Monitor
310-4 PK keeper standard; For use with 3/4" Pullman style latchbolts	F Fail Safe	24D 24 Volt	606 Satin Brass	LCBMA* Latchbolt & locking cam monitor with auxiliary switch
310-4(S) SK keeper standard; For use with Squarebolt® style rim exit devices			612 Satin Bronze	
			613E Dark Oxidized Satin Bronze Powder	
			629 Bright Stainless Steel	
			630 Satin Stainless Steel	

PREFIX	SERIES	KEEPER STYLE	FINISH
FP	- 310-4	(SK)	- 605
FACEPLATE ONLY		SK For use with Squarebolt® style rim exit devices	605 Bright Brass
FP Faceplate	310-4 PK keeper standard; For use with 3/4" Pullman style latchbolts		606 Satin Brass
	310-4(S) SK keeper standard; For use with Squarebolt® style rim exit devices		612 Satin Bronze
			613E Dark Oxidized Satin Bronze Powder
			629 Bright Stainless Steel
			630 Satin Stainless Steel

NOTE: Electric strike compatibility is determined at time of electric strike product release. ASSA ABLOY is not responsible for incompatibility of products that have changed in design or craftsmanship by their respective manufacturers. When compatibility is a concern, contact Customer Support for application assistance.

Folger Adam 310-4-X Electric Strike

*Works with surface vertical
rod exit devices*



Vertical surface mounted series designed for heavy duty applications on single or double doors.

The 310-4 vertical surface mounted series is designed for heavy duty applications on single or double doors. The all stainless steel construction of this device makes it ideal for high abuse applications. This line of electric strikes will accommodate rim exit devices with a swinging, Pullman style latchbolt.

Features

- Tamper resistant, heavy duty construction
- Constructed entirely of stainless steel for strength and corrosion resistance
- Static strength 1,500 lbs
- Dynamic strength 70 ft-lbs
- Endurance 1,000,000 cycles
- Adjustable keeper to allow for door and frame misalignment
- Pullman keeper
- Non-handed
- Fail secure (standard)
- Plug-in connector
- SecuriCare five-year, no-fault, no questions asked warranty (Addition of SMART Pac® III extends the warranty to 10 years)

Options

- Fail Safe
- LCBMA - Latchbolt & Locking Cam Monitor with Auxiliary Switch

Accessories

- **2001-1** Wire-in Bridge Rectifier
- **2005M3** SMART Pac® III
- **2001M** Plug-in Bridge Rectifier
- **2004M** ElectroLynx® adapter
- **2006M** Plug-in Buzzer



Grade 1



SecuriCare
Warranty



Specialty
Locksets



Burglary
Rated



ASSA ABLOY

Folger Adam 310-4-X Electric Strike

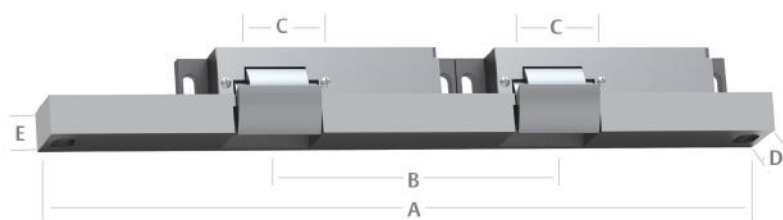
Certifications

- ANSI/BHMA A156.31, Grade 1
- RoHS Compliant
- UL 294 Listed
- UL 1034 Burglary-Resistant Listed

Specifications

Electrical

- 510 mA at 12VDC continuous duty
- 250 mA at 24VDC continuous duty



	A	B	C	D	E
310-4-1	13-3/8" [368.3mm]	4-3/8" [111.125mm]	1-13/16" [46mm]	1-1/2" [38.1mm]	3/4" [19mm]
310-4-2	14" [355.6mm]	5" [127mm]	1-13/16" [46mm]	1-1/2" [38.1mm]	3/4" [19mm]
310-4-3	14-5/8" [371.5mm]	5-5/8" [142.8mm]	1-13/16" [46mm]	1-1/2" [38.1mm]	3/4" [19mm]
310-4-30	12" [304.8mm]	3" [76.2mm]	1-13/16" [46mm]	1-1/2" [38.1mm]	3/4" [19mm]

310-4-1

For both leaves of a pair of doors when spacing of the vertical rod is between 4" [101.6mm] and 4-3/4" [120.65mm]

PK keeper standard

310-4-2

For both leaves of a pair of doors when spacing of the vertical rods is between 4-5/8" [111.125mm] and 5-3/8" [136.5mm]

PK keeper standard

310-4-3

For both leaves of a pair of doors when spacing of the vertical rods is between 5-1/4" [133.35mm] and 6" [152.4mm]

PK keeper standard

310-4-30

For both leaves of a pair of doors when spacing of the vertical

NOTE: Double-door models are available with four different center-to-center dimensions between latchbolt keepers. Keepers are wide enough to compensate for vertical-rod exit bolts, which may be as much as 3/8" (10mm) off center-to-center dimension, either way.

NOTE: When using an electric strike in conjunction with a vertical-rod exit device:

1. The bottom rod of the exit device must be removed or made inoperative.
2. The latchbolt of the exit device must be the Pullman or beveled type.
3. The latchbolt must be free-latching and remain projected while the door is open. Mechanisms that hold the latchbolt retracted while the door is open, and automatically release it when the door is closed, must be removed or made inoperative.

How to Order

SERIES	KEEPER STYLE	FAIL SECURE / SAFE	VOLTAGE	FINISH	OPTION (S)
310-4-X	(PK)	F	- 24D	- 612	- LCBMA
COMPLETE PACS	(PK) For use with 3/4" Pullman style latchbolts	(blank) Fail Secure (standard) F Fail Safe	12D 12 Volt 24D 24 Volt	605 Bright Brass 606 Satin Brass 612 Satin Bronze 613E Dark Oxidized Satin Bronze Powder 629 Bright Stainless Steel 630 Satin Stainless Steel	(blank) No Monitor LCBMA Latchbolt & locking cam monitor with auxiliary switch
1 For use with vertical rod spacing between 4" and 4-3/4"					
2 For use with vertical rod spacing between 4-5/8" and 5-3/8"					
3 For use with vertical rod spacing between 5-1/4" and 6"					
30 For use with vertical rod spacing between 2-5/8" and 3-3/8"					

PREFIX	SERIES	KEEPER STYLE	FINISH
FP	- 310-4-X	(PK)	- 630
FACELPATE ONLY		(PK) For use with 3/4" Pullman style latchbolts	605 Bright Brass 606 Satin Brass 612 Satin Bronze 613E Dark Oxidized Satin Bronze Powder 629 Bright Stainless Steel 630 Satin Stainless Steel
FP Faceplate	1 For use with vertical rod spacing between 4" and 4-3/4"		
	2 For use with vertical rod spacing between 4-5/8" and 5-3/8"		
	3 For use with vertical rod spacing between 5-1/4" and 6"		
	30 For use with vertical rod spacing between 2-5/8" and 3-3/8"		

NOTE: Electric strike compatibility is determined at time of electric strike product release. ASSA ABLOY is not responsible for incompatibility of products that have changed in design or craftsmanship by their respective manufacturers. When compatibility is a concern, contact Customer Support for application assistance.

Folger Adam 310-6-X Electric Strike

*Works with concealed
vertical rod exit devices*



Vertical mounted, designed for heavy duty applications on single or double doors.

The all stainless steel construction of the 310-6-X makes it ideal for high abuse applications. This line of electric strikes will accommodate rim exit devices with a swinging Pullman style latchbolt.

Features

- Tamper resistant, heavy-duty construction
- Constructed entirely of stainless steel for strength and corrosion resistance
- Static strength 1,500 lbs
- Dynamic strength 70 ft-lbs
- Endurance 1,000,000 cycles
- Adjustable keeper to allow for door and frame misalignment
- Non-handed
- Fail secure (standard)
- Plug-in connector

Options

- Fail Safe
- LCBMA - Latchbolt & Locking Cam Monitor with Auxiliary Switch

Accessories

- **2001-1** Wire-in Bridge Rectifier
- **2005M3** SMART Pac® III
- **2001M** Plug-in Bridge Rectifier
- **2004M** ElectroLynx® adapter
- **2006M** Plug-in Buzzer

Certifications

- ANSI/BHMA A156.31, Grade 1
- RoHS Compliant
- UL 294 Listed
- UL 1034 Burglary-Resistant Listed

Specifications

Electrical

- 510 mA at 12VDC continuous duty
- 250 mA at 24VDC continuous duty

310-6-1

For both leaves of a pair of doors when spacing of the vertical rods is between 4" [101.6mm] and 4-3/4" [120.65mm]

PK keeper standard

310-6-2

For both leaves of a pair of doors when spacing of the vertical rods is between 4-5/8" [117.475mm] and 5-3/8" [136.525mm]

PK keeper standard

310-6-3

For both leaves of a pair of doors when spacing of the vertical rods is between 5-1/4" [133.35mm] and 6" [152.4mm]

PK keeper standard

310-6-8

For only the active leaf of a pair

PK keeper standard

310-6-30

For both leaves of a pair of doors when spacing of the vertical rods is between 2-5/8" [66.7mm] and 3-3/8" [85.7mm]

PK keeper standard



Grade 1



SecuriCare
Warranty



Specialty
Locksets



Burglary
Rated




ASSA ABLOY

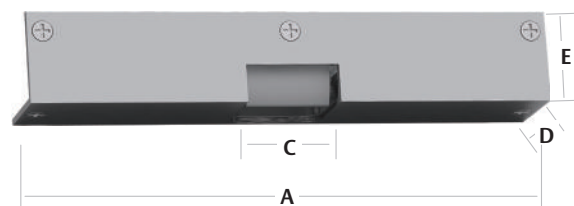
Folger Adam 310-6-X Electric Strike

Dimensions

310-6-X



310-6-8



NOTE: Double-door models are available with four different center-to-center dimensions between latchbolt keepers. Keepers are wide enough to compensate for vertical-rod exit bolts, which may be as much as 3/8" (10mm) off center-to-center dimension, either way.

NOTE: When using an electric strike in conjunction with a vertical-rod exit device:

1. The bottom rod of the exit device must be removed or made inoperative.
2. The latchbolt of the exit device must be the Pullman or beveled type.
3. The latchbolt must be free-latching and remain projected while the door is open. Mechanisms that hold the latchbolt retracted while the door is open, and automatically release it when the door is closed, must be removed or made inoperative.

NOTE: The electric strike will not operate with a deadbolt style vertical rod.

	A	B	C	D	E
310-6-1	14-1/2" [368.3mm]	4-3/8" [111.125mm]	1-13/16" [46mm]	1-3/4" [44.45mm]	1-3/4" [44.45mm]
310-6-2	15-1/8" [384.2mm]	5" [127mm]	1-13/16" [46mm]	1-3/4" [44.45mm]	1-3/4" [44.45mm]
310-6-3	15-3/4" [400.05mm]	5-5/8" [142.8mm]	1-13/16" [46mm]	1-3/4" [44.45mm]	1-3/4" [44.45mm]
310-6-30	13-1/8" [333.4mm]	3" [76.2mm]	1-13/16" [46mm]	1-3/4" [44.45mm]	1-3/4" [44.45mm]
310-6-8	10-7/8" [276.3mm]		1-13/16" [46mm]	1-3/4" [44.45mm]	1-3/4" [44.45mm]

How to Order

SERIES	FAIL SECURE / SAFE	VOLTAGE	FINISH	OPTION (S)
310-6-X	F	- 24D	- 612	- LCBMA
COMPLETE PACS	(blank) Fail Secure (standard)	12D 12 Volt	612 Satin Bronze	(blank) No Monitor
1 For use with vertical rod spacing between 4" and 4-3/4"	F Fail Safe	24D 24 Volt	629 Bright Stainless Steel	LCBMA Latchbolt & locking cam monitor with auxiliary switch
2 For use with vertical rod spacing between 4-5/8" and 5-3/8"				
3 For use with vertical rod spacing between 5-1/4" and 6"				
30 For use with vertical rod spacing between 2-5/8" and 3-3/8"				

PREFIX	SERIES	FINISH
F	310-6-X	- 612
FACEPLATE ONLY		612 Satin Bronze
FP Faceplate	1 For use with vertical rod spacing between 4" and 4-3/4"	629 Bright Stainless Steel
	2 For use with vertical rod spacing between 4-5/8" and 5-3/8"	
	3 For use with vertical rod spacing between 5-1/4" and 6"	
	30 For use with vertical rod spacing between 2-5/8" and 3-3/8"	

NOTE: Electric strike compatibility is determined at time of electric strike product release. ASSA ABLOY is not responsible for incompatibility of products that have changed in design or craftsmanship by their respective manufacturers. When compatibility is a concern, contact Customer Support for application assistance.

Folger Adam 700 Electric Strike

Works with cylindrical and mortise locksets without a deadbolt



3 hour fire-rated,
industrial grade
electric strike
designed for
extreme heavy
duty applications.

The 700 series is a 3 hour fire-rated, industrial grade electric strike designed for extreme heavy duty applications. The all stainless steel construction of this device makes it ideal for high abuse applications. The 712 series is designed to accommodate 1/2" throw latchbolts, and the 712-75 is designed to accommodate 3/4" latchbolts.

*NOTE: These products will require relocation of the center line when used with mortise locks. Consult customer support regarding use with the Best 40 series.

Features

- Tamper resistant, heavy-duty construction
- Constructed entirely of stainless steel for strength and corrosion resistance
- Static strength 1,500 lbs.
- Dynamic strength 70 ft-lbs
- Horizontally adjustable keeper to allow for door and frame misalignment
- 1/2" keeper depth (712 and 732)
- 3/4" keeper depth (712-75 and 732-75)
- Non-handed
- Fail secure (standard)
- Plug-in connector
- SecuriCare five-year, no-fault, no questions asked warranty (Addition of SMART Pac® III extends the warranty to 10 years)

Options

- Fail Safe
- LBMLCM - Latchbolt & Locking Cam Monitor

Accessories

- 152 Universal Mounting Tabs
- 2001-1 Wire-in Bridge Rectifier
- 150 Strike Latch Guard
- 2005M3 SMART Pac® III
- 2001M Plug-in Bridge Rectifier
- 2004M ElectroLynx® adapter
- 2006M Plug-in Buzzer



Grade 1



SecuriCare
Warranty



Cylindrical
Locksets



Mortise Locks
without
Deadbolt



PoE
Friendly



Fire Rated



Burglary
Rated



ASSA ABLOY

Folger Adam 700 Electric Strike

Certifications

- ANSI/BHMA A156.31, Grade 1
- RoHS Compliant
- UL 10C Fire Rated
- UL 294 Listed
- UL 1034 Burglary-Resistant Listed

Specifications

Electrical

- 290 mA at 12VDC continuous duty
- 150 mA at 24VDC continuous duty
- PoE friendly

Dimensions



712

For use with 1/2" [12.7mm] to 5/8" [15.9mm] throw latchbolts in hollow metal frame applications.
1/2" [12.7mm]
Keeper standard



712-75

For use with 1/2" [12.7mm]*, 5/8" [15.9mm]* or 3/4" [19mm] throw latchbolts in hollow-metal frame applications.
3/4" [19mm]
Keeper standard



732

For use with 1/2" [12.7mm]* to 5/8" [15.9mm]* throw latchbolts in wood frame applications. Features an offset solenoid.
1/2" [12.7mm]
Keeper standard



732-75

For use with 1/2" [12.7mm]*, 5/8" [15.9mm]* or 3/4" [19mm] throw latchbolts in wood frame applications. Features an offset solenoid.
3/4" [19mm]
Keeper standard

*NOTE: When using LBMLCM with a 1/2" [12.7mm] or 5/8" [15.9mm] keeper latchbolt, detection may be dependent on the door gap.

How to Order

SERIES	FAIL SECURE / SAFE	VOLTAGE	FINISH	OPTION (S)
712	- F	- 24D	- 630	- LBMLCM
COMPLETE PACS	(blank) Fail Secure (standard)	12D 12 Volt	605 Bright Brass	(blank) No Monitor
712 1/2" keeper standard; hollow metal frames, for up to a 5/8" throw latchbolt	F Fail Safe	24D 24 Volt	606 Satin Brass	LBMLCM Latchbolt & locking cam monitor
712-75 3/4" keeper standard; hollow metal frames, for up to a 3/4" throw latchbolt without deadbolt			612 Satin Bronze	
732 1/2" keeper standard; wood frames, for up to a 5/8" throw latchbolt			613E Dark Oxidized Satin Bronze Powder	
732-75 3/4" keeper standard; wood frames, for up to a 3/4" throw latchbolt without deadbolt			629 Bright Stainless Steel	
			630 Satin Stainless Steel	

SERIES	FINISH
712	- 630
FACEPLATE ONLY	605 Bright Brass
FP Faceplate	606 Satin Brass
712 1/2" keeper standard; hollow metal frames, for up to a 5/8" throw latchbolt	612 Satin Bronze
712-75 3/4" keeper standard; hollow metal frames, for up to a 3/4" throw latchbolt without deadbolt	613E Dark Oxidized Satin Bronze Powder
732 1/2" keeper standard; wood frames, for up to a 5/8" throw latchbolt	629 Bright Stainless Steel
732-75 3/4" keeper standard; wood frames, for up to a 3/4" throw latchbolt without deadbolt	630 Satin Stainless Steel

NOTE: Electric strike compatibility is determined at time of electric strike product release. ASSA ABLOY is not responsible for incompatibility of products that have changed in design or craftsmanship by their respective manufacturers. When compatibility is a concern, contact Customer Support for application assistance.

Folger Adam 742 Electric Strike

Works with all major mortise and cylindrical locksets with up to 3/4" throw latchbolt



The 3-hour fire rated, industrial grade electric strike designed for extreme heavy duty applications.

The all stainless steel construction of this device makes it ideal for high abuse applications. The Folger Adam 742-75 Series comes standard with a variety of brackets to accommodate all major mortise and cylindrical locks with up to a 3/4" throw latchbolts.* This is the one electric strike to choose when you are uncertain of which lockset you may encounter.

Features

- Tamper resistant, heavy-duty construction
- Constructed entirely of stainless steel for strength and corrosion resistance
- Static strength 1,500 lbs
- Dynamic strength 70 ft-lbs
- Endurance 1,000, 000 cycles
- Horizontally adjustable keeper to allow for door and frame misalignment
- Deadlatch tabs included
- 3/4" keeper depth
- Non-handed
- Fail secure (standard)
- Plug-in connector
- Full keeper shim
- SecuriCare five-year, no-fault, no questions asked warranty (Addition of SMART Pac® III extends the warranty to 10 years)

Options

- Fail Safe
- LBMLCM - Latchbolt & Locking Cam Monitor

Accessories

- **152** Universal Mounting Tabs
- **2001-1** Wire-in Bridge Rectifier
- **150** Strike Latch Guard
- **2005M3** SMART Pac® III
- **2001M** Plug-in Bridge Rectifier
- **2004M** ElectroLynx® adapter
- **2006M** Plug-in Buzzer



Grade 1



SecuriCare
Warranty



Cylindrical
Locksets



Mortise Locks
without
Deadbolt



PoE
Friendly



Fire Rated



Burglary
Rated



ASSA ABLOY

Folger Adam 742 Electric Strike

Certifications

- ANSI/BHMA A156.31, Grade 1
- CAL FIRE, 3776-1654:0501
- UL 10C Fire Rated
- UL 294 Listed
- UL 1034 Burglary-Resistant Listed

Specifications

Electrical

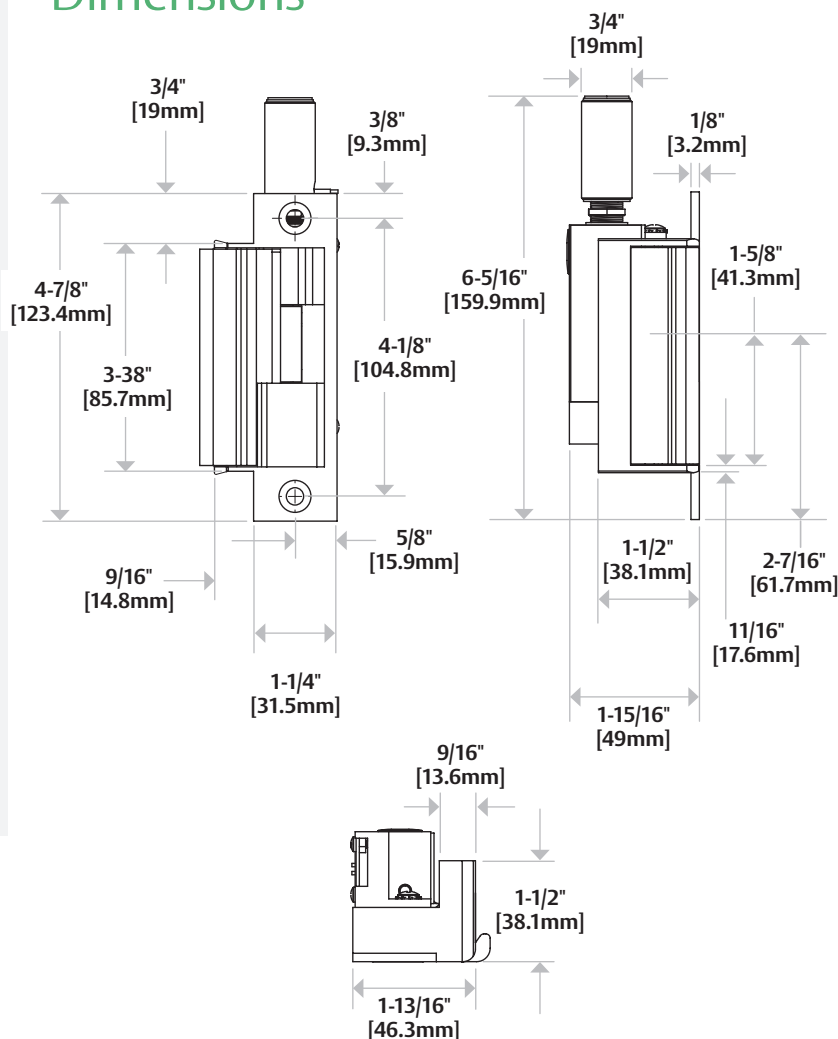
- 290 mA at 12VDC continuous duty
- 150 mA at 24VDC continuous duty
- PoE friendly

742-75

For use with 1/2" [12.7mm]*, 5/8" [15.9mm]* or 3/4" [19mm] throw latchbolts in hollow metal frame applications

* NOTE: When using LBMLCM with a 1/2" [12.7mm] or 5/8" [15.9mm] keeper latchbolt detection may be dependent on the door gap.

Dimensions



How to Order

SERIES	FAIL SECURE / SAFE	VOLTAGE	FINISH	OPTION (S)
742-75	- F	- 12D	- 613E	- LBMLCM
COMPLETE PACS	(blank) Fail Secure (standard)	12D 12 Volt 24D 24 Volt	605 Bright Brass 606 Satin Brass 612 Satin Bronze 613E Dark Oxidized Satin Bronze Powder 629 Bright Stainless Steel 630 Satin Stainless Steel	(blank) No Monitor LBMLCM Latchbolt & locking cam monitor
742-75 Hollow metal frames, for up to a 3/4" throw latchbolt without deadbolt	F Fail Safe			

FAIL SECURE / SAFE	SERIES	FINISH
- F	742-75	- 613E
FACEPLATE ONLY		605 Bright Brass 606 Satin Brass 612 Satin Bronze 613E Dark Oxidized Satin Bronze Powder 629 Bright Stainless Steel 630 Satin Stainless Steel
FP Faceplate	742-75 Hollow metal frames, for up to a 3/4" throw latchbolt without deadbolt	

NOTE: Electric strike compatibility is determined at time of electric strike product release. ASSA ABLOY is not responsible for incompatibility of products that have changed in design or craftsmanship by their respective manufacturers. When compatibility is a concern, contact Customer Support for application assistance.

Accessories

ITEM	ACCESSORY	DESCRIPTION
	HESCU-MTK Metal template kit	<ul style="list-style-type: none"> For installing the 1006, 1500, 1600, 4500, 5000, 5200, 7000 and 7501 electric strikes. 4-7/8" [123.8mm] ANSI jamb preparation only.
	9000-MTK Metal template kit	<ul style="list-style-type: none"> For installing the 9400, 9500, 9600, 9700, and 9800 surface mounted electric strikes. Magnetic backing.
	9000 Series Spacer Plates	<ul style="list-style-type: none"> Designed to accommodate various door gaps by offsetting the strike from the frame. 9000-108 - 1/8" Spacer Plate 9000-116 - 1/16" Spacer Plate Available in 613E, 628E, 630, and BSP finisto match frame and/or 9000 Series Electric Strike finishes
	SMB Surface mounting box	<ul style="list-style-type: none"> Installs on inactive door of pair of doors to accommodate rim-exit devices. To be used with the 7000 (783S and 789S), 9400, 9500, 9600, 9700 and 9800electric strikes series. Available in black finish only.
	150 Strike latch guard	<ul style="list-style-type: none"> Stainless steel. Installed at the edge of the door to cover the lock and electric strike.
	152 Universal mounting tabs	<ul style="list-style-type: none"> Mount inside hollow metal and aluminum jambs.
	157 Torx® screws	<ul style="list-style-type: none"> Two (2) 12-24 UNC x 3/4" [19mm] FH Tamper resistant Pin-in-Torx® screws.

Accessories

ITEM	ACCESSORY	DESCRIPTION
	157D Torx® security bit	<ul style="list-style-type: none"> Tamper resistant Torx® R20 insert bit.
	310-2-3 Astragal strike latch guard	<ul style="list-style-type: none"> Designed to prevent tampering with the latchbolt, and the latchbolt keeper. Prevents one door from being opened before the other.
	2001-1 Wire-in bridge rectifier	<ul style="list-style-type: none"> Converts AC to unfiltered DC. Rated 35 V, 2 Amp. Not recommended for 1006 Electric Strike.
	2001M Plug-in bridge rectifier	<ul style="list-style-type: none"> Converts AC to unfiltered DC. Rated 35 V, 1 Amp. Includes MOV and self-resettable fuse Not recommended for 1006 Electric Strike.
	2004M ElectroLynx® adapter	<ul style="list-style-type: none"> Adapter between existing electric strikes and ElectroLynx® connectors.
	2005M3 SMART Pac® III <i>Addition of Smart Pac to any electric strike extends the 5 year no-fault warranty to a 10 year no-fault warranty.</i>	<ul style="list-style-type: none"> In-line power controller able to receive input voltages from 12- 32V AC or DC. Built-in bridge rectifier. Reduces initial voltage by 25% to extend the life of the electric strike. Includes built-in resettable fuse, MOV, voltage regulation and input voltage level indicating and unit status. For use with 1006, input voltage must be DC.
	2006M Plug-in buzzer	<ul style="list-style-type: none"> Audible operation indicator at 24 VDC, 75db at 11-3/4".
	2007M Plug-in pigtail connectors	<ul style="list-style-type: none"> With 4" wire leads.

Compatibility Chart

HES			SECURITRON	ADAMS RITE	VON DUPRIN	RCI	TRINE	SDC
COMPLETE ONE BOX SOLUTIONS	STANDARD MODELS	FOLGER ADAM MODELS						
1006CS, 1006CLB	1006J	712-75, 732-75			VD3140, 6211 6400	F2164	4100	55
1006CS, 1006CLB	1006K, 1006KD, 1006KM	742-75			6210 6400	F2164	4100	
1006CAS	1006A, 1006AD, 1006AM							
1006CS, 1006CDB	1006N, 1006ND, 1006NM				6210	F2164		
1006CAS	1006T, 1006TD							
1006CS, 1006CDB	1006H, 1006HD, 1006HM					F2164		
1006CS, 1006CDB	1006E							
1006CS	1006Z							
	1006R							
	1006J2	310-2, 310-2 3/4			6215, 6224, 6226			
1006CDB	1006H-2	310-3-1			6216			
4500C		742-75			6210	F2164	4100	
5000C	5000-501			7140, 7440	4200, 5100	L6514		25-4U
5000C	5000-501A			7100, 7400	4200, 5100	L6504		25-4U
	5000-502			7110, 7410	5100	L6508		
	5000-503			7130, 7430		L6507		
	5000-504			7111, 7411				
5200C	5200-501			7170	5100	S6514, 7114, 7314	2012	45-4S
5200C	5200-501A			7160	5100	S6504, 7104, 7304		45-4R
	5200-502				5100	S6508, 7108, 7308	2002	45-7R
	5200-503					S6507, 7107, 7307	2678	145-6R
	5200-504							

Compatibility Chart






HES			SECURITRON	ADAMS RITE	VON DUPRIN	RCI	TRINE	SDC
COMPLETE ONE BOX SOLUTIONS	STANDARD MODELS	FOLGER ADAM MODELS						
7000C	7000-791	712, 732		7400, 7401, 7440				
7000C	7000-792			7410, 7411				
				74R1				
				74A				
				74R2				
7501	7501							
8000C	8000-801, 8000-801A, 8300-801, 8300-801A		UNL					
	8000-801E, 8000-802, 8000-803, 8300-801E, 8300-802, 8300-803		UNL					
	8500-851M, 8500-852K, 8500-852L, 8500-852M		MUNL					
9400	9400	310-4		74R2		0563	4850	
9500	9500				6300	F0162	4800F	
9600	9600			74R1		0162	4800	
		310-20B			6222, 6225			
		310-4			6212, VD3146			
9700	9700	310-45					4801	
		310-4-1, 310-4-2, 310-4-3, 310-4-30						
		310-6-1, 310-6-2, 310-6-3, 301-6-8, 310-6-30						
9800				7800				

NOTE: This chart is offered as a convenience only. Reference should be made to the individual manufacturer's catalogs for complete data as to exact equivalents. There may be some variation in physical size, electrical characteristics and durability between strikes of different manufacturers. HES assumes no liability for differences between items compared. When compatibility is a concern, contact Customer Support at 800-626-7590 for application assistance.

NOTE: The 109 trim adapter may be required for a neater appearance in retrofit applications where the strike lip dimensions exceed 3-3/8" [85.725mm].

NOTE: This chart details the and Folger Adam products that can replace competitors products but not necessarily the reverse.

Lock Cross Reference




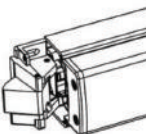
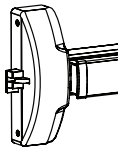
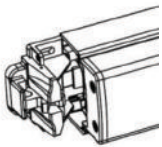
ANSI LOCK	DESCRIPTION	MANUFACTURER	ELECTRIC STRIKES
 	Mortise locksets Mortise lockset without a deadbolt	Arrow, Baldwin, Best, Marks, Omnia, PDQ, Securitron	1006CS, 1600CS, 1006CLB, 1600CLB, 1006KM, 16001LB, 1500C, 4500C, Securitron MUNL
		Corbin Russwin ML2000 and Arrow, Securitron	1006CS, 1600-CS, 1006CLB, 1600-CLB, 1006-KM, 1600-1LB, 1500C, 4500C, 8500-852K, Folger Adam 742-75, Securitron MUNL
		Sargent 7700 and 8100, Schlage L9000, Securitron	1006CS, 1600-CS, 1006CLB, 1600-CLB, 1006-KD, 1600-1LB, 1500C, 4500C, 8500-851M, (Sargent 8100 only), 8500-852L, Folger Adam 742-75, Securitron MUNL
		Sargent 7900, 8200, and 9200, Securitron	1006CS, 1600-CS, 1006CLB, 1600-CLB, 1006-KM, 1600-1LB, 1500C, 4500C, 8500-851M, 8500-852L, Folger Adam 742-75, Securitron MUNL (requires STK-1 tab kit)
		Accurate, Falcon, Kaba Ilco/Unican, ASSA ABLOY ACCENTRA™** 8700 (manufactured after 2005), ASSA ABLOY ACCENTRA™** 8800, Securitron	1006CS, 1600-CS, 1006CLB, 1600-CLB, 1006-KD, 1600-1LB, 1500C, 4500C, 8500-852M, Securitron MUNL
  	Mortise locksets Mortise lockset with a 1" [25.4mm] deadbolt	Accurate, Almet, Arrow, Baldwin, Best, Marks, Corbin Russwin, Falcon, Omnia, PDQ, Schlage, Securitron	1006CS*, 1600-CS*, 1006CDB*, 1600-CDB* 1006-HD*, 1006-ND*, 1006CAS
		Sargent, ASSA ABLOY ACCENTRA™**, Securitron	1006CS*, 1600-CS*, 1006CDB*, 1600-CDB* 1006-HD*, 1006-ND*, 1006CAS

*Not intended for continuous recapture of a 1" [25.4mm] deadbolt - use 1006CAS

**Formerly Yale Commercial

NOTE: This chart is offered as a resource only. Electric strike compatibility is determined at time of electric strike product release. HES is not responsible for incompatibility of products that have changed in design or craftsmanship by their respective manufacturers. When compatibility is a concern, contact Customer Support at 800-626-7590 for application assistance.


Lock Cross Reference

ANSI LOCK	DESCRIPTION	MANUFACTURER	ELECTRIC STRIKES
	Cylindrical lockset Latchbolt for aluminum stile doors	All manufacturers	5000C, 5200C, 1500C, 7000C, 1006-J, 1600-1LB, Securitron UNL
	Cylindrical lockset Cylindrical lockset up to 5/8" [15.875mm] throw	All manufacturers	1006CS, 1600-CS, 1006CLB, 1600-CLB, 1006-J, 1600-1LB, 1500C, 4500C, 5000C, 7000C, 8000C, 8300C, Folger Adam 712, 310-2, Securitron UNL, Vista V3 (now Alarm Controls AES300)
	Cylindrical lockset Cylindrical lockset up to 3/4" [19mm] throw	All manufacturers	1006CS, 1600-CS, 1006CLB, 1600-CLB, 1006-J, 1600-1LB, 1500C, 4500C, 5200C, 7501, Folger Adam 310-75, 712-75
	Rim mounted Pullman rim mounted exit device up to 1/2" [12.7mm] throw	All manufacturers	9400, 7000-789S
	Rim mounted Pullman rim mounted exit device up to 3/4" [19mm] throw	All manufacturers	9500, 9600, 7000-783S, 7000-786S, Folger Adam 310-4
	Rim mounted Squarebolt® style rim mounted exit devices	Corbin Russwin (SecureBolt®), ASSA ABLOY ACCENTRA™** (SquareBolt®)	9700, Folger Adam 310-4S
	Rim mounted Adams Rite Starwheel and Interlocking Rim Exit Devices	Adams Rite®	9800

- And Folger Adam electric strikes are designed to be installed in accordance with the ANSI/BHMA A156.31 4-7/8" [123.8mm] jam preparation. ** Formerly Yale Commercial
- When accommodating a cylindrical lock, the electric strike is to be installed centerline to centerline.
- When accommodating a mortise lock, the centerline of the electric strike is to be installed 3/8" [9.525mm] above the centerline of the mortise lock, except as noted for individual strikes. Folger Adam 712 Series and 310 Series will need special alignment with used with a mortise lock.
- Electric strikes are all non-handed and designed for installation in hollow metal, concrete filled metal, aluminum and wood jambs.
- Folger Adam electric strikes are all non-handed and designed for installation in hollow metal, aluminum and wood jambs.

610 Series Cabinet Lock

Electromechanical Cabinet Lock



The compact and cost effective cabinet locking solution

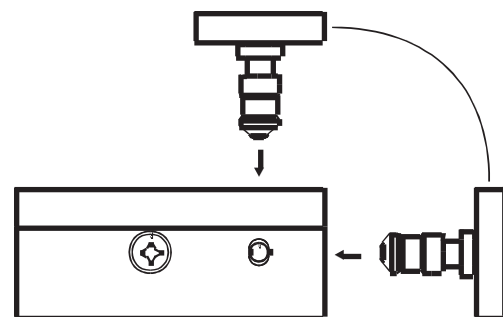
The HES 610 Cabinet Lock can be triggered by a simple relay as part of an access control system or with a stand-alone keypad. The HES 610 is available with or without locked state monitoring and has over 200 lbs of holding force.

Features

- Fail safe / fail secure (field selectable)
- Compact design fits most drawers and cabinets
- Versatile installation either at the side or front of cabinets
- SecuriCare three-year, no-fault, no questions asked warranty

Options

- LM Locked state monitoring



Locking Element

Rosette



SecuriCare
Warranty



Swinging
Door



Drawers



Field Selectable
(Fail secure
/Fail safe)



Dual Voltage
12/24



PoE
Friendly



ASSA ABLOY

610 Series Cabinet Lock

Specifications

Electrical

- Dual Voltage 12/24 VAC/VDC field selectable
- Monitored contact rating 25 V / 1 A
- 260 mA at 12 VDC or 130mA at 24 VDC
- 140 mA at 12 VAC or 70 mA at 24 VAC

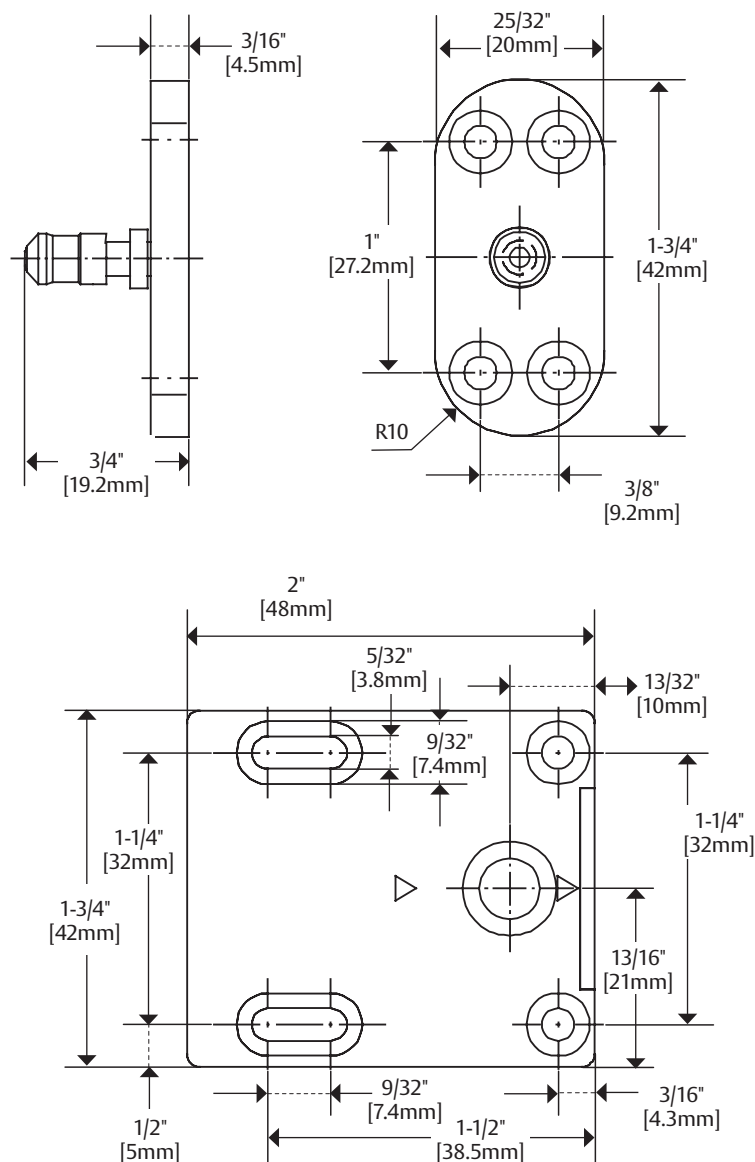
Holding Force

- Static Strength 200 lbs

Environmental

- Operational Temperature 14° to 104° F [-10° to 40° C]
- IP20 Rated
- Indoor Use

Dimensions



How to Order

SERIES	OPTION (S)
610	– LM
610 Cabinet Lock	(blank) No Monitoring LM Locked state monitoring

660 Series Cabinet Lock

Electromechanical Cabinet Lock



The strongest surface mounted, multi-purpose locking solution

The HES 660 Cabinet Lock is available with or without locked state monitoring and a preload release function allowing for smooth functional operation under a variety of environmental conditions. Strong, convenient and flexible, it is ideal for corporate and government applications including lockers, cabinets and display cases.

Features

- All metal construction
- Adjustable mounting brackets with final lockdown feature
- 6 foot cable lead
- Available in either 12 or 24 VDC
- SecuriCare three-year, no-fault, no questions asked warranty

Options

- Pre-load (up to 15 lbs)
- LBSM - "Locked State" Monitoring
- LBSM Preload - Locked state monitoring with preload

Accessories

- **KO** Key Override



SecuriCare
Warranty



Swinging
Door



Drawers



PoE
Friendly



Preload



ASSA ABLOY

660 Series Cabinet Lock

Certifications

- RoHS Compliant

Specifications

Electrical

- Available in either 12 or 24 VDC
- 12 - 24 VDC +/- 10%
- 240 mA at 12VDC continuous duty
- 120 mA at 24VDC continuous duty
- 700 mA at 12VDC (pre-load option)
- 350 mA at 24VDC (pre-load option)

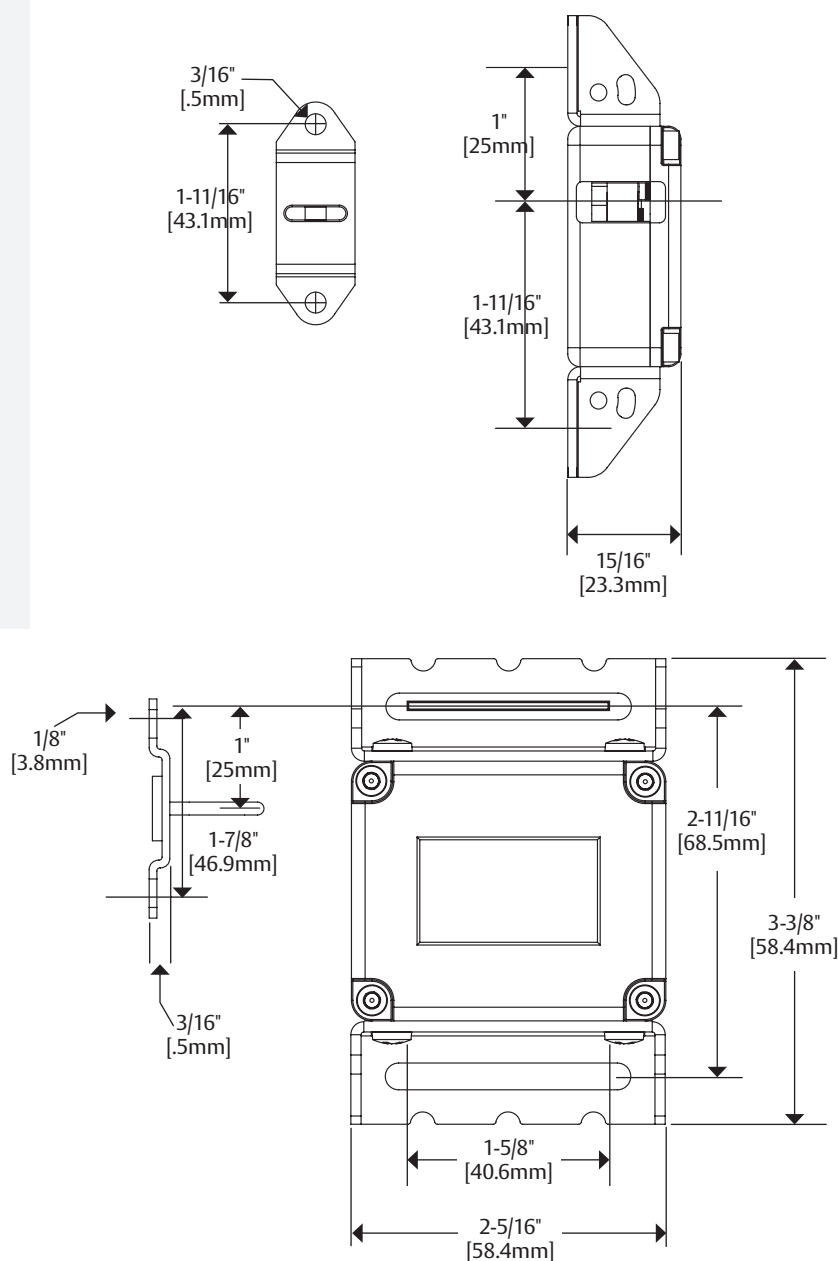
Holding Force

- Static Strength 1,000 lbs
- Dynamic strength over 100 ft-lbs

Environmental

- Indoor use

Dimensions



How to Order

SERIES	VOLTAGE	OPTION (S)
660	- 12V	- LBSM - Preload
660 Cabinet Lock	12V 12 Volt	(blank) No preload, no monitoring
	24V 24 Volt	Preload Up to 15 lbs
		LBSM Locked state monitoring
		LBSM-20PK Locked state monitoring 20 Pack
		LBSM-Preload Locked state monitoring with preload

KP20 Series Cabinet Lock

*Stand-Alone Electronic Access
Control Keypad Cabinet Lock*



The cost effective solution for stand-alone keypad access control to secure drawers or doors.

The battery operated Cabinet Lock is the flexible, low cost cabinet locking solution for low to medium security applications with 75 lbs of holding force.

Features

- Stand-alone access control
- Public (one-time) or private (continuous) mode configuration options
- 12 button keypad
- LEDs indicate valid/invalid access
- Supports one master code; 4-12 digits
- Supports one user code; 4-12 digits
- Aluminium die-cast construction
- Non-handed
- Installs on wood or metal cabinet drawers or doors 1.5 to 22.2 mm thick
- Micro USB for emergency override upon loss of power
- SecuriCare three-year, no-fault, no questions asked warranty

Options

- Supports 3rd party locking cams (i.e. hook)



SecuriCare
Warranty



Swinging
Door



Drawers



Battery
Backup



ASSA ABLOY

KP20 Series Cabinet Lock

Certifications

- RoHS Compliant

Specifications

Electrical

- 30,000 cycles
- 3 x AAA alkaline batteries (sold separately)
- External emergency power through micro USB

Holding Force

- Static strength 75 lbs

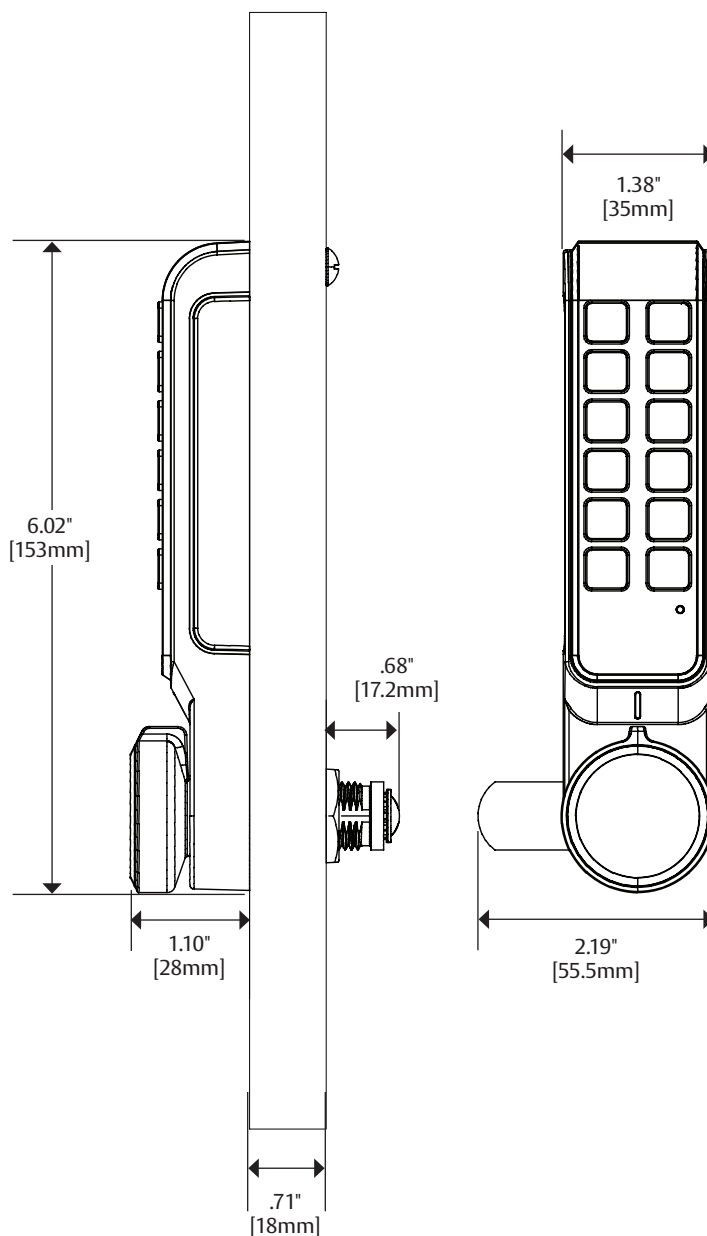
Environmental

- Operating Temperature: 32° to 122°F [0° to 50°C]
- Humidity: 0 to 90% RH
- Indoor use

Keypad Technology

- 12-Button Keypad
- One master code (4 – 12 digit)
- One user code (4 – 12 digit)

Dimensions



KS200

Server Cabinet Lock

Integrated Wired Electronic Access Control Swing Handle Server Cabinet Locks



Designed to integrate seamlessly with existing access control systems and protect critical assets from intrusion and expensive downtime.

The HES KS200 Server Cabinet Locks is designed for use with standard 150 x 25 mm cutouts. It comes standard with lock monitoring and utilizes an SFIC (Small Format Interchangeable Core) mechanical key override. An additional optional extended DPS monitoring sensor can be connected to ensure that the cabinet is closed, locked and secure.

The hard powered KS200 features HID multiCLASS SE® contactless card technology.

Features

- Hard Wired Wiegand communication
- Integrated HID mobile access enabled multiCLASS SE RFID card reader with NFC mobile access enabled
- Integrated Locked State and (Optional) Door Status Monitoring
- Auxiliary lock output (optional)
- Cam Activated
- Non-handed
- Mechanical 6 or 7-pin SFIC Key Override (Includes compatibility with MEDECO XT Intelligent Keys)
- Black finish
- SecuriCare three-year, no-fault, no questions asked warranty

Accessories

- **KS-DPS** KS Series Door Position Switch
- **CBL12-QC12** CBL12-QC12 Lock side system interface cable: 12 foot, 12 conductor and Molex one end, pinned one end (used for normal operation)
- **CBL6-QC12** Lock side interface cable: 6 foot, 12 conductor and Molex both ends (used for normal operation)
- **CBL6-QC4** Lock side interface cable: 6 foot, 4 conductor and Molex both ends (used with 4-wire integration)
- **CBL12-QC4** System side interface cable: 12 foot, 4 conductor and Molex both ends (used with 4-wire integration)
- **KS-CAM38** KS Series 38mm-1 Locking Cam
- **KS-CAM45** KS Series 45mm-5 Locking Cam
- **SFIC** KS Series Key Override
- **SFIC-BC** KS Series Blank Key Override
- **HSA-OSDP-DB** KS210 OSDP Distribution Box

PART NO.	CAM	CAM LENGTH	CAM DEPTH
Included	38mm — 4 (standard)	1-1/2" [38 mm]	1" [25.4 mm]
KS-CAM38	38mm — 1 (optional)	1-1/2" [38 mm]	1-1/10" [28 mm]
KS-CAM45	45mm — 5 (optional)	1-3/4" [45 mm]	7/10" [18 mm]

KS200 Server Cabinet Lock

Certifications

- CE RED Certified
- FCC Part 15 Compliant
- IC Compliant
- RoHS Compliant
- WPC- Indian Certification

Specifications

Electrical

- Dual voltage 12/24 VDC
- 130 mA at 12 or 24 VDC (peak)

Holding Force

- Static strength 350 lbs

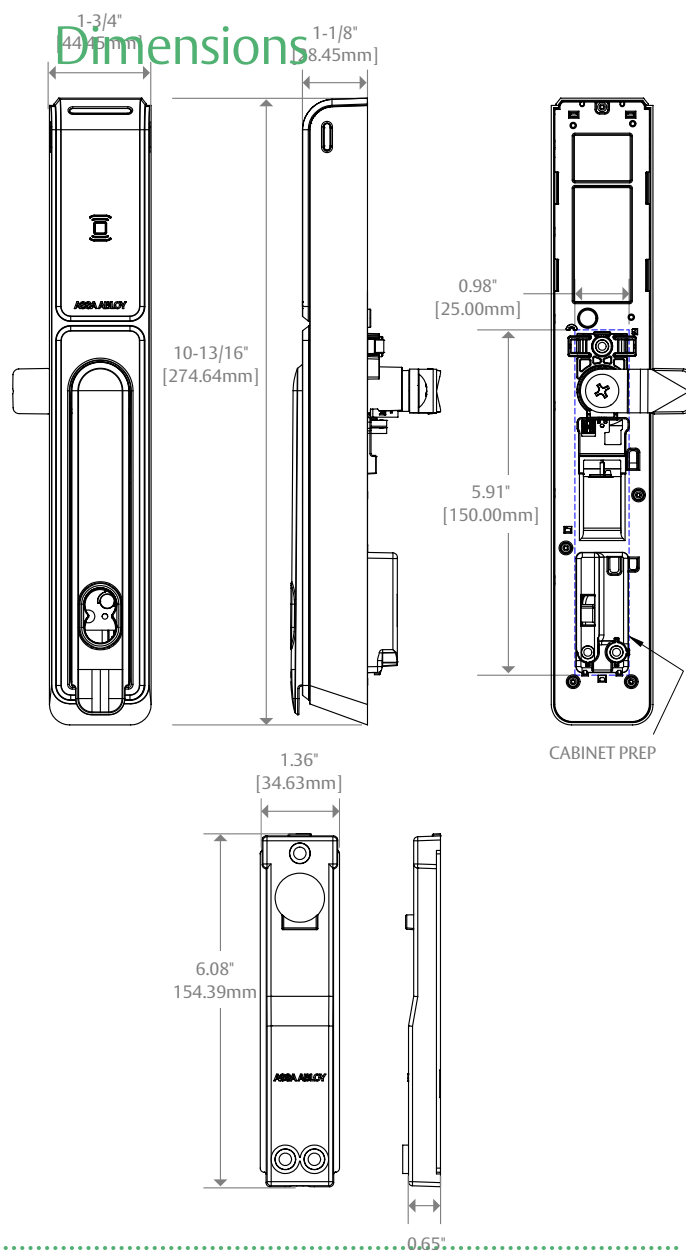
Environmental

- Operating Temperature: 32° to 122°F [0° to 50°C]
- Indoor Use Only

Card Technology


- Supports 13.56 MHz & 125 kHz credentials
- High Frequency (13.56 MHz)
 - » HID iCLASS®
 - » HID iCLASS SE® (SIO®-enabled)
 - » HID iCLASS® Seos®
 - » ISO 14443b UID
 - » MIFARE Classic™
 - » MIFARE DESfire™ EV1
 - » MIFARE DESfire™ SE

- » FeliCa™ (IDm)*
- » 40-bit PIV-I
- » 64-bit PIV-I
- » 75-bit PIV-I
- » 128-bit PIV-I
- » 200-bit PIV-I
- Low Frequency (125 kHz)
 - » HID® Prox
 - » EM4102
 - » AWID Prox
- NFC Mobile Access Enabled



Server Cabinet

Door



NOTE: All wiring is located on the inside of the door and server cabinet

KS200-S Server Cabinet Lock

6-foot Lock-Side Harness (P/N CBL6-QC12)

12-foot System-Side Door Harness (P/N CBL12-QC12) to EAC Panel Connection

KS200 Series Cabinet Lock

How to Order

SERIES	COMMUNICATION	MODEL	CARD TECHNOLOGY			COLOR	KEYING OPTIONS
KS	200	-S	-IPS			-B	K1
Server Cabinet Lock	200 Wiegand	640 Obsolete	STANDARD	IPS	HID multiCLASS SE	B Black	_ No SFIC or Blank Plastic Core (Standard)
		S Swing Handle 150x25 mm Cam Activated			HID Prox®, Kantech ioProx, HID iCLASS®, HID iCLASS SE® (SIO-enabled), HID iCLASS® Seos™, HID MIFARE® SE, HID DESFire® EV1 SE, MIFARE Classic, MIFARE DESFire EV1, NFC-enabled mobile phones		BC SFIC blank (Black plastic core)
			ICLASS ELITE (Restricted)*	IPEXXXXX	HID iCLASS Elite		K1 MEDECO X4 SFIC Cylinder (DGV Commercial Keyway, Keyed Alike) with 2 Keys (1 Control & 1 User)
			PIV-I	IPV040	RFID Only (HID iCLASS SE) PIV-I / 40 Bit FASC-N		
				IPV064	RFID Only (HID iCLASS SE) PIV-I / 64 Bit FASC-N		
				IPV075	RFID Only (HID iCLASS SE) PIV-I / 75 Bit FASC-N		
				IPV128	RFID Only (HID iCLASS SE) PIV-I / 128 Bit FASC-N		
				IPV200	RFID Only (HID iCLASS SE) PIV-I / 200 Bit FASC-N		

*HID Authorization form will need to be filled out and signed by the end user who has authority of the ELITE KEY.

KS210

Server Cabinet Lock

OSDP Access Control Swing Handle Server Cabinet Locks



Designed to integrate seamlessly with existing access control systems using OSDP to protect critical assets.

Designed for use with standard 150 x 25 mm cutouts, the KS210 Server Cabinet Locks come standard with lock monitoring and utilizes an SFIC (Small Format Interchangeable Core) mechanical key override. An additional optional extended DPS monitoring sensor can be connected to ensure that the cabinet is closed, locked and secure.

The KS210 utilizes Open Supervised Device Protocol (OSDP) to achieve end to end encryption for high security applications.

The KS210 features HID multiCLASS SE® contactless card technology with NFC and BLE.



SecuriCare
Warranty



Swinging
Door



Dual Voltage
12/24

Features

- RS-485 OSDP communication
- 2 standard configurations
- 8 - Wire operation
- 4 - Wire operation (OEM dependent)
- Integrated HID mobile access enabled multiCLASS SE RFID card reader with Bluetooth
- Integrated Locked State and (Optional) Door Status Monitoring
- Multi-drop functionality with Software House C-CURE and Genetec
- Cam Activated
- Non-handed
- Mechanical 6 or 7-pin SFIC Key Override (Includes compatibility with MEDECO XT Intelligent Keys)
- Black finish
- SecuriCare three-year, no-fault, no questions asked warranty

Accessories

- **KS-DPS** KS Series Door Position Switch
- **CBL12-QC12** CBL12-QC12 Lock side system interface cable: 12 foot, 12 conductor and Molex one end, pinned one end (used for normal operation)

- **CBL6-QC12** Lock side interface cable: 6 foot, 12 conductor and Molex both ends (used for normal operation)
- **CBL6-QC4** Lock side interface cable: 6 foot, 4 conductor and Molex both ends (used with 4-wire integration)
- **CBL12-QC4** System side interface cable: 12 foot, 4 conductor and Molex both ends (used with 4-wire integration)
- **KS-CAM38** KS Series 38mm-1 Locking Cam
- **KS-CAM45** KS Series 45mm-5 Locking Cam
- **SFIC** KS Series Key Override
- **SFIC-BC** KS Series Blank Key Override
- **HSA-OSDP-DB** KS210 OSDP Distribution Box

Certifications

- CE RED Certified
- FCC Part 15 Compliant
- IC Compliant
- RoHS Compliant
- WPC- Indian Certification

KS210 Server Cabinet Lock

Specifications

Electrical

- Dual voltage 12/24 VDC
- 130 mA at 12 or 24 VDC (peak)

Holding Force

- Static strength 350 lbs

Environmental

- Operating Temperature: 32° to 122°F [0° to 50°C]
- Indoor Use Only

Configuration

- To be used with HID Reader Manager - Android phones ONLY

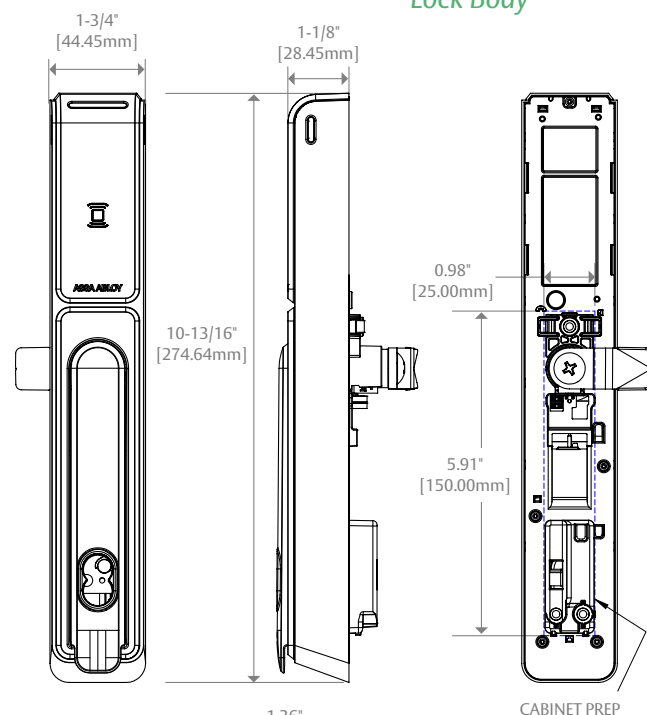
Card Technology

- Supports 13.56 MHz & 125 kHz credentials
- High Frequency (13.56 MHz)
 - » HID iCLASS®
 - » HID iCLASS SE® (SIO®-enabled)
 - » HID iCLASS® Seos®
- ISO 14443b UID
- MIFARE Classic™
- MIFARE DESfire™ EV1
- MIFARE DESfire™ SE
- FeliCa™ (IDm)*
- 40-bit PIV-I

- » 64-bit PIV-I
- » 75-bit PIV-I
- » 128-bit PIV-I
- » 200-bit PIV-I
- Low Frequency (125 kHz)
 - » HID® Prox
 - » EM4102
 - » AWID Prox
- HID BLE* & NFC Mobile Access Enabled

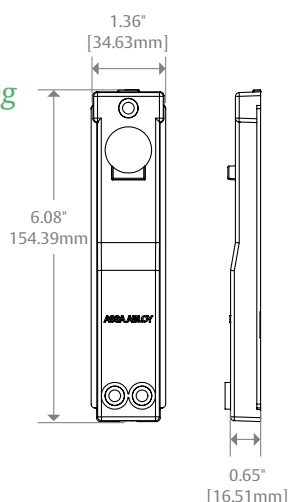
Dimensions

Lock Body



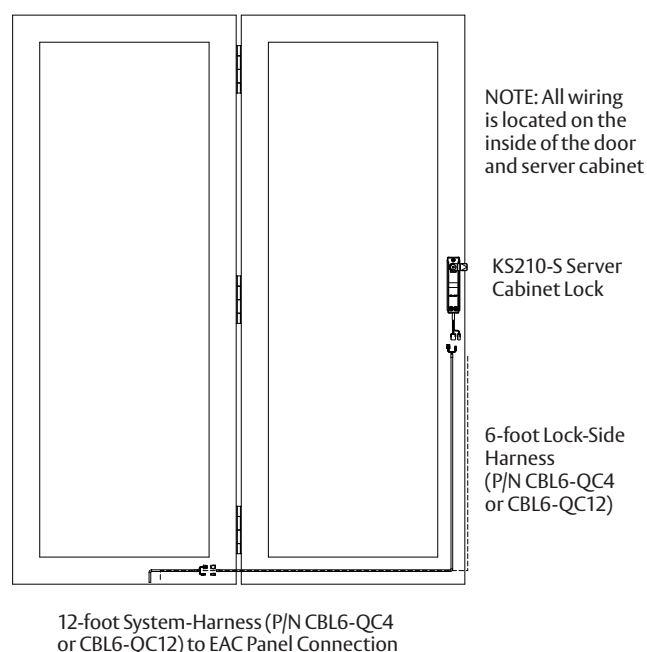
PART NO.	CAM	CAM LENGTH	CAM DEPTH
Included	38mm — 4 (standard)	1-1/2" [38 mm]	1" [25.4 mm]
KS-CAM38	38mm — 1 (optional)	1-1/2" [38 mm]	1-1/10" [28 mm]
KS-CAM45	45mm — 5 (optional)	1-3/4" [45 mm]	7/10" [18 mm]

Mounting Bracket



Server Cabinet

Door



KS210 Series Cabinet Lock

How to Order

SERIES	COMMUNICATION	MODEL	CARD TECHNOLOGY			COLOR	KEYING OPTIONS
KS	210	-S	-IPS			-B	K1
Server Cabinet Lock	210 RS-485 OSDP	640 Obsolete	BLE/NFC STANDARD	BIPSXXXXX	HID multiCLASS SE	B Black	No SFIC or Blank Plastic Core (Standard)
		S Swing Handle 150x25 mm Cam Activated			HID Prox®, Kantech ioProx, HID iCLASS®, HID iCLASS SE® (SIO-enabled), HID iCLASS® Seos™, HID MIFARE® SE, HID DESFire® EV1 SE, MIFARE Classic, MIFARE DESFire EV1, NFC-enabled mobile phones, Bluetooth Smart-enabled mobile phones (HID Mobile Keys (MOBXXXXX))*		BC SFIC blank (Black plastic core)
			ICLASS ELITE (Restricted)*	IPEXXXXX	HID iCLASS Elite		K1 MEDECO X4 SFIC Cylinder (DGV Commercial Keyway, Keyed Alike) with 2 Keys (1 Control & 1 User)
			PIV-I	IPV040	RFID Only (HID iCLASS SE) PIV-I / 40 Bit FASC-N		
				IPV064	RFID Only (HID iCLASS SE) PIV-I / 64 Bit FASC-N		
				IPV075	RFID Only (HID iCLASS SE) PIV-I / 75 Bit FASC-N		
				IPV128	RFID Only (HID iCLASS SE) PIV-I / 128 Bit FASC-N		
				IPV200	RFID Only (HID iCLASS SE) PIV-I / 200 Bit FASC-N		

*HID Authorization form will need to be filled out and signed by the end user who has authority of the ELITE KEY

KS-M Series Mechanical Server Cabinet Lock

Cam activated swing handle



Designed for use
with standard 150
x 25 mm cutouts.

The HES KS-M installs easily on most cam-activated server cabinet doors equipped with a standard 150 x 25 mm lock prep and provides support for a 6 or 7-pin SFIC (Small Format Interchangeable Core) mechanical key override.

Features

- Cam Activated
- Non-handed
- Mechanical 6 or 7-pin SFIC Key Override (sold separately)
- Compatible with MEDECO XT Intelligent Keys
- Black Finish
- SecuriCare three-year, no-fault, no questions asked warranty

Specifications

Holding Force

- Static Strength 350 lbs

Environmental

- Operating Temperature
- -13° to 131°F [-25° to 55°C]
Indoor Use Only



SecuriCare
Warranty



Swinging
Door

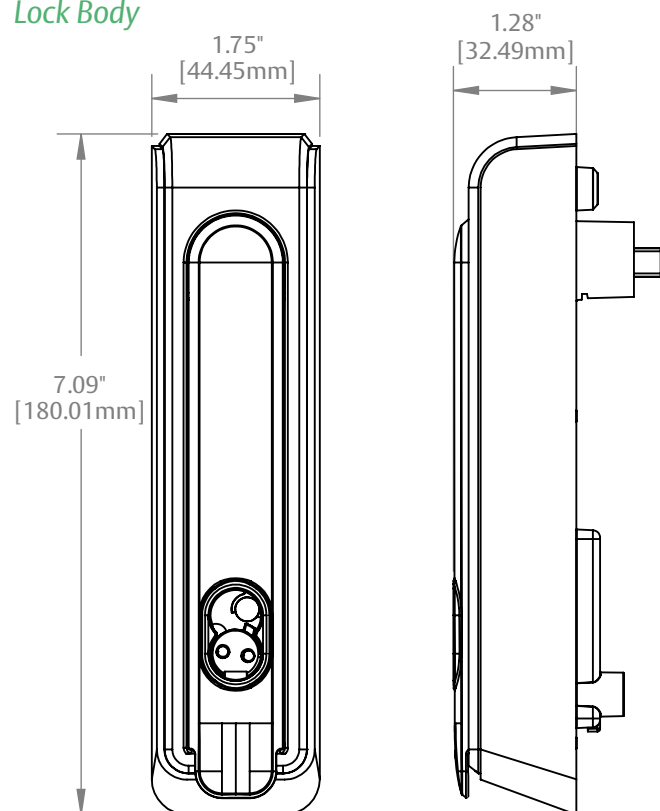


ASSA ABLOY

KS-M Series Mechanical Server Cabinet Lock

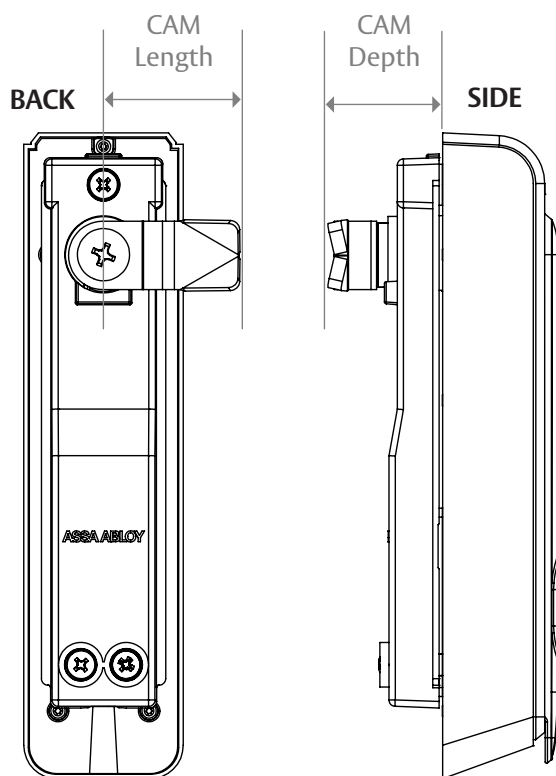
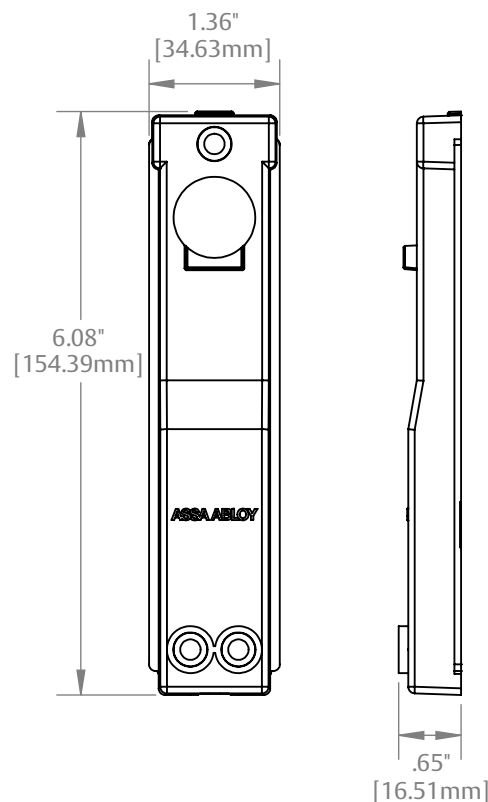
Dimensions

Lock Body



Dimensions

Mounting Bracket



PART NO.	CAM	CAM LENGTH	CAM DEPTH
Included	38mm – 4 (standard)	1-1/2" [38mm]	1" [25.4mm]
KS-CAM38	38mm – 5 (optional)	1-1/2" [38mm]	1-1/10" [28mm]
KS-CAM45	45mm – 1 (optional)	1-3/4" [45mm]	7/10" [18mm]

- NOTE: Please reference the "KS Rack Compatibility Matrix" for the most up to date list of compatible server cabinets.















How to Order

SERIES	MODEL	COLOR	KEY OVERRIDE
KS	– M	– B	– K1
KS	-M Mechanical	B Black	_(blank) No SFIC or Blank Plastic Core (standard)
			K1 SFIC Medeco X4 Cylinder & 2 Keys (1 control & 1 user)



Resources

Icon Glossary

ICON	DESCRIPTIONS	
 Grade 1	Grade 1	Electric Strikes — 1500 lbs or greater static holding force, 70 ft lbs of dynamic holding force, and withstands 500,000 cycles of operation
 Grade 2	Grade 2	Electric Strikes — 1000 lbs or greater static holding force, 50 ft lbs of dynamic holding force, and withstands 300,000 cycles of operation
 Grade 3	Grade 3	Electric Strikes — 500 lbs or greater static holding force, 33 ft lbs of dynamic holding force, and withstands 100,000 cycles of operation
 SecuriCare Warranty	SecuriCare Warranty (10)	HES's exclusive SecuriCare ten-year, no-fault, no questions asked warranty
 SecuriCare Warranty	SecuriCare Warranty (5)	HES's exclusive SecuriCare five-year, no-fault, no questions asked warranty
 SecuriCare Warranty	SecuriCare Warranty (3)	HES's exclusive SecuriCare three-year, no-fault, no questions asked warranty
 Mortise Locks with Deadbolt	Mortise Locks with Deadbolts	A lock case that fits into a prepared rectangular shaped recess in the edge of a door. Deadbolts are bolts having no spring action, but are operated by a thumb turn or key.
 Mortise Locks without Deadbolt	Mortise Locks without Deadbolt	A lock case that fits into a prepared rectangular shaped recess in the edge of a door. Latchbolts are a spring actuated bolt, with a beveled surface, which, when aligned with the strike plate, engages it automatically.
 Cylindrical Locksets	Cylindrical Lockset	A lock for a door prepared with one or more cross-bores and one or more edge-bores
 Rim Exit Devices	Rim Exit Devices	A latch mechanism that releases by depressing a cross bar or panel extending across the width of the door sometimes called a panic bar, panic exit hardware or fire exit bolt
 Specialty Locksets	Specialty Locksets	Includes specialty locksets including but not limited to cylindrical deadbolt, hook bolt, unit lock, weiser bolt, and narrow style aluminum lock
 Swinging Door	Swinging Door	For use on swinging doors or cabinets
 Sliding Door	Sliding Door	For use on sliding doors or cabinets
 Roll-Up Door	Roll-Up Door	For use on roll-up doors or cabinets
 Drawers	Drawers	For use on cabinet drawers

ICON	DESCRIPTIONS	
 Field Selectable (Fail Secure/ Fail Safe)	Field Selectable Fail Secure/Fail Safe	Product able to be configured in the field to operate in fail safe (power to lock) or fail secure (power to unlock)
 Dual Voltage 12/24	Dual Voltage	Product able to be configured in the field to operate on either 12 or 24 volts or provide 12 or 24 volts
 Auto Sensing Dual Voltage 12/24	Auto Sensing Dual Voltage	Product automatically configures to operate on either 12 or 24 volts
 PoE Friendly	PoE Friendly	An electronic locking device with a standby current draw of less than 300 mA at 12 VDC, which ensures compatibility with most PoE enabled door controllers with sufficient capacity to allow for other access control peripherals to be powered around the door
 Battery Backup	Battery Backup	Supports the addition of batteries to provide backup power in case of a primary source power outage
 Fire Rated	Fire-Rated	Products with a Fire Rating have been evaluated and listed to UL10B, "Fire Test of Door Assemblies" and UL10C, "Positive Pressure Fire Tests with Door Assemblies". The hourly rating qualification is also noted
 Windstorm Resistant	Windstorm Resistant	Windstorm resistant products are certified to meet the performance requirements of windstorm-rated assemblies on exterior swinging door applications (Products are designed and tested to perform in sustained winds up to 150 miles per hour)
 Preload	Preload Capable	Preload capable products are capable of opening under load as defined applicable ANSI/BHMA standards
 Outdoor Rated	Outdoor Rated	Product has been tested and shown to comply to UL1034, including the "Outdoor Equipment Use" section
 Burglary Rated	Burglary Rated	Product has been tested and shown to comply to UL1034
 UL CERTIFIED	UL Listed	UL Listed means that UL has tested representative samples of the product and determined that it meets UL's requirements. The requirements are based primarily on UL's published and nationally recognized Standards for Safety
 CE	CE Listed	CE listed is a conformity marking for certain products sold within the European Economic Area (EEA)
 UL CERTIFIED ENVIRONMENTAL PRODUCT DECLARATION UL.COM/EPD	Environmental Product Declaration	A UL-certified Environmental Product Declaration (EPD) is a thorough, internationally harmonized report produced by a manufacturer documenting the ways a product, throughout its lifecycle, impacts the environment

HES Terms & Conditions

PRICES: All prices are subject to change without notice. Prices listed on the HES website will serve as the most current list price. All shipments will be made at prices in effect at the time of order. The customer shall be responsible for payment of all applicable sales and/or use taxes and freight costs.

MINIMUM ORDER: Minimum product charge per invoice is \$150.00 USD.

PAYMENT TERMS: Net thirty (30) days from date of invoice. Interest at the rate of up to 1-1/2% per month may be charged on all past due accounts. An order received on an account which has not been paid within 45 days of the date of invoice may not be processed until the account is current. Custom orders may require a deposit.

DELIVERY TERMS: All prices are Ex-works factory. Purchaser assumes the risk of loss or damage to the goods while in transit from the point of shipment. HES reserves the right to make delivery in installments. Installments shall be separately invoiced and paid for when due. Delay in delivery of an installment shall not relieve the purchaser of its obligation to accept remaining deliveries.

FREIGHT POLICY: All Purchase Orders received with a minimum net value of \$3,500 will qualify automatically for free standard freight within the continental United States. This minimum amount applies per Purchase Order to qualify and does not include free expedited freight. Qualified orders may ship partial or ship complete at your preference. Qualified orders that ship partial will not incur freight charges. All shipments that do not qualify for free freight will be charged for freight based upon our terms in effect at the time of shipment. Customers may provide their own carrier account number for expedited freight methods or for any Purchase Order to be used to cover freight costs. Minimum amounts are subject to change without notice.

SHORTAGE: Any claim for shortages must be made to HES in writing within one (1) week of receipt of merchandise.

WARRANTY RETURNS: A Customer Care Form (CCF) for defective product must be obtained from HES before any merchandise can be returned. CCF's are valid for sixty (60) days from date of issuance. Goods returned under the terms of MagnaCare® and SecuriCare® Warranties may require a copy of the original invoice.

RETURNS: A Customer Care Form (CCF) must be obtained from HES before any merchandise can be returned. CCF's are valid for sixty (60) days from date of issuance. Items that are not factory sealed, or that are returned later than 90 days from the date of receipt are subject to a restocking charge plus an additional charge for any damage.

CANCELLATIONS: Any order may be subject to a 5% cancellation charge for catalog items. Cancellation of non-catalog or custom items will be subject to a 20% cancellation charge plus all costs (both direct and indirect) incurred by manufacturing at the point of cancellation that are properly allocated to the cancelled item(s).

LIMITATION OF LIABILITY: Neither party will be liable to the other for any delay or failure in performance arising directly out of war, sabotage, insurrection, riot, and any other act of civil disobedience, act of public enemy, fire, explosion, flood, storm, or other act of God or nature, or similar cause beyond its reasonable control, including shortage or unavailability of labor or materials. If, notwithstanding the foregoing limitations, HES has any liability to the purchaser, the purchaser agrees that the total liability to the purchaser for all losses, damages, and causes of action, whether in contract, equity, tort (including without limitation, negligence and gross negligence), or otherwise, will not exceed the amount the purchaser paid to HES for the products (including, without limitation, incidental or consequential damages, damages for lost profits or business interruption, and punitive damages).

NO THIRD PARTY LIABILITY If the purchaser uses the HES Products on behalf of others or provides to others any products referenced herein, the HES Parties shall have no liability to such persons whatsoever, and the purchaser agree to defend and indemnify the HES Parties from any and all claims and demands asserted against them, and from any legal fees, costs and other expenses that the HES Parties incur therewith.

EXPORT CONTROL AND SANCTIONS: The Customer represents and warrants to HES that it will always act in compliance with Economic Sanctions and Export Control Laws, and that:

a. neither the Customer, its affiliates, or any of their respective directors, officers, employees nor, so far as the Customer is aware, any agents or other persons acting on behalf of any of the foregoing:

- I. is, or has been, a Listed Person;
- II. has engaged in any business dealings or activities that would reasonably be expected to result in it becoming a Listed Person;
- III. directly or indirectly, has conducted or is conducting any business dealings or activities with or for the benefit of, or is otherwise involved in any business with a Listed Person, or otherwise acting in violation of Economic Sanctions and Export Control Laws;
- IV. has engaged or is engaging in any transaction that circumvents, evades or avoids, or has the purpose or effect of circumvention, evading or avoiding, or attempts to violate, any Economic Sanctions and Export Control Laws; or
- V. is, or has been, in violation of, or subject to, any investigation or enquiry by, or on behalf of, any governmental or other regulatory body relating to Economic Sanctions and Export Control Laws.

b. the Customer shall act in compliance with Economic Sanctions and Export Control Laws, and shall not sell nor re-export the Product without all requisite licenses and approvals under Economic Sanctions and Export Control Laws;

c. the Customer shall not sell, export or re-export, the Product, directly or indirectly, to the Russian Federation or Belarus or for use in the Russian Federation or Belarus (whether or not permitted under Economic Sanctions and Export Control Laws applicable to the Customer);

d. the Customer shall undertake its best efforts to ensure that the purpose of this Clause is not frustrated by any third parties further down the commercial chain, including by possible resellers;

e. the Customer agrees to (i) cascade the contractual obligations set forth in this Clause. in contracts with third parties, including possible resellers, further down the commercial chain.; and (ii) set up and maintain an adequate monitoring mechanism to detect conduct by any third parties further down the commercial chain, including by possible resellers, that would frustrate the purpose of this Clause;

f. the representations and warranties set forth in this Clause shall always remain true and correct;

g. the Customer will provide written notice to HES as promptly as possible and in any event within five business days, if (i) any representation or warranty should cease to be true at any time., or (ii) the Customer should encounter any problems in applying Clauses b)- e), above, including any relevant activities by third parties that could frustrate the purpose of said clause; and

h. the Customer will not engage in any transaction for Military End-Use unless explicitly approved by HES

i. The Customer will provide all information relating to requests for Products, that the Customer suspects could violate or circumvent Economic Sanctions and Export Control Laws, including requests from or on behalf of a Listed Person, and other attempts to acquire HES products in violation of Economic Sanctions and Export Control Laws. The Customer will, to the best of its abilities, cooperate with HES to facilitate compliance with Economic Sanctions and Export Control Laws and will upon HES request provide HES with true, complete and correct copies of all documentation relating to any business dealings involving the Product, including but not limited to, end-user certifications, information concerning compliance with the obligations under Clause. b)- e), and other information as may be required by HES within two weeks of the simple request of such information.

HES Warranties

We believe that the best products in the industry should be supported by our commitment to deliver the highest quality products and services. HES is proud to extend the most comprehensive no-fault, no-questions asked warranty coverage to all of our products and solutions. This is our expectation and commitment to you – our valued customer.



SecuriCare 10-year Warranty

Duration: Ten years from date of shipment.

Condition: Any reason including, but not limited to, installation error, vandalism or force majeure.

Replacement: Replacement product or equivalent shipped at h.e.s. expense via next day air freight in most cases.

Products Covered

- When installed with a Smart PAC III, the following electric strikes are upgraded to the 10-year warranty:
 - » 1006, 1500, 1600, 4500, 5000, 5200, 5300, 7000, 7501, 8000, 8300, 8500, 9100, 9200, 9400, 9500, 9600, 9700, 9800
- Folger Adam 310, 712, 732, 742

Check your individual product to determine warranty coverage. Batteries and consumables are not covered by HES Warranty programs. Replacement products, at HES's sole option, may be the identical item or a unit which serves as a functional replacement. If the customer has an account with HES or a valid credit card, the customer may order an advance replacement product, whereby HES will charge the customer's account for the price of the product plus next day air freight, and will credit back to the customer the full amount of the charge, including outbound freight, upon HES receipt of the original product from the customer. HES's sole and exclusive liability, and customer's sole remedy, is limited to the replacement of the HES product when delivered to HES's facility (freight and insurance charges prepaid by customer).



SecuriCare 5-year Warranty

Duration: Five years from date of shipment.

Condition: Any reason including, but not limited to, installation error, vandalism or force majeure.

Replacement: Replacement product or equivalent shipped at h.e.s.'s expense via next day air freight in most cases.

Products Covered:

- Electric Strikes:
 - » 1006, 1500, 1600, 4500, 5000, 5200, 5300, 7000, 7501, 8000, 8300, 8500, 9100, 9200, 9400, 9500, 9600, 9700, 9800
- » Folger Adam 310, 712, 732, 742



SecuriCare 3-year Warranty

Duration: Three years from date of shipment.

Condition: Any reason, including but not limited to, installation error, vandalism or force majeure.

Replacement: Replacement product or equivalent shipped at h.e.s.'s expense via

next day air freight in most cases.

Products Covered:

- Aperio® Wireless ES100 Electric Strike
- 610, 630REL, 660, KS200, KS210 & Accessories



hesinnovations.com

The ASSA ABLOY Group is the global leader
in access solutions. Every day we help
people feel safe, secure and experience
a more open world.



USA

800 626 7590 | f. 866 582 4641 | hesinnovations.com
customerservice.hes@assaabloy.com
techsupport.hes@assaabloy.com
orders.hes@assaabloy.com

hesinnovations.com

CANADA

800 461 3007 | f. 800 461 8989 | assaabloydss.ca
sales.dss.ca@assaabloy.com
orders.dss.ca@assaabloy.com

Printed in the U.S. A.

Patent pending and/or patent www.assaabloydss.com/patents

Copyright © 2025, Hanchett Entry Systems, Inc., an ASSA ABLOY Group company.
All rights reserved. Reproduction in whole or in part without the express written
permission of Hanchett Entry Systems, Inc. is prohibited. HES-120-0125