



**Master
Lock.**

Residential Price Book

Volume 43

Effective date September 1, 2024



**Master
Lock.**

Introducing Master Lock Vault Enterprise

A suite of Bluetooth® enabled hardware provide business users with a convenient way to control access and oversee assets

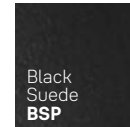
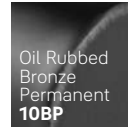



Yale® Home Finishes

Please check each product's specifications for availability.

Yale Smart Locks

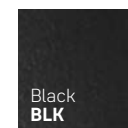
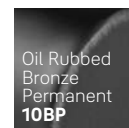
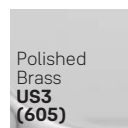
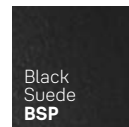


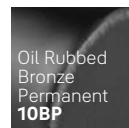
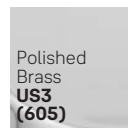
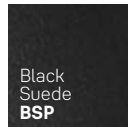
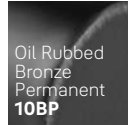
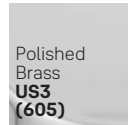

Includes Yale Assure, and Yale Pro Locks*



*Select models not available in all finishes.



Assure Lock for Andersen



Protection for the home, peace for the mind.



Yale is trusted by millions of people every day to keep what's important to them safe. Our innovations have protected their homes, families and belongings for over 180 years. We have expanded from a leader in mechanical locks to innovating connected smart locks and homes. We were there for your grandparents (and probably theirs) and we'll be there for your children. Today, and every day to come. Shop our wide range of smart locks, keypad locks and smart storage products.



The Master Lock Company is recognized worldwide as the authentic, enduring name in padlocks and security products. The company offers a broad range of innovative security and safety solutions for consumer, commercial, and industrial end-users. The Master Lock Company is part of Fortune Brand Innovations, Inc. (NYSE: FBIN), a brand, innovation and channel leader focused on exciting, supercharged categories in the home products, security and commercial building markets. Visit www.masterlock.com and www.FBIN.com to learn more.

Contents

Yale Warranty information:

shopyalehome.com/pages/warranty

Yale Pro® 2	4
Yale Pro® SL	8
Assure Lock® Interconnected	12
Yale® Assure Family	
Assure Lock®	16
Assure Lever®	16
Yale Retrofit Solutions	20
Master Lock	22
Yale Smart Storage Solutions	24
Assure Lock® for Andersen® Patio Doors	26
YE Series® from Yale®	
Knobs	30
Athens, Sinclair, Waycross	
Levers	30
Alpharetta, Edisto, Keowee, Seabrook	
Handlesets	33
Lenoir, Johns Creek, Meyer Park	
Deadbolts	33
Pocket Door Locks	37

YH Collection® from Yale® (Check for availability.)

Knobs	38
Bridgeport, Dartmouth, Cambridge, Oxford	
Levers	41
Academy, Augusta, Charleston, Delaware, Kincaid, Marina, McClure, Milan, Monroe, Norwood, Pacific Beach, Valdosta, Virgo	
Deadbolts	45
Latches	48

New Traditions® from Yale®

(To be discontinued. Check for availability.)

Deadbolts	49
-----------	----

Decorative Handlesets (Check for availability.)

Homestead, Jamestown, McKinley, Pedestal, Rainier, Ridgefield, Teton	53
--	----

Pivot Collection® from Yale®

Handing	34, 44
Accessories	62
Keying Information	63
Mounts	7, 19


Yale Pro® 2

Buying Group: Deadbolt Pro

Yale Pro® 2 Keypad Lock
YRD614



Yale Pro® 2 Touchscreen Lock
YRD624



Yale Pro® 2 Key-Free Keypad Lock
YRD634



Yale Pro® 2 Key-Free Touchscreen Lock
YRD654



Let Yale Get the Door™ with a suite of keyless door locks designed to secure and simplify your life.

Whether you are looking for a keyed or key-free option, or a touchscreen or keypad version, Yale has a Yale Pro® 2 lock designed for you.

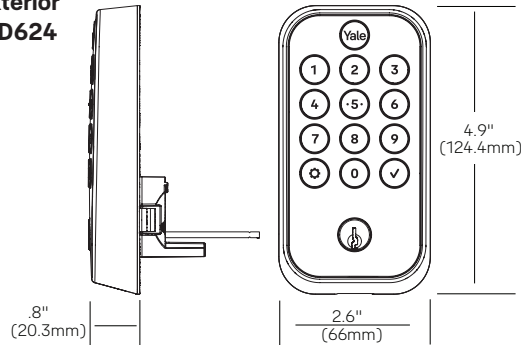
Enjoy peace of mind, protected by Yale Pro® 2 locks with 180 years of security expertise built in.

- Smart app programming: Use the Yale Access app, at the door, for simple programming and creating entry codes
- No professional installation needed: Replaces your deadbolt on most standard doors using just a screwdriver
- Unlock your way: Use the keypad, Yale Access app (only for BLE or WF1 SKUs) on your smartphone or Apple Watch (only for BLE / WF1 SKUs) at the door, or Auto-Unlock (only for BLE / WF1 SKUs).

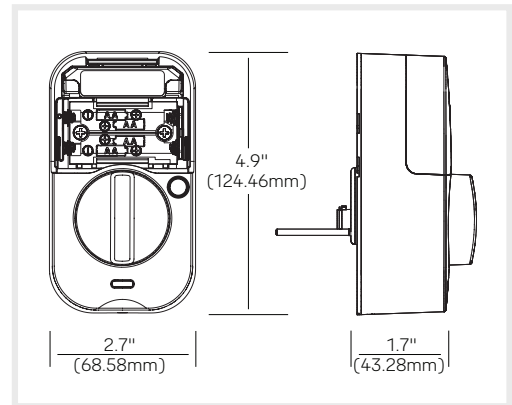
Yale Pro® 2

Buying Group: Deadbolt Pro

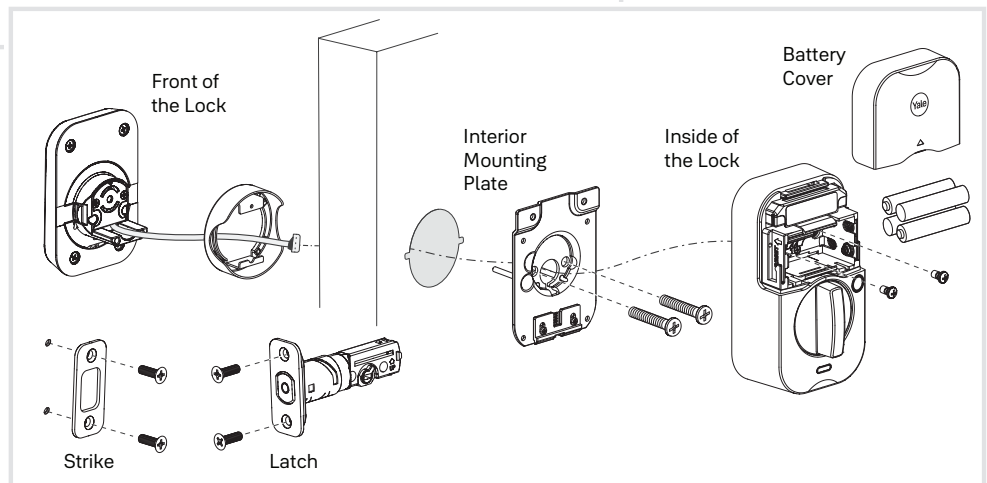
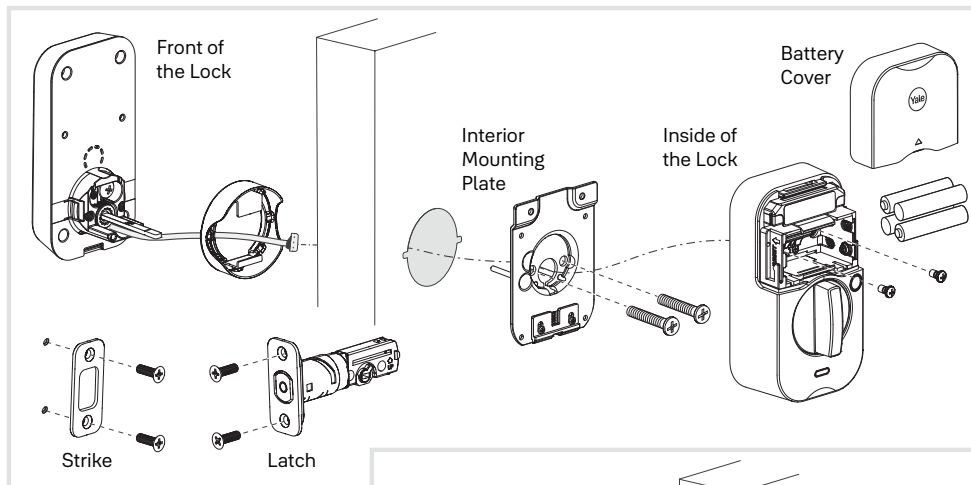
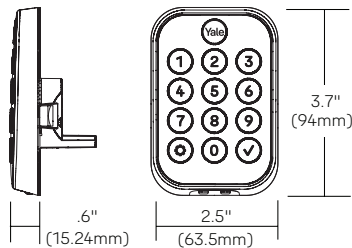
Keypad/Touchscreen Deadbolt Exterior YRD614/YRD624



Interior






Keypad/Touchscreen Key-Free Deadbolt Exterior YRD634/654



Contact Support
1-855-213-5841
support@yalelocks.com

Yale Pro® 2

Buying Group: Deadbolt Pro

FUNCTIONS		PRODUCT SPECIFICATIONS	
NO.	DESCRIPTION		
YRD614	SINGLE CYLINDER KEYPAD DEADBOLT: Latch operated from outside by electronic keypad interaction, or outside by key, inside by T turn	Door Specs	2 1/8" Face Bore, 1" Edge Bore 2 3/8" or 2 3/4" Backset
YRD624	SINGLE CYLINDER TOUCHSCREEN DEADBOLT: Latch operated from outside by electronic touchscreen interaction, or outside by key, inside by T turn.	Door Thickness	1 3/8" to 2 1/4" Note: YRD216 / YRD226 requires thin door gasket to support doors 1 3/8" - 1 3/4"
YRD634	SINGLE CYLINDER KEY-FREE KEYPAD DEADBOLT: Latch operated from outside by electronic touchscreen interaction, or inside by T-turn. Use a 9V battery backup on the outside as an override in case the batteries die.	Strike	1" x 2 1/4" RC (Round Corner)
YRD654	SINGLE CYLINDER KEY-FREE TOUCHSCREEN DEADBOLT: Latch operated from outside by electronic touchscreen interaction, or inside by T-turn. Use a 9V battery backup on the outside as an override in case the batteries die.	Latch	2 3/8" or 2 3/4" Adjustable
		Latch Faceplate	1" x 2 1/4" RC (Round Corner)
		Keyway YRD614, YRD624	Standard: Yale KW-1 5 Pin Brass Cylinder Optional: SC-1
		Keys YRD614, YRD624	2
		Keying YRD614, YRD624	Standard: KD (Keyed Different) Optional: KA (Keyed Alike)
		Durability and Security	ANSI/BHMA Grade 2 certified, 90 min fire rated and IPX5 rated
		Temperature Range	Outside Temperature Range: -30°C to 60°C = -22°F to 140°F Inside Temperature Range: -15°C to 70°C = 5°F to 158°F Battery Temperature Range: -10°C to 55°C = 14°F to 131°F Storage Temperature Range: -40°C to 85°C = -40°F to 185°F
STANDARD CASE QUANTITIES	BOX PACK	Technology Options	  
YRD614 Deadbolt	6		
YRD624 Deadbolt	6		
YRD634 Deadbolt	6		
YRD654 Deadbolt	6		

PRODUCT ORDER STRING FOR YALE PRO® 2

Example: **YRD614-ZW2-619**

Keypad Style

YRD614: Keyed Keypad Deadbolt w. 90 Minute Fire Rating

YRD624: Keyed Touchscreen Deadbolt w. 90 Minute Fire Rating

YRD634: Key-Free Keypad Deadbolt w. 90 Minute Fire Rating

YRD654: Key-Free Touchscreen Deadbolt w. 90 Minute Fire Rating

Technology

BLE: No Module (Standalone)

ZW2: Z-Wave Plus

WF1: Wi-Fi

Keying Optional

KWKD ships as the default. Add keying to change cylinder and keying options.

Keyed Alike or Keyed Different upcharges are: \$3.00

Master Key upcharge is: \$9.20

KWKA: Kwikset Keyed Alike

SCKD: Schlage Keyed Different

SCKA: Schlage Keyed Different

KWMK: Kwikset Master Key

KWGMK: Kwikset Grand Master Key

SCMK: Schlage Master Key

SCGMK: Schlage Grand Master Key

Finish

619: Satin Nickel

OBP: Oil Rubbed Bronze Permanent

P05: Lifetime Brass

BSP: Black Suede

Yale Pro® 2

Buying Group: Deadbolt Pro

PRODUCT LIST PRICE					
DESIGN	NO	P05 ²	10BP	US15 619	BSP
Keypad Deadbolt BLE	YRD614	446.00	446.00	446.00	446.00
Keypad Deadbolt ZW2	YRD614	480.00	480.00	480.00	480.00
Keypad Deadbolt WF1	YRD614	634.00	634.00	634.00	634.00
Keypad Deadbolt CB1	YRD614	634.00	634.00	634.00	634.00
Touchscreen Deadbolt BLE	YRD624	493.00	493.00	493.00	493.00
Touchscreen Deadbolt ZW2	YRD624	564.00	564.00	564.00	564.00
Touchscreen Deadbolt WF1	YRD624	681.00	681.00	681.00	681.00
Touchscreen Deadbolt CB1	YRD624	681.00	681.00	681.00	681.00
Key Free Keypad Deadbolt BLE	YRD634	446.00	446.00	446.00	446.00
Key Free Keypad Deadbolt ZW2	YRD634	480.00	480.00	480.00	480.00
Key Free Keypad Deadbolt WF1	YRD634	634.00	634.00	634.00	634.00
Key Free Keypad Deadbolt CB1	YRD634	634.00	634.00	634.00	634.00
Key Free Touchscreen Deadbolt BLE	YRD654	493.00	493.00	493.00	493.00
Key Free Touchscreen Deadbolt ZW2	YRD654	564.00	564.00	564.00	564.00
Key Free Touchscreen Deadbolt WF1	YRD654	681.00	681.00	681.00	681.00
Key Free Touchscreen Deadbolt CB1	YRD654	681.00	681.00	681.00	681.00

Note:

- Locks ship standard with KW-1 5-Pin keyway Keyed Different. Alternate key options must be ordered as an additional line.

CYLINDER / ACCESSORY / REPLACEMENT PART LIST PRICE**			
DESCRIPTION	PART NO./LIST NO.	FINISH	LIST PRICE
Battery Cover			
Battery Cover, 4-50/30/10/20 BAT COVER	AYRD4X0-BATT	BLK	5.00
Cylinders			
Cyl, YRD420/410 SC KD BSP (Also for YRD614/624)	AYRD-400-SCKD-BSP	BSP	14.10
Cyl, YRD420/410 SC KD 6 pin (Also for YRD614/624)	AYRD-400-SCKD-6-BSP	BSP	14.10
Cyl, YRD420/410 SC KA BSP (Also for YRD614/624)	AYRD-400-SCKA-BSP	BSP	14.10
Cyl, YRD420/410 SC KA 6 pin (Also for YRD614/624)	AYRD-400-SCKA-6-BSP	BSP	14.10
Cyl, YRD420/410 KW KD BSP (Also for YRD614/624)	AYRD-400-KWKD-BSP	BSP	14.10
Cyl, YRD420/410 KW KD 6 pin (Also for YRD614/624)	AYRD-400-KWKD-6-BSP	BSP	14.10
Cyl, YRD420/410 KW KA BSP (Also for YRD614/624)	AYRD-400-KWKA-BSP	BSP	14.10
Cyl, YRD420/410 KW KA 6 pin (Also for YRD614/624)	AYRD-400-KWKA-6-BSP	BSP	14.10
Screw Packs YRD400/YRD600			
Screw Pack, 4-50/30/10/20 scrwpk P05	AYRD4X0-SCREW-P05	P05	14.10
Screw Pack, 4-50/30/10/20 scrwpk BSP	AYRD4X0-SCREW-BSP	BSP	14.10
Screw Pack, 4-50/30/10/20 scrwpk 619	AYRD4X0-SCREW-619	619	14.10
Screw Pack, 4-50/30/10/20 scrwpk OBP	AYRD4X0-SCREW-OBP	OBP	14.10
Latch for YRD600			
Latch, Twist Bolt BSP 90 min UL	AYRDB-TW-90-BSP	BSP	14.90
Latch, Twist Bolt 619 90 min UL	AYRDB-TW-90-619	619	14.90
Latch, Twist Bolt US3 90 min UL	AYRDB-TW-90-605	605	14.90
Latch, Twist Bolt 10BP 90 min UL	AYRDB-TW-90-OBP	BSP	14.90
Latch, Drive-In non UL	AYRD-DR-SML-619	619	14.90
Technology Options - Upgrade a BLE Standalone Lock			
ZW2 Z-Wave Plus Smart Module	AYR-MOD-ZW2-USA		235.00
WF1 Wi-Fi Smart Module	R-AYR-MOD-WF1-USA		188.00
Yale Connect, Wi-Fi Bridge	AYR202-AUG-CON		188.00
Product Mount			
4 1/4" Wide Plexiglass YRL Mount	AYR-425-MNT		120.00

NOTE: Yale Pro® 2 cylinders are not Builder Key compatible.

++Item is an upgrade to packaged list pricing



YRL Mount



Yale Connect
Wi-Fi Bridge

Yale Pro® SL

Key Free Entry Deadbolts

Buying Group: Deadbolt Pro

Yale Pro SL Keypad
YRD136



Yale Pro SL Touchscreen
YRD156



The Yale Pro SL is a key-free deadbolt with Z-Wave Plus built in. It replaces a standard deadbolt in minutes using just a screwdriver and can be added to dozens of Z-Wave smart home and alarm systems with one-touch enrollment. Get the premium Yale design and features seen in retail, at a lower cost for the pro channel.

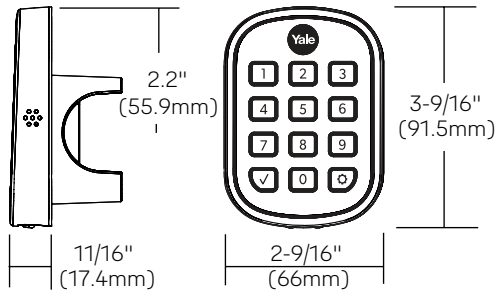
- The lock is 100% key free so it can't be picked and there's no keys to lose.
- Available with a backlit touchscreen or keypad
- To prevent lockouts due to dead batteries, there is a 9V battery terminal located below the keypad.
- The lock has a backlit, keypad that wakes with a touch and has numbers that won't wear off.

Yale Pro® SL

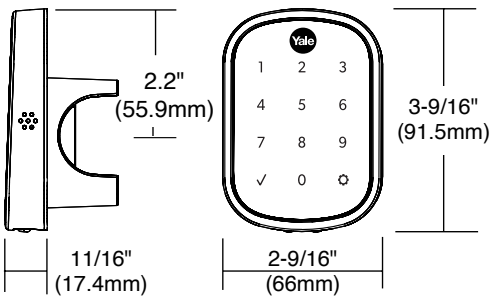
Key Free Entry Deadbolts

Buying Group: Deadbolt Pro

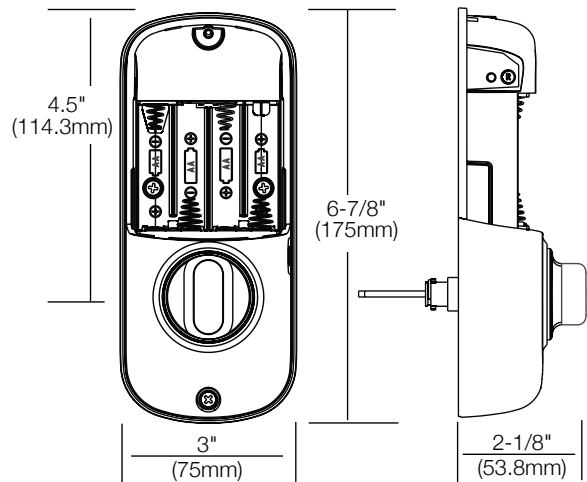
Yale Pro SL
Keypad
YRD136
Exterior



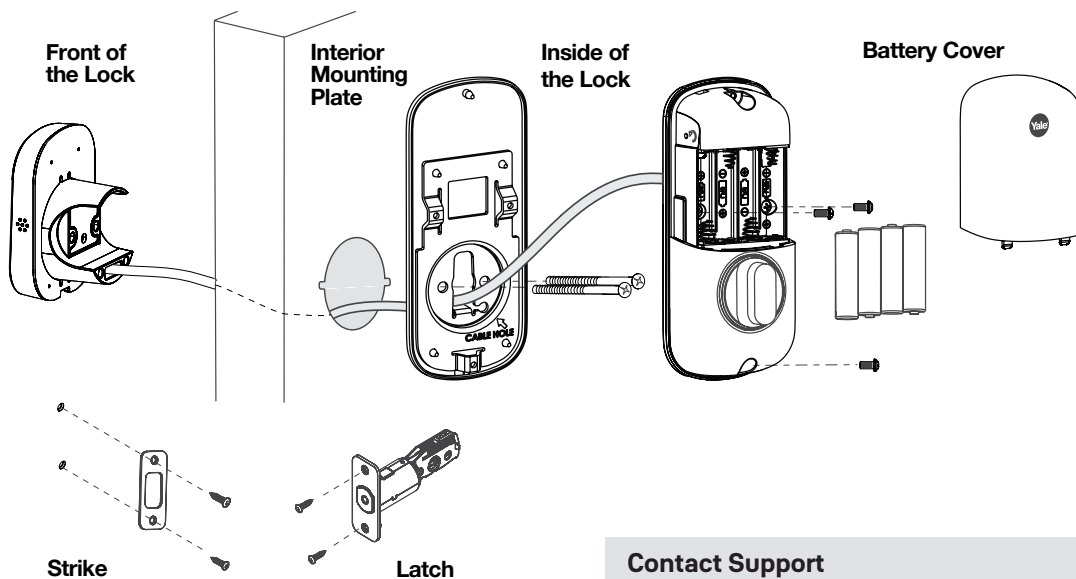
Yale Pro SL
Keypad
YRD156
Exterior



YRD136/156 Lock Interior
shown with battery cover removed



Yale Pro® SL





Contact Support
1-855-213-5841 support@yalelocks.com

Yale Pro® SL

Key Free Entry Deadbolts

Buying Group: Deadbolt Pro

FUNCTIONS		PRODUCT SPECIFICATIONS	
NO.	DESCRIPTION		
YRD156	KEY FREE TOUCHSCREEN DEADBOLT: Latch operated from outside by electronic touchscreen interaction, or inside by T-turn. Use a 9V battery backup on the outside as a override in case the batteries die.	Door Specs	2⅝" or 1½" Face Bore 2⅝" or 2¾" Backset
YRD136	KEY FREE KEYPAD DEADBOLT: Latch operated from outside by electronic keypad interaction, or inside by T-turn. Use a 9V battery backup on the outside as a override in case the batteries die.	Door Thickness	1⅝"* to 2¼"
		Strike	1" x 2¼" RC (Round Corner)
		Latch	2⅝" or 2¾" Adjustable
		Latch Faceplate	1" x 2¼" RC (Round Corner)
		Keyway	Key Free
		Certified ANSI/BHMA	A156.36 Grade 2 
		Temperature Range	Outside Temperature Range: -30°C to 60°C = -22°F to 140°F Inside Temperature Range: -15°C to 70°C = 5°F to 158°F Battery Temperature Range: -10°C to 55°C = 14°F to 131°F Storage Temperature Range: -40°C to 85°C = -40°F to 185°F
STANDARD CASE QUANTITIES		BOX PACK	
YRD136/YRD156		6	
		Technology	

PRODUCT ORDER STRING FOR YALE PRO SL

Example: **YRD156-ZW2-619**

Keypad Style	YRD136: Key Free Keypad YRD156: Key Free Touchscreen
Technology	ZW2: Z-Wave Plus
Finish	619: Satin Nickel OBP: Oil Rubbed Bronze Permanent 605: Polished Brass BSP: Black Suede

Yale Pro® SL

Key Free Entry Deadbolts

Buying Group: Deadbolt Pro

PRODUCT LIST PRICE						
DESIGN	NO	US3 605	10BP	US15 619	BSP	P05
Yale Pro SL Keypad Z-Wave Plus	YRD136	401.00	401.00	401.00	401.00	401.00
Yale Pro SL Touchscreen Z-Wave Plus	YRD156	454.00	454.00	454.00	454.00	454.00

CYLINDER / ACCESSORY / REPLACEMENT PART LIST PRICE**			
DESCRIPTION	PART NO./LIST NO.	FINISH	LIST PRICE
Adjustable Drive-In Latch	AYRD-DR-SML-619	US26	14.90
Adjustable Radius Corner Latch	AYRD-RC-SML-619	US15	14.90
Adjustable Radius Corner Latch	AYRD-RC-SML-0BP	US10BP	14.90
Adjustable Radius Corner Latch	AYRD-RC-SML-605	US3	14.90
4 1/4" Wide Plexiglass YRL Mount	AYR-425-MNT		120.00

Assure Lock® Interconnected

Buying Group: Interconnected Pro


Assure Lock Interconnected
YRC216



Assure Lock Interconnected
YRC226/YRC622



Assure Lock Interconnected
YRC256






Assure Lock Interconnected combines electronic deadbolts with the convenience of a passage lever for panic proof egress. From the inside, both the latchbolt and the deadbolt are retracted simultaneously in a single motion for a quick and easy exit. Available in standalone, Z-Wave or Zigbee configurations.

Available with 90 minute fire rating as YRC622. Please contact your sales team for more information.

Assure Lock® Interconnected

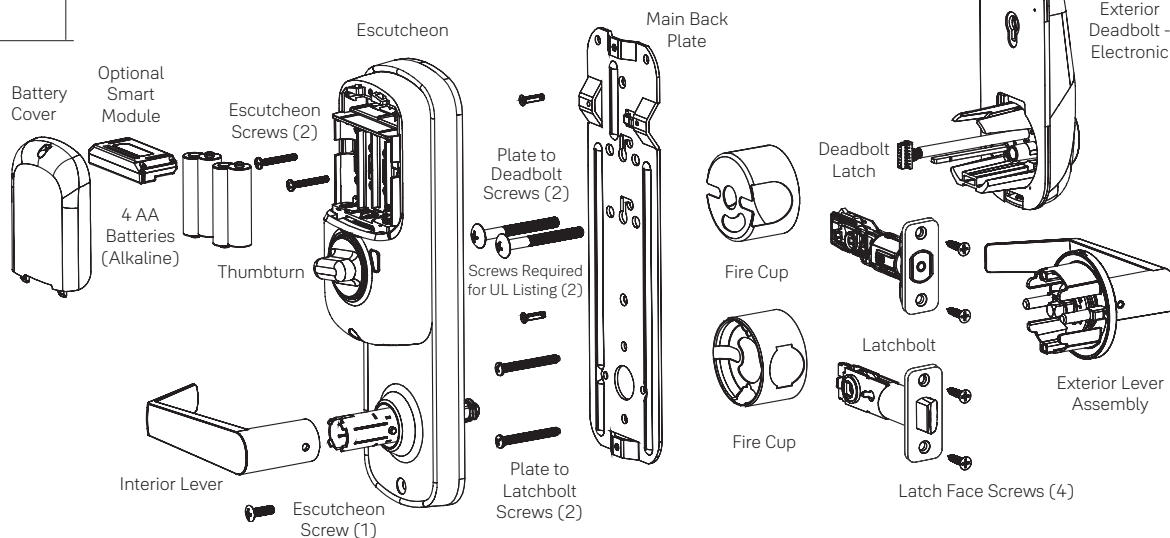
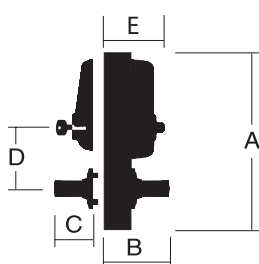
Buying Group: Interconnected Pro

STYLES

STYLE	NO.	DESCRIPTION
	YRC216	Single point lock. Latchbolt is operated by either lever at all times. Deadbolt activated by touchscreen or key on outside or by thumbturn on inside. Interior lever retracts latch and deadbolt simultaneously.
	YRC226/622	Single point lock. Latchbolt is operated by either lever at all times. Deadbolt activated by touchscreen or key on outside or by thumbturn on inside. Interior lever retracts latch and deadbolt simultaneously.
	YRC256	Single point lock. Latchbolt is operated by either lever at all times. Deadbolt activated by touchscreen or by thumbturn on inside. Interior lever retracts latch and deadbolt simultaneously.

DIMENSIONS	A	B	C	D	WIDTH
Based on Woodland Lever					
PASSAGE					
Lever	10 ⁵ / ₈ " 12 ³ / ₈ "	2 ⁵ / ₈ "	2 ¹ / ₂ "	4" 5 ¹ / ₂ "	2 ¹³ / ₁₆ "
ENTRY					
Lever	10 ⁵ / ₈ " 12 ³ / ₈ "	2 ⁵ / ₈ "	2 ¹ / ₂ "	4" 5 ¹ / ₂ "	2 ¹³ / ₁₆ "

Mechanical View



PRODUCT SPECIFICATIONS

Door Specs	2 ¹ / ₈ " Face Bore, 1" Edge Bore, 4" or 5 ¹ / ₂ " Center to Center* *Must specify
Backset	2 ³ / ₈ " (60mm) or 2 ³ / ₄ " (70mm)
Door Thickness	1 ³ / ₈ " (35mm) to 1 ³ / ₄ " (44mm)
Cylinder	KW-1 Compatible standard, other cylinders/keyways available to order. SFIC optional.
Keying	KD (Keyed Different) standard, master keying available to order Other Keying options see page 63
Latch Faceplate	1" (25mm) W x 2 ¹ / ₄ " (57mm) H; Round Corner standard, Square Corner available to order
Strike	Lever: 2 ¹ / ₄ " (57mm) Full Lip, Deadbolt Strike: 1" x 2 ¹ / ₄ "; Round Corner standard, other strikes available to order.
Windstorm Rating	YRC216, YRC226, YRC256 are windstorm rated when installed with a YH Series Tubular Lockset (Model YH11). YRC622 is windstorm rated when installed with a YH Series Tubular Lockset (Model YH11).
Certified ANSI/BHMA	A156.12, Grade 2 BHMA <small>certified</small>
UL/cUL	YRC200 - listed for 20 min fire doors and windstorm applications YRC600 - listed for 90 min fire doors and windstorm applications UL

Technology Options

Control4 and Crestron require unique Modules.



Assure Lock® Interconnected


Buying Group: Interconnected Pro

BOX PACK LIST PRICE

Interconnected Available lever styles shown below. Yale Real Living YRC216, YRC226 (KW standard); see below for keying options	DESIGN	Z-Wave, Zigbee, Standalone	P05	US15 619	10BP	BSP
			Note: orders over 5 pieces need to be ordered factory direct and require longer lead times			
YRC216 Interconnected	Keypad	ZW2/HA2	657.00	657.00	657.00	N/A
YRC216 Interconnected	Keypad	Standalone	527.00	527.00	527.00	N/A
YRC226 Interconnected	Touchscreen	ZW2/HA2	734.00	734.00	734.00	734.00
YRC226 Interconnected	Touchscreen	Standalone	604.00	604.00	604.00	604.00
YRC256 Interconnected	Key Free	ZW2/HA2	789.00	789.00	789.00	789.00
YRC256 Interconnected	Key Free	Standalone	659.00	659.00	659.00	659.00
YRC622 Interconnected	Key Free	ZW2/HA2	845.00	845.00	845.00	845.00
YRC622 Interconnected	Key Free	Standalone	715.00	715.00	715.00	715.00

Notes:

- For lever finish availability see YH pages 41-44.
- Available with 90 minute fire rating as YRC620. Please contact your sales team for more information.
- Orders for YRC216 may be converted to NF-YRC612, YRC226 may be converted to NF-YRC622, YRC256 may be converted to YRC652 to help assure on time delivery of product. The alternate product part number is identical in form fit and function.



*Augusta, Norwood available in QuickShip.

INTERCONNECTED PASSAGE LEVER PAIRS**

Design	Part #	
Academy (Passage lever Pair)	YR05D67*	36.00
Augusta (Passage lever Pair)	YR05D66*	36.00
Delaware (Passage lever Pair)	YR05D6D*	36.00
Kincaid (Passage lever pair)	YR05D6K*	36.00
Marina (Passage lever Pair)	YR05D64*	36.00
McClure (Passage lever Pair)	YR05D65*	36.00
Milan (Passage lever Pair)	YR05D63*	36.00
Monroe (Passage lever Pair)	YR05D6W*	36.00
Norwood (Passage lever Pair)	YR05D68*	36.00
Pacific Beach (Passage lever Pair)	YR05D62*	36.00
Valdosta (Passage lever Pair)	YR05D6V*	36.00
Virgo (Passage lever Pair)	YR05D61*	36.00
Woodland (Passage lever Pair)	YR05D69*	36.00

OPTIONS

Less Cylinder (LC)	0.00 No deductions	
SFIC (LC only)	0.00 No deductions	Lock SFICLC only. To order specify SFIC.
Para Keyway	0.00 No adder	

NOTE: See page 62 (For Interconnects add ICN to above part numbers
(Adds Longer Interconnect tailpiece)

Latches, Latchbolts, Cylinders see page 4.

**Ships Norwood standard. Upcharge Quickship. Flashship orders. Factory standard charge.

Assure Lock® Interconnected

Buying Group: Interconnected Pro

PRODUCT ORDER STRING FOR YALE ASSURE LOCK INTERCONNECTED

Example: YRC226-NR-NW-5-RH-RC-TS-UL-KWKA-619	
Keypad Style	YRC216: Keyed Pushbutton Interconnected Deadbolt YRC226: Keyed Touchscreen Interconnected Deadbolt YRC256: Key Free Touchscreen Interconnected Deadbolt YRC622: Keyed Touchscreen Interconnected Deadbolt with 90 Minute Fire Rating
Technology	NR*: No Module (Standalone) ZW2: Z-Wave Plus HA2: Zigbee
Lever Style	AC: Academy (Passage Lever Pair) AU: Augusta (Passage Lever Pair) CH: Charleston (Passage Lever Pair) DW: Delaware (Passage Lever Pair) KC: Kincaid (Passage Lever Pair) MA: Marina (Passage Lever Pair) MC: McClure (Passage Lever Pair) MN: Milan (Passage Lever Pair) MO: Monroe (Passage Lever Pair) NW*: Norwood (Passage Lever Pair) PB: Pacific Beach (Passage Lever Pair) VL: Valdosta (Passage Lever Pair) VG: Virgo (Passage Lever Pair) WL: Woodland (Passage Lever Pair)
Bore Hole Configuration	4: 4" Center to Center Borehole 5: 5.5" Center to Center Borehole
Handing	RH: Right Handing LH: Left Handing
Latch/Deadbolt Face Plate Style	RC*: Radius Corner Latch SC: Square Corner Latch RCRC: Radius Corner Latch and Strike SQSQ: Square Corner Latch and Strike SQRC: Square Corner Latch and Radius Corner Strike RCSQ: Radius Corner Latch and Square Corner Strike
Strike Plate Style	TS: T Strike USC: SC Universal Deadbolt Strike URC: RC Universal Deadbolt ASA: A.S.A Strike SSQ: Security Strike SRC: Security Strike FSQ: Full Lip Strike Square FRC: Full LIP Strike Round
Fire Rated	UL: 20/90 min fire rated
Keying Optional KWKD ships as the default. Add keying to change cylinder and keying options. Keyed Alike or Keyed Different Upcharges are: \$3.00 Master Key/Builder Key upgrades are: \$9.20	KWKA: Kwikset Keyed Alike SCKD: Schlage Keyed Different SCKA: Schlage Keyed Different KWMK: Kwikset Master Key KWGMK: Kwikset Grand Master Key SCMK: Schlage Master Key SCGMK: Schlage Grand Master Key SFIC: SFIC PAR: Para PARM: Para Master PARG: Para Grand Master LFIC: LFIC PAKA: Para Keyed Alike PAKD: Para Keyed Different
Finish	619: Satin Nickel OBP: Oil Rubbed Bronze 605: Polished Brass BSP: Black Suede

*If not specified product will ship with this option

Assure Lever[®]

Buying Group:

Z-Wave SKUs: Lever - Pro

Standalone and Wi-Fi SKUs: Lever - Retail

Assure Lever Keypad
YRL216



Assure Lever Touchscreen
YRL226



Introducing the new Assure Levers, the sleekest and most convenient electronic lever locks on the market. Available in standalone or with a Yale Smart Module for seamless integration into your smart home or security system.




- Available in standalone, Z-Wave or works with the Yale Access App.
- Backlit keypads make day-to-day access, effortless.
- Simple installation requires only a screwdriver.
- Keypads wake with a touch and feature backlit numbers that won't wear off.
- Features a 9V battery back-up to prevent lockouts.

Assure Lever®

Buying Group:

Z-Wave SKUs: Lever - Pro

Standalone and Wi-Fi SKUs: Lever - Retail

FUNCTIONS		PRODUCT SPECIFICATIONS					
NO.	DESCRIPTION						
YRL216	KEYED KEYPAD LEVER: Lever operated from outside by electronic keypad interaction or by physical key, inside by lever.						
YRL226	KEYED TOUCHSCREEN LEVER: Lever operated from outside by electronic touchscreen interaction or by physical key, inside by lever.						
STANDARD CASE QUANTITIES		BOX PACK					
Keypad Lever		6					
Touchscreen Lever		6					
PRODUCT ORDER STRING FOR ASSURE LEVER							
Example: YRL216-ZW2-619							
Keypad Style	YRL216: Keyed Keypad Lever YRL226: Keyed Touchscreen Lever						
Technology	NR: No Module (Standalone) ZW2: Z-Wave Plus CBA: Yale Access WF1: Wi-Fi						
Keying Optional	KWKA: Kwikset Keyed Alike SCKD: Schlage Keyed Different SCKA: Schlage Keyed Different KWMK: Kwikset Master Key KWGMK: Kwikset Grand Master Key SCMK: Schlage Master Key SCGMK: Schlage Grand Master Key						
KWKD ships as the default. Add keying to change cylinder and keying options Keyed Alike or Keyed Different Upcharges are: \$3.00 Master Key upcharge is: \$9.20							
Finish	619: Satin Nickel OBP: Oil Rubbed Bronze Permanent 605: Brass BSP: Black Suede						
		Door Specs2½" Face Bore, 1" Edge Bore 2¾" or 2¾" Backset					
		Door Thickness1⅜" to 1¾"					
		Strike1⅝" x 2¾" Full Lip RC (Round Corner)					
		Latch2¾" or 2¾" Adjustable					
		Latch Faceplate1" x 2¼" RC (Round Corner)					
		KeywayYRL216/YRL226 KW Keyway 5 Pin KW-1					
		YRL216/YRL2261 Key					
		YRL216/YRL226KD Standard					
		Certified ANSI/BHMAA156.2 Grade 2 					
		Temperature Range Outside Temperature Range: -30°C to 60°C = -22°F to 140°F Inside Temperature Range: -15°C to 70°C = 5°F to 158°F Battery Temperature Range: -10°C to 55°C = 14°F to 131°F Storage Temperature Range: -40°C to 85°C = -40°F to 185°F					
Technology Options Control4 and Crestron require unique Modules.		 					
PRODUCT LIST PRICE							
DESIGN	NO	US3 605*	10BP	US15 619	BSP		
Keypad Lever Standalone	YRL216	305.00*	305.00	305.00	305.00		
Keypad Lever Z-Wave Plus	YRL216	509.00*	509.00	509.00	509.00		
Keypad Lever Yale Access	YRL216	690.00*	690.00	690.00	690.00		
Touchscreen Lever Standalone	YRL226	428.00*	428.00	428.00	428.00		
Touchscreen Lever Z-Wave Plus	YRL226	563.00*	563.00	563.00	563.00		
Touchscreen Lever Yale Access	YRL226	744.00*	744.00	744.00	744.00		

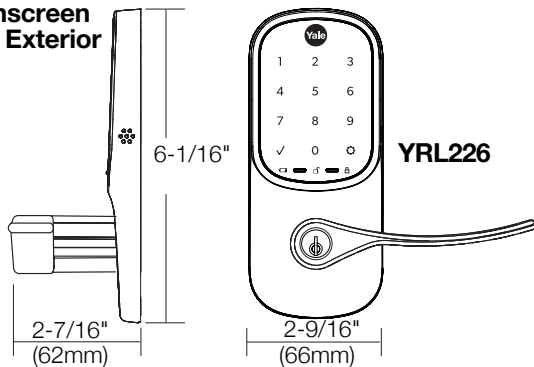
Assure Lever®

Buying Group:

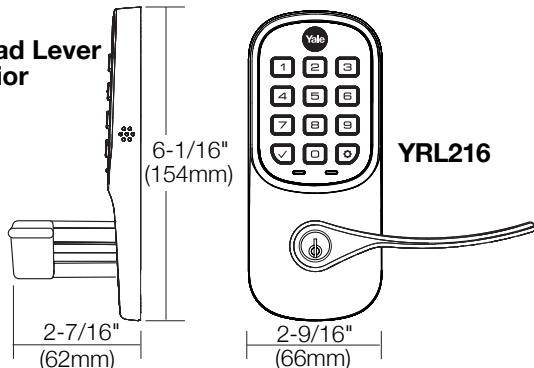
Z-Wave SKUs: Lever - Pro

Standalone and Wi-Fi SKUs: Lever - Retail

Touchscreen Lever Exterior

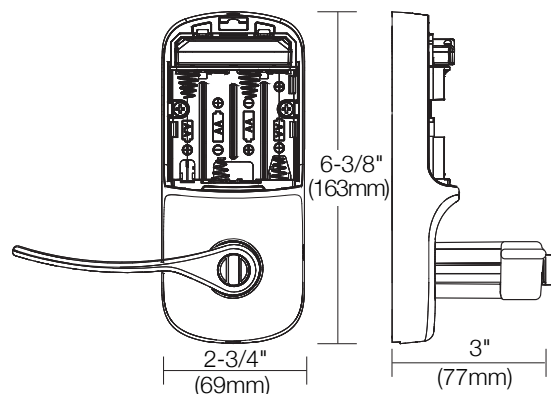


Keypad Lever Exterior




Lever Interior

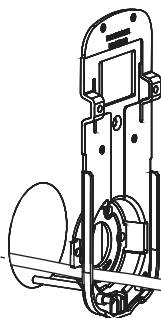
shown with battery cover removed



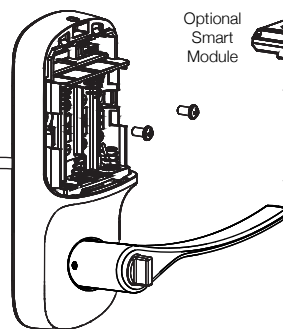
Front of the Lock



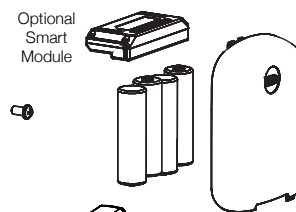
Inside Mounting Plate



Inside of the Lock



Battery Cover



Contact Support

1-855-213-5841 support@yalelocks.com

Assure Lever®

Lever Options

Buying Group:

Z-Wave SKUs: Lever - Pro

Standalone and Wi-Fi SKUs: Lever - Retail

CYLINDER / ACCESSORY / REPLACEMENT PART LIST PRICE

DESCRIPTION	PART NO./LIST NO.	FINISH	LIST PRICE
Adjustable Drive-In Latch	AYRL-DRIVE-26	US26	14.90
Adjustable Radius Corner Latch	AYRL-LATCH-15	US15	14.90
Adjustable Radius Corner Latch	AYRL-LATCH-10B	US10BP	14.90
Adjustable Radius Corner Latch	AYRL-LATCH-03	US3	14.90
Technology Options: Upgrade a standalone lock			
ZW2 Z-Wave Plus Module	AYR202-ZWV-USA		235.00
Yale Wi-Fi Smart Module for Assure Locks and Levers	AYR-MOD-WF1-USA		188.00
4 1/4" Wide Plexiglass YRL Mount	AYR-425-MNT		120.00
Brass SC1-5-Pin & 2 Brass Keys, Tailpiece, High Stack, Entry, KD, 26	AYRL-2X6-SCKD-26	US26	14.10
Brass SC1-5-Pin & 2 Brass Keys, Tailpiece, High Stack, Entry, KD, 03	AYRL-2X6-SCKD-03	US3	14.10
Brass SC1-5-Pin & 2 Brass Keys, Tailpiece, High Stack, Entry, KA, 26	AYRL-2X6-SCKA-26	US26	14.10
Brass SC1-5-Pin & 2 Brass Keys, Tailpiece, High Stack, Entry, KA, 03	AYRL-2X6-SCKA-03	US3	14.10
Brass KW1-5-Pin & 2 Brass Keys, Tailpiece, High Stack, Entry, KD, 26	AYRL-2X6-KWKD-26	US26	14.10
Brass KW1-5-Pin & 2 Brass Keys, Tailpiece, High Stack, Entry, KD, 03	AYRL-2X6-KWKD-03	US3	14.10
Brass KW1-5-Pin & 2 Brass Keys, Tailpiece, High Stack, Entry, KA, 26	AYRL-2X6-KWKA-26	US26	14.10
Brass KW1-5-Pin & 2 Brass Keys, Tailpiece, High Stack, Entry, KA, 03	AYRL-2X6-KWKA-03	US3	14.10

NOTES:

The SFIC (Small Format Interchangeable Core) is not available. Cylinders are not **Builder Key compatible**. Cylinders/Keyways for YRL216 and YRL226



Assure Lever®

Yale Retrofit Solution

Buying Group: Retrofit - Retail



Yale Approach™ Lock with Wi-Fi



Approach™ Lock with Wi-Fi + Keypad



Yale Keypad



Yale Approach™ Lock with Wi-Fi

- Lock and unlock your door from anywhere, grant secure access to friends and family, and track who is coming and going, all from the Yale Access app.

Yale Approach™ Lock with Wi-Fi + Keypad

- Secure, keyless entry for your smart home. Control and monitor your door from anywhere and give secure digital keys to guests, all from your phone.



Yale Keypad

- Unlock your door with secure codes; create unique entry codes to unlock your Yale Approach Lock without a traditional key or phone.

Yale Retrofit Solution

Buying Group: Retrofit - Retail



STANDARD CASE QUANTITIES		BOX PACK	PRODUCT SPECIFICATIONS	
Yale Approach™ Lock with Wi-Fi		0	Door Compatibility	Works with most single cylinder deadbolts.
Yale Approach™ Lock with Wi-Fi + Keypad		0	Temperature Range	Outside Temperature Range: -30°C to 60°C = -22°F to 140°F Inside Temperature Range: -15°C to 70°C = 5°F to 158°F Battery Temperature Range: -10°C to 55°C = 14°F to 131°F Storage Temperature Range: -40°C to 85°C = -40°F to 185°F
Yale Keypad		0	Technology Options	  Yale Approach Lock is Wi-Fi compatible when paired with Yale Connect.

PRODUCT LIST PRICE		
PRODUCT	PART NO	LIST PRICE
Yale Approach™ Lock with Wi-Fi (Silver)	YRR10-WF1-SLV	305.00
Yale Approach™ Lock with Wi-Fi (Black Suede)	YRR10-WF1-BSP	305.00
Yale Keypad	YRK110-BLE-BLK	165.00

Contact Support
1-855-213-5841 support@yalelocks.com

ACCESS MANAGEMENT SOLUTIONS: MASTER LOCK® VAULT ENTERPRISE

Smart. Simple. Secure.

The Master Lock Vault Enterprise software and suite of Bluetooth® enabled hardware provide business users who manage many locks and many users with a convenient way to control access, oversee assets and improve accountability. This proven security innovation eliminates the cost, security risk and complexity of physical keys.

INNOVATIVE FEATURES:

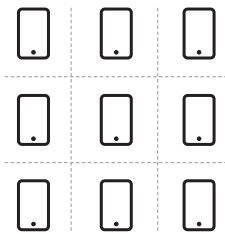
- Efficiently manage access to ensure the right users have the right access
- Simplify security set-up with bulk user uploads and fast lock scanning for registration
- Automatically map lock and lock box locations via smartphone
- Easily monitor access with robust data and audit trails
- Assured back-up entry method using manual, directional or numeric code on locks and lockboxes
- Leverage the security of 256-bit, military-grade encryption



Flexible Asset Management

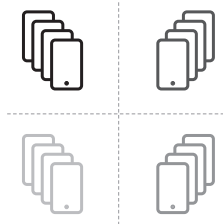
Whether it's one lock or thousands, Master Lock Vault Enterprise provides businesses with unmatched security, simplicity and accountability.

INDIVIDUAL



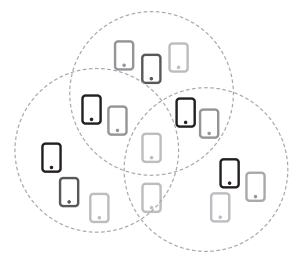
Share permanent or temporary access with our app that turns smartphones into smart keys.

GROUP



Easily assign users and devices to unique access groups, on demand.

CUSTOMIZED



Enjoy system-wide customization, including the ability to overlay groups for efficient access management.

Around-the-Clock Access with Master Lock Vault Enterprise

Integrated into the suite of Bluetooth enabled products, the easy-to-use Master Lock Vault Enterprise app eliminates the need for physical keys and key management, lowering costs and enhancing security. Users view detailed lock-use history, including unlock/open/relock activity.



GRANT ACCESS



SEARCH VAULT ENTERPRISE



BY TIME



BY DATE



BY USER



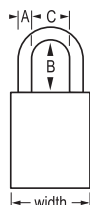
BY GROUP

Bluetooth Enabled Products

The Master Lock Vault Enterprise suite of Bluetooth enabled products can be mixed and matched to fit your application needs.

- No keys to lose ■ No combinations to forget ■ No unauthorized key duplication
- No long-term contracts ■ No monthly fees ■ No shared access fees

- Durable, reliable padlocks that feature anti-shim technology for maximum security
- Strong, weather-resistant lock boxes have a large storage capacity for keys and key cards
- Door controller easily wires into electric strikes or magnetic locks and fits inside standard door frames.



Bluetooth® Enabled Products

Commercial Boxed Products

Product Number	Description	List Price (Each)	Shackle Dimensions			Shackle Dimensions (Metric)		
			A	B	C	A	B	C
Bluetooth Padlocks								
4400EC	Indoor Bluetooth Padlock, 1-29/32in (47mm) wide body	\$167.64	9/32in	7/8in	13/16in	7mm	22mm	20mm
4401LHEC	Outdoor Bluetooth Padlock, 2-7/32in (56mm) wide body, 2in (51mm) Shackle	\$194.12	11/32in	2in	15/16in	9mm	51mm	23mm
Bluetooth Lock Boxes								
5440EC	Bluetooth® Portable Lock Box, 3-1/4in (83mm) wide	\$290.76	13/32in	1-13/16in	1-13/32in	10mm	46mm	36mm
5441EC	Bluetooth® Wall Mount Lock Box, 3-1/4in (83mm) wide	\$290.76	NA	NA	NA	NA	NA	NA
Bluetooth Door Controller								
6440ENT	Bluetooth® Door Controller , 1-13/32in (36mm) wide	\$225.00	NA	NA	NA	NA	NA	NA
ProSeries Bluetooth Padlocks								
6400ENT	Bluetooth® Padlock, 1-13/32in (36mm) wide	\$286.88	3/8in	1-3/8in	7/8in	9mm	34mm	23mm
6400LJENT	Bluetooth® Padlock, 1-13/32in (36mm) wide	\$290.25	3/8in	2-3/8in	7/8in	9mm	60mm	23mm
6400SHENT	Bluetooth® Padlock, 1-13/32in (36mm) wide	\$337.50	3/8in	3/4in	7/8in	9mm	20mm	23mm

Yale Smart Storage Solutions

If it's important to you, it's important to us

Buying Group:

Delivery Box - Pro

Cabinet Lock - Retail

Yale Smart Cabinet Lock



Secure cabinets or drawers storing medicines, cleaning supplies, liquor or important documents.

- Control using the Yale Access App from anywhere*
- Enable auto-lock to ensure its always secure
- Easily install with adhesive strip
- Know if the cabinet is open or closed
- Glow in the dark emergency escape button with LED
- Mounts to the base or the roof of your cabinet or drawer
- Add the Yale Smart Keypad for phone-free access
- Optional Yale Connect Wi-Fi Bridge

*Away from home access, notifications and voice compatibility require the Yale Connect Wi-Fi Bridge

Yale Smart Delivery Box



Kent



Brighton

The first smart delivery box that can be managed and monitored from anywhere using your smartphone.

- Control using the Yale Access App from anywhere*
- Know when packages are delivered and rest easy knowing they are secure
- Weigh the box down with sand, or tether it for added security
- Enable auto-lock to ensure its always secure
- Optional insulated cooler for perishable deliveries
- Kent in Manor Gray; Brighton in Carbon Brown

*Away from home access, notifications and voice compatibility require the Yale Connect Wi-Fi Bridge.

Add the Yale Smart Keypad for phone-free access



Yale Smart Storage Solutions

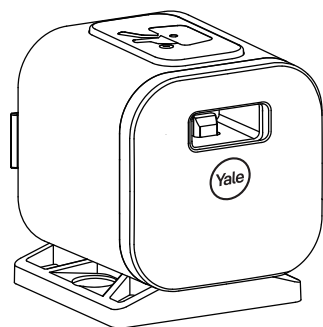
If it's important to you, it's important to us

Buying Group:

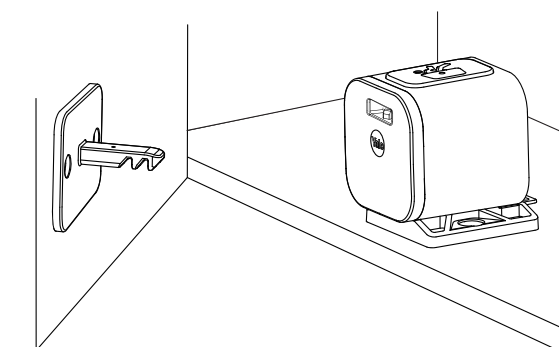
Delivery Box - Pro

Cabinet Lock - Retail

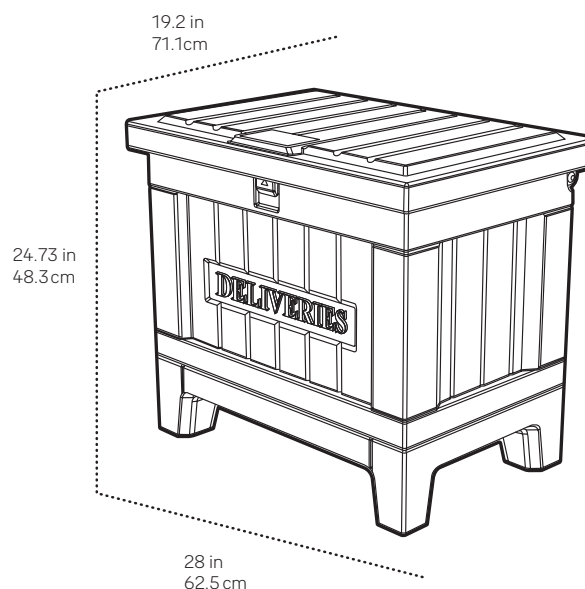
Smart Cabinet Lock



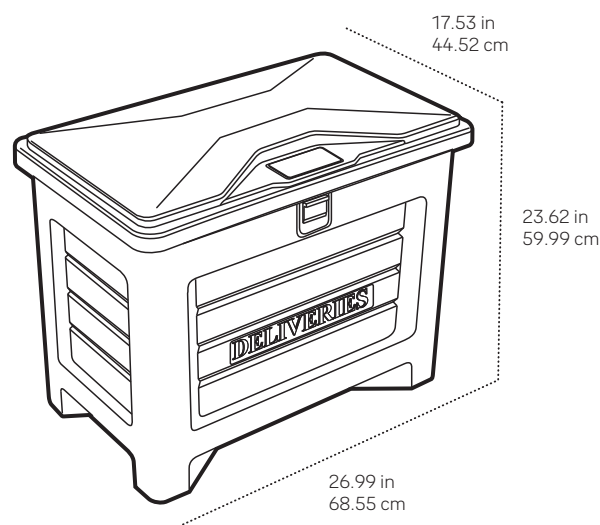
1-7/8" x 1-5/8" x 2"



Kent



Brighton



PRODUCT ID	PRODUCT NAME	LIST PRICE
Yale Cabinet Lock		
YRCB-490-BLE-WSP	Yale Smart Cabinet Lock with Bluetooth	184.00
YRCB-490-CB1-WSP	Yale Smart Cabinet Lock + Connect Wi-Fi Bridge	299.00
Yale Delivery Box		
YRBB-MD-KT-CB1-GRY	Yale Smart Delivery Box with Wi-Fi Kent	644.00
YRBB-MD-BR-CB1-BWN	Yale Smart Delivery Box with Wi-Fi, Brighton	527.00
YRBB-MD-KT-CB1K-GRY	Yale Smart Delivery Box with Wi-Fi and Smart Keypad, Kent	759.00
YRBB-MD-BR-CB1K-BWN	Yale Smart Delivery Box with Wi-Fi and Smart Keypad, Brighton	642.00
Yale Smart Keypad		
AYR-KP-BLE-GRY	Yale Smart Keypad	141.00

Assure Lock®

for Andersen® patio doors‡

Buying Group: Patio Door Lock - Pro

‡ Available on select hinged doors, see your supplier for details.



The Yale Assure Lock® for Andersen hinged patio and entry doors features a sleek design and allows you to monitor, lock and unlock your door from anywhere so you never have to worry about carrying or losing keys again. This lock is compatible with the A-Series Hinged Patio Doors, E-Series Patio Doors (March 2018 and newer), Entry Doors and Folding Patio Doors.

Assure Lock®

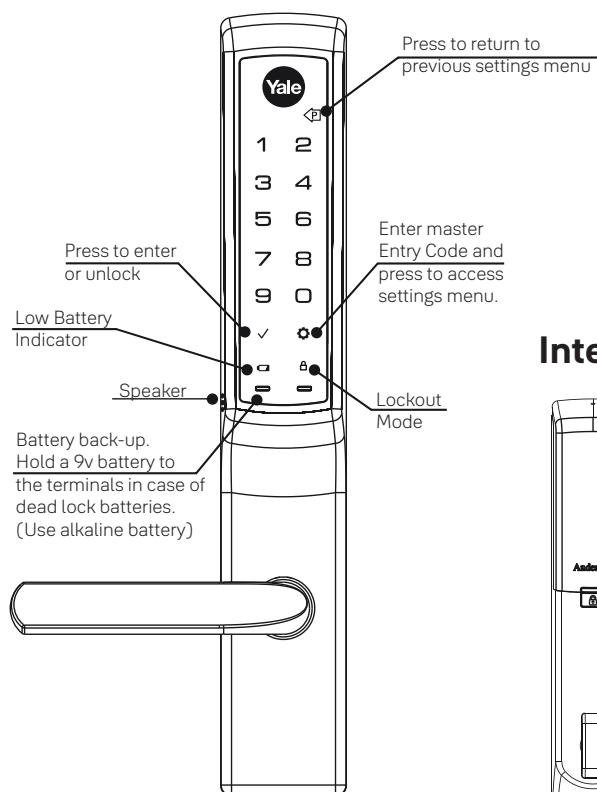
for Andersen® patio doors†

Buying Group: Patio Door Lock - Pro

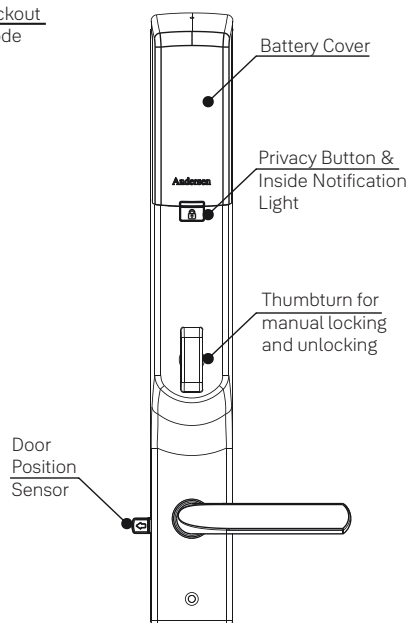


Assure Lock®
for Andersen® patio doors†


Exterior Touchscreen



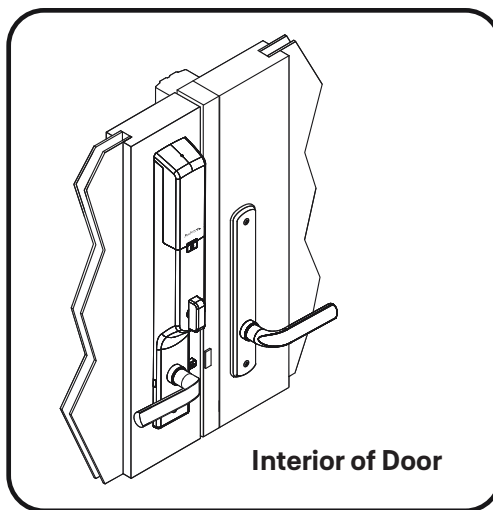
Interior



Exterior of Door



Interior of Door



Contact Support

1-855-213-5841 support@yalelocks.com

Assure Lock®

for Andersen® patio doors‡

Buying Group: Patio Door Lock - Pro

‡ Available on select hinged doors, see your supplier for details.

FUNCTIONS

NO.	DESCRIPTION
YRM276	KEY FREE TOUCHSCREEN DEADBOLT: Latch operated from outside by electronic touchscreen interaction, or inside by T-turn. Use a 9V battery backup on the outside as a override in case the batteries die.

STANDARD CASE QUANTITIES	BOX PACK
YRM276	4

PRODUCT SPECIFICATIONS

Inside The Box

- Assure Lock for Anderson Patio Doors
- 4 AA Alkaline Batteries
- Handle Kit
- Mounting Hardware and Strike
- Door Template
- Installation Manual
- Optional Network Module

Compatibility

Yale Assure Lock can be ordered with these new Andersen products.

- A-Series Hinged Patio Doors
- E-Series Hinged Ption Doors
- Complementary Curved Top Patio Doors
- Entranceway Doors

Warranty

For the original owner, one year warranty for electronics and lifetime limited warranty for finish and mechanical operation.

Batteries

4 AA Alkaline Batteries (Included)

Handing

Reversible; Self-handing (Please hand while in unlocked position)

Technology



PRODUCT ORDER STRING FOR ASSURE® LOCK FOR ANDERSEN® PATIO DOORS

Example: **YRM276-NR-619**

Model **YRM276:** Assure Lock® for Andersen® Patio Doors

Technology **NR:** No Module (Standalone)

ZW2: Z-Wave

CBA: Wi-Fi & Bluetooth

Finish **619:** Satin Nickel

WHT: White

BLK: Black

Assure Lock®

for Andersen® patio doors†

Buying Group: Patio Door Lock - Pro



PRODUCT SKU	FINISH	TECHNOLOGY	LIST PRICE
YRM276-NR-619	Satin Nickel	Standalone	935.00
YRM276-NR-BLK	Black	Standalone	935.00
YRM276-NR-WHT	White	Standalone	935.00
YRM276-ZW2-619	Satin Nickel	Z-Wave Plus	1065.00
YRM276-ZW2-BLK	Black	Z-Wave Plus	1065.00
YRM276-ZW2-WHT	White	Z-Wave Plus	1065.00
YRM276-CBA-619	Satin Nickel	Yale Access	1250.00
YRM276-CBA-BLK	Black	Yale Access	1250.00
YRM276-CBA-WHT	White	Yale Access	1250.00

Yale Edge Series®

Knobs and Levers

*NOTE - Not for Use with Commercial Hollow Metal Doors

Buying Group: Mechanical - Pro

YE
S E R I E S®

Athens



Sinclair




Waycross




Alpharetta




Keowee



Seabrook



Seabrook with
Square Rose



Edisto



Yale Edge Series offers attractive designs and finishes to meet the needs of today's housing market. All Yale Edge Series product is constructed to meet Grade 3 standards. Designed to fulfill the needs of the hardware market in attractive styles and current popular finishes. Whether your project includes town homes, condos, garden homes, or a single family home, look no further than Yale Edge Series to fulfill your door hardware needs with the Yale brand.








NOTE: Yale Edge Products ship from the QuickShip warehouse in Berlin, CT Only. Freight minimums are separate from AAG Factory items.

Yale Edge Series®

Knobs and Levers

Buying Group: Mechanical - Pro

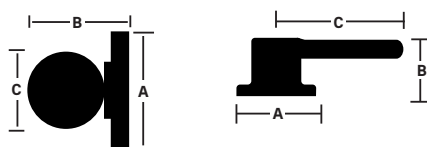



FUNCTIONS		
FUNCTION	NO.	DESCRIPTION
	80/81	DUMMY: For doors where only pull is required. (handing required Keowee only)
	10/11	PASSAGE: Latchbolt is operated by either knob/lever at all times. (levers: non-handed)
	20/21	PRIVACY: Latchbolt is operated by either knob/lever except when inside knob is locked by turn button. A coin turn releases turn button and unlocks outside knob/lever. (levers: non-handed)
	23*	PRIVACY: Latchbolt is operated by either lever except when inside lever is locked by Pushbutton. Pushbutton is released by a coin turn on outside or by turning inside lever. (specify handing)
	70	ENTRY KNOB: Guarded Latch bolt operated from outside by key. Inside by knob. Turn button Locks both knobs. Knobs unlock by key outside or by rotating inside turn button.
	71	ENTRY LEVER/LEVER: Guarded latch bolt operated from outside lever by key. Inside by lever. Turn button locks both levers. Levers unlock by key or by turning inside turn button.
	73*	ENTRY (LEVER/LEVER): Guarded latchbolt operated from outside by key; inside by lever. Pushbutton locks outside lever. Outside lever unlocks by key or by turning inside lever. (specify handing)

*ADA – Keypad interior locking

837 Combo Note: Keyed 70 knob and 82E deadbolt in one box and keyed alike.

DIMENSIONS	A	B	C
Athens	2 ⁷ / ₁₆ "	2 ³³ / ₆₄ "	2"
Sinclair	2 ⁷ / ₁₆ "	2 ³ / ₈ "	2 ¹³ / ₆₄ "
Waycross	2 ⁷ / ₁₆ "	2 ¹ / ₂ "	2 ⁷ / ₁₆ "
Alpharetta	2 ⁷ / ₁₆ "	2 ¹ / ₂ "	3 ⁴⁵ / ₆₄ "
Edisto	2 ⁷ / ₁₆ "	2 ⁷ / ₁₆ "	4 ⁷ / ₃₂ "
Keowee	2 ⁷ / ₁₆ "	2 ⁹ / ₁₆ "	4 ³ / ₃₂ "
Seabrook	2 ⁷ / ₁₆ "	2 ⁹ / ₁₆ "	4 ⁵ / ₁₆ "
Seabrook SQ	2 ¹ / ₂ "	2 ⁹ / ₁₆ "	4 ⁵ / ₁₆ "



PRODUCT SPECIFICATIONS	
Door Specs	2 ¹ / ₈ " Face Bore, 1" Edge Bore, 2 ³ / ₈ " or 2 ³ / ₄ " Backset Latch Face 1" x 2 ¹ / ₄ " RC (Round Corner)
Latch	RC Adjustable only for 2 ³ / ₈ " or 2 ³ / ₄ " Backset
Door Thickness	1 ³ / ₈ " to 1 ³ / ₄ " (includes handleset)
Cylinder	5 Pin Cylinder (KW-1 Compatible) SC-1 Cylinder (availability: Keowee, Sinclair, Seabrook, Lenoir and deadbolts; US15 and 10BP finishes)
Keying	KA5
Faceplate	1" W x 2 ¹ / ₄ " H RC (Round Corner)
Strike	2 ¹ / ₂ " Full Lip RC (Round Corner)
Deadbolts	Meets ADA Guidelines 

Standard Case Quantities - Enter the exact number of individual units required. As an example: If there are 30 units in a case and you require 1 case, enter 30 in the "quantity" space. See below for an example of standard case quantities.

STANDARD CASE QUANTITIES (YE SERIES)	
	Box Pack(SP)
Dummy	30
Knobs	30
Levers	20
Deadbolts	30
Combo Sets	10
Handlesets	6

KEYING OPTIONAL	
KWKD & SCKD ships as the default. Add keying options.	
Keyed Alike or Keyed Different Upcharges are: List \$3.00	KWKA: Kwikset Keyed Alike SCKA: Schlage Keyed Alike
Master Key/ Builder Key upcharge are List: \$9.20	KWKD: Kwikset Keyed Different KWMK: Kwikset Master Key Keyed Different KWKAMK: Kwikset Master Key Keyed Alike KWBKMK: Kwikset Builder Key Keyed Different KWKABKMK: Kwikset Builder Key Keyed Alike SCKD: Schlage Keyed Different SCMK: Schlage Master Key Keyed Different SCKAMK: Schlage Master Key Keyed Alike SCBKMK: Schlage Builder Key Keyed Different SCKABKMK: Schlage Builder Key Keyed Alike

Yale Edge Series®

Knob and Lever Price List

Buying Group: Mechanical - Pro



BOX PACK LIST PRICE

DESIGN	FUNCTION BHMA	NO	US3 605	10BP	US15 619	US32D 630	BLK	US26 625	US26D 626
Athens (AT)	Dummy	80	10.50	13.10	10.50	10.50	N/A	N/A	N/A
	Passage	10	24.10	28.80	24.10	24.10	N/A	N/A	N/A
	Privacy	20	25.50	29.50	25.50	25.50	N/A	N/A	N/A
	Entry	70	28.90**	33.50**	28.90**	28.90**	N/A	N/A	N/A
	Combo	837	57.40	67.40	57.40	57.40	N/A	N/A	N/A
Sinclair (SN)	Dummy	80	10.50	13.10	10.50	N/A	10.50	N/A	N/A
	Passage	10	24.10	28.80	24.10	N/A	24.10	N/A	N/A
	Privacy	20	25.50	29.50	25.50	N/A	25.50	N/A	N/A
	Entry	70	28.90**	33.50**	28.90**	N/A	28.90**	N/A	N/A
	Combo	837	57.40	67.40	57.40	N/A	57.40	N/A	N/A
Waycross (WA)	Dummy	80	N/A	13.20	12.20	N/A	12.20	N/A	N/A
	Passage	10	N/A	29.90	27.20	N/A	27.20	N/A	N/A
	Privacy	20	N/A	30.90	28.00	N/A	28.00	N/A	N/A
	Entry	70	N/A	34.60	31.50	N/A	31.50	N/A	N/A
	Combo	837	N/A	N/A	N/A	N/A	N/A	N/A	N/A
Alpharetta (AL)	Dummy	81	18.00	20.80	18.00	N/A	N/A	N/A	N/A
	Passage	11	36.90	41.60	36.90	N/A	N/A	N/A	N/A
	Privacy	21	38.00	43.50	38.00	N/A	N/A	N/A	N/A
	Entry	71	49.80	56.40	49.80	N/A	N/A	N/A	N/A
	Privacy-ADA*	23	N/A	N/A	41.80	N/A	N/A	N/A	N/A
	Entry-ADA*	73	N/A	N/A	53.70	N/A	N/A	N/A	N/A
Edisto (ED)	Dummy	81	N/A	20.80	18.00	N/A	N/A	N/A	18.00
	Passage	11	N/A	41.60	36.90	N/A	N/A	N/A	36.90
	Privacy	21	N/A	43.50	38.00	N/A	N/A	N/A	38.00
	Entry	71	N/A	56.40	49.80	N/A	N/A	N/A	49.80
	Privacy-ADA*	23	N/A	N/A	41.80	N/A	N/A	N/A	41.80
Keowee (KW)	Dummy	81	18.00	20.80	18.00	N/A	18.00	N/A	N/A
	Passage	11	36.90	41.60	36.90	N/A	36.90	N/A	N/A
	Privacy	21	38.00	43.50	38.00	N/A	38.00	N/A	N/A
	Entry	71	49.80	56.40	49.80	N/A	49.80	N/A	N/A
	Privacy-ADA*	23	N/A	47.40	41.80	N/A	N/A	N/A	N/A
	Entry-ADA*	73	N/A	60.40	53.70	N/A	N/A	N/A	N/A
Seabrook (SB)	Dummy	81	N/A	20.80	18.00	N/A	N/A	N/A	N/A
	Passage	11	N/A	41.60	36.90	N/A	N/A	N/A	N/A
	Privacy	21	N/A	43.50	38.00	N/A	N/A	N/A	N/A
	Entry	71	N/A	56.40	49.80	N/A	N/A	N/A	N/A
	Privacy-ADA*	23	N/A	47.40	41.80	N/A	N/A	N/A	N/A
Seabrook SQR Rose (SBSQ)	Dummy	81	N/A	27.20	23.40	N/A	23.40	23.40	N/A
	Passage	11	N/A	53.60	46.70	N/A	46.70	46.70	N/A
	Privacy	21	N/A	56.50	49.10	N/A	49.10	49.10	N/A
	Entry	71	N/A	69.40	62.30	N/A	62.30	62.30	N/A

Note: Only Keowee Dummy and interior trim packs are handed.

*ADA – Keypad interior locking

**Specify KW-1 or SC-1 compatible cylinder.

Yale Edge Series®

Deadbolts and Handlesets

Buying Group: Mechanical - Pro



Lenoir




Johns Creek



Meyer Park



Deadbolt One Sided
with Plate



Deadbolt One Way



Square Deadbolt



Standard Single
Deadbolt



Yale Edge Series offers attractive designs and finishes to meet the needs of today's housing market. All Yale Edge Series product is constructed to meet Grade 3 standards. Designed to fulfill the needs of the hardware market in attractive styles and current popular finishes. Whether your project includes town homes, condos, garden homes, or a single family home, look no further than Yale Edge Series to fulfill your door hardware needs with the Yale brand.





NOTE: Yale Edge Products ship from the QuickShip warehouse in Berlin, CT Only. Freight minimums are separate from AAG Factory items.

Yale Edge Series®

Deadbolts and Handlesets

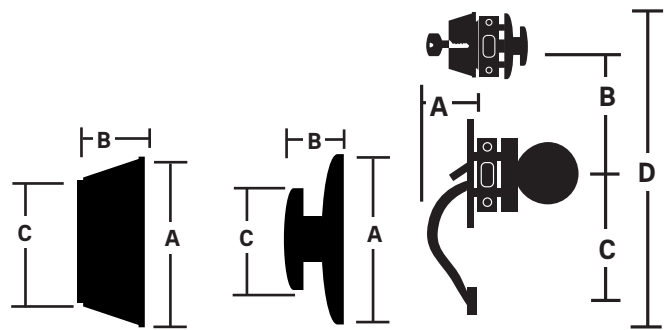
Buying Group: Mechanical - Pro



FUNCTIONS		
FUNCTION	NO.	DESCRIPTION
	82E	SINGLE CYLINDER: Latch operated from the outside by key, inside by T-turn.
	82ESQ	
	860E	ONE SIDED DEADBOLT WITH PLATE: No cylinder. Latch operated by the T-turn on the inside. For doors bored completely through.
	880E	ONE WAY DEADBOLT: No cylinder. Latch operated by the T-turn on the inside. For doors not bored completely through.
	927E	SINGLE CYLINDER: Thumbpiece retracts latch from exterior side. Knob or lever retracts latch from interior side. Deadbolt latch retracts with key from exterior side, T-turn retracts deadbolt latch from interior side.
	928E	
	929E	

DIMENSIONS	A	B	C
Deadbolt Interior	2 1/2"	1 5/16"	2"
Deadbolt Exterior	2 1/2"	1"	1 7/8"
Square Deadbolt Interior	2 1/2"	7/8"	1 15/16"
Square Deadbolt Exterior	2 1/2"	7/8"	2 1/2"

DIMENSIONS	A	B	C	D
Johns Creek	2 3/4"	5 1/2"	8 1/2"	19 1/4"
Lenoir	2 3 1/4"	5 1/2"	8 3/8"	18"
Meysers Park	2 3/8"	5 1/2"	8 1/2"	19 3/8"



1-3/8" to 1-3/4" door thickness

KEYING OPTIONAL

KWKD & SCKD ships as the default. Add keying options.

Keyed Alike or Keyed Different Upcharges are:
List \$3.00

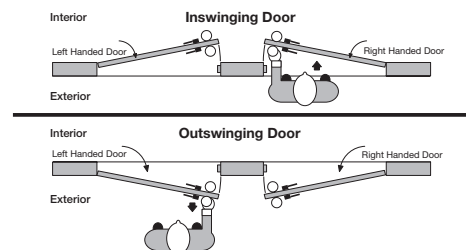
Master Key/Builder Key upgrades are:
List: \$9.20

KWKD: Kwikset Keyed Different
KWMD: Kwikset Master Key Keyed Different
KWKAMK: Kwikset Master Key Keyed Alike
KWBKMK: Kwikset Builder Key Keyed Different
KWKABKMK: Kwikset Builder Key Keyed Alike
SCKD: Schlage Keyed Different
SCMK: Schlage Master Key Keyed Different
SCKAMK: Schlage Master Key Keyed Alike
SCBKMK: Schlage Builder Key Keyed Different
SCKABKMK: Schlage Builder Key Keyed Alike

HOW TO DETERMINE HANDING OF DOORS

- The handing of a door is always determined by facing the exterior of a door.
- If the hinge is on the left side of the door, the door is left handed (LH).
- If the hinge is on the right side of the door, the door is right handed (RH).
- To order a handed product, specify LH or RH. Not all products are handed; only specify handing when required.

ADA, Dummies, and Interior Packs require handing. Handing required for Keowe.



Yale Edge Series®

Deadbolts and Handlesets

Buying Group: Mechanical - Pro



BOX PACK LIST PRICE								
DESIGN	FUNCTION	NO	US3	10BP	US15	US32D	BLK	US26D
	BHMA		605		619	630		626
Deadbolt	Single Cylinder	82E	28.50**	33.80	28.50**	28.50	28.50**	28.50
Deadbolt SQ	Single Cylinder	82ESQ	N/A	59.20**	49.30**	N/A	49.30**	N/A
Deadbolt	Oneside w/plate	860E	N/A	19.70	18.30	N/A	N/A	18.30
Deadbolt	Oneway	880E	N/A	16.30	15.80	N/A	N/A	15.80
Johns Creek	Handleset	929E	N/A	158.00**	158.00**	N/A	158.00** Coming soon	
(JC)	Note: Price includes interior trim. Sinclair interior only.							
Lenoir	Handleset	927E	158	158.00**	158.00**	N/A	158.00**	
(LN)	Note: Price includes interior trim							
Meyers Park	Handleset	928E	N/A	158.00**	158.00**	N/A	N/A	
(MP)	Note: Price includes interior trim							
Available Interior Trim	Athens		A	A	N/A	A	N/A	
	Sinclair		N/A	A	A	N/A	A	
	Waycross		N/A	A	A	N/A	N/A	
	Alpharetta		A	A	A	N/A	N/A	
	Edisto		N/A	N/A	N/A	N/A	N/A	
	Keowee		N/A	A	A	N/A	N/A	
	Seabrook*		N/A	A	A	N/A	A	
Interior Trim	(Priced separately)	720E	25.00	25.00	25.00	25.00	25.00	

*Round rose only.

**Specify KW-1 or SC-1 compatible cylinder.

Yale Edge Series®

Accessories

Buying Group: Mechanical - Pro



YALE EDGE SERIES DRIVE IN LATCH

Description	Qty	Model No.	
YE Drive In Adjustable Pass/Priv Latch US26 Knob	1	YR01B176	7.00
YE Drive In Adjustable Pass/Priv Latch US26 Lever	1	YR01B176L	7.00
YE Drive In Adjustable Entry Latch US26 Knob	1	YR01B276	7.00
YE Drive In Adjustable Entry Latch US26 Lever	1	YR01B276L	7.00
YE Drive In Adjustable Deadbolt Latch US26	1	YR01B476	7.00

YALE EDGE SERIES ROUND CORNER ADJUSTABLE LATCH

Description	Qty	Model No.	
YE Round Corner Adjustable Pass/Priv Latch US26 Knob	1	YR01B146	7.00
YE Round Corner Adjustable Pass/Priv Latch US26 Lever	1	YR01B156	7.00
YE Round Corner Adjustable Entry Latch US26 Knob	1	YR01B246	7.00
YE Round Corner Adjustable Entry Latch US26 Lever	1	YR01B256	7.00
YE Round Corner Adjustable Deadbolt Latch US26	1	YR01B446	7.00
YE Round Corner Adjustable Pass/Priv Latch 10BP Knob	1	YR01B14K	7.00
YE Round Corner Adjustable Pass/Priv Latch 10BP Lever	1	YR01B15K	7.00
YE Round Corner Adjustable Entry Latch 10BP Knob	1	YR01B24K	7.00
YE Round Corner Adjustable Entry Latch 10BP Lever	1	YR01B25K	7.00
YE Round Corner Adjustable Deadbolt Latch 10BP	1	YR01B44K	7.00

YALE EDGE SERIES CYLINDER

Description	Qty	Model No.	
YE Sinclair Entry Cylinder & 2 keys KW US15	1	YR06B00N	15.00
YE Lever Entry Cylinder & 2 keys KW US15	1	YR06B01N	15.00
YE Lever ADA Entry Cylinder & 2 keys KW US15	1	YR06B02N	15.00
YE Deadbolt Cylinder & 2 keys KW US15	1	YR06B10N	15.00
YE Sinclair Entry Cylinder & 2 keys KW BLK	1	YR06B00B	15.00
YE Deadbolt Cylinder & 2 keys KW BLK	1	YR06B10B	15.00
YE Deadbolt Cylinder & 2 keys SC1 BLK	1	YR06B11B	15.00

Pocket Door Locks

Buying Group: Mechanical - Pro



Installs with just a screwdriver on pocket doors for automatic latching. Just close the door and it is latched. Unlock with a thumbturn on the interior. Universal handing, one lock functions in both right or left slide direction.

PRODUCT SPECIFICATIONS

Door Specs	Fits both 1 ³ / ₈ " and 1 ³ / ₄ " doors 2 ³ / ₈ " backset only Used standard 2 ¹ / ₈ " facebore and 1" edge bore.
-------------------	--

BOX PACK LIST PRICE

FUNCTION	NO	10BP	US15	BLK
BHMA			619	
Passage	10PD	27.00	27.00	27.00
Privacy	20PD	28.00	28.00	28.00

YH Collection® Knobs

Check for availability

A= Available L= Limited availability

Buying Group: Mechanical - Retail




Bridgeport




Dartmouth



Cambridge



Oxford



The YH Collection continues a legacy of distinctive design, high manufacturing standards and demanding performance started by Linus Yale in the mid -19th century. The YH Collection leverages years of engineering refinement with artful execution to offer a series of ANSI Grade 2 superior light commercial quality locks that will beautifully serve any home for generations. They offer superior functionality such as push-button locking and removable knobs for simple re-keying.





YH Collection® Knobs

Check for availability

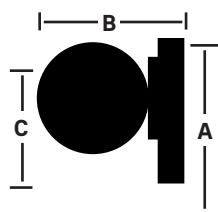
A= Available L= Limited availability

Buying Group: Mechanical - Retail



FUNCTIONS		
FUNCTION	NO.	DESCRIPTION
	80	DUMMY: For doors where only pull is required.
	10	PASSAGE: Latchbolt is operated by either knob at all times.
	20	PRIVACY: Latchbolt is operated by either knob except when inside knob is locked by push button. Push button is released by special emergency key on outside or by turning inside knob.
	70	ENTRY: Guarded latchbolt operated from outside by key; inside by knob. Push button locks outside knob. Outside knob unlocks by key or by turning inside knob.

DIMENSIONS	A	B	C
Bridgeport	2 ⁹ / ₁₆ "	2 ⁹ / ₁₆ "	2"
Oxford	2 ⁹ / ₁₆ "	2 ¹ / ₄ "	2 ¹ / ₈ "
Cambridge	2 ⁹ / ₁₆ "	2 ¹ / ₄ "	2 ⁵ / ₆₄ "
Dartmouth	2 ⁹ / ₁₆ "	2 ³ / ₈ "	2 ¹ / ₂ "



KEYING OPTIONAL

KWKD ships as the default. Add keying options.

Keyed Alike or Keyed Different Upcharges are:
List: \$2.50

KWKA: Kwikset Keyed Alike

Master Key/ Builder Key upgrades are
List: \$7.50

KWKD: Kwikset Keyed Different

KWMK: Kwikset Master Key Keyed Different

KWKAMK: Kwikset Master Key Keyed Alike

KWBKMK: Kwikset Builder Key Keyed Different

KWKABKMK: Kwikset Builder Key Keyed Alike

PRODUCT SPECIFICATIONS

Door Specs 2¹/₂" Face Bore,
1" Edge Bore,
2³/₈" or 2³/₄" Backset
Box Pack:
Latch Face 1" x 2¹/₄"
RC (Round corner; Square corner optional)

Latch Box Pack:
Adjustable 2³/₈" to 2³/₄" RC (Round Corner)


Door Thickness 1³/₈" to 1³/₄"

Cylinder 6 Pin KW-1 Standard (SC-1 Optional)

Keying Box Pack:
KA3 (Keyed Alike)

Faceplate 1" W x 2¹/₄" H
RC (Round Corner)

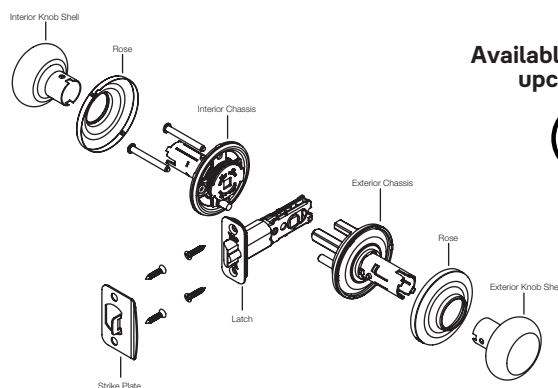
Strike Box Pack: 2¹/₂" Full Lip
RC (Round Corner)

Certified ANSI/BHMA A156.2 Series 4000 
Grade 2

Standard Case Quantities - Enter the exact number of individual units required. As an example: If there are 24 units in a case and you require 1 case, enter 24 in the "quantity" space. See below for an example of standard case quantities.

STANDARD CASE QUANTITIES (YH COLLECTION)

	Box Pack(SP)	Clear View(CV)
Dummy	12	6 Pair
Knobs	24	6
Levers	12	6
Deadbolts	12	6
Combo Sets	12	6



Available with upcharge.



Price List

Check for availability

A= Available L= Limited availability

Buying Group: Mechanical - Retail



Decorative Rosettes

Flat Square 2-9/16" W x 2-9/16" H
Center Hole: 1-1/32"

Assure **Flat Square**

Pair with all 'YH' knob styles through factory direct orders and QuickShip.

Rosette Availability	US3	• US10BP	• US15	• BSP	• US26	• US26D	List Upcharge Full Lockset	Dummy
Flat Square (L)							16.00	8.00
Assure (L)	•	•	•	•				

Note: Decorative rosettes ship separate as kit.

BOX PACK LIST PRICE

Knobs

Featuring Push Button Locking with Free Interiors

DESIGN	FUNCTION	NO	US3	US5	US15	GM	BSP	US15A	10BP
	BHMA		605	626	609	619	Gun Metal	Black Suede	
								625	620
Bridgeport (BP)	Dummy	80	14.50L	N/A	N/A	14.50L	N/A	N/A	N/A
	Passage	10	36.60A	N/A	N/A	36.60A	N/A	N/A	N/A
	Privacy	20	42.00A	N/A	N/A	42.00A	N/A	N/A	N/A
	Entry	70	70.20A	N/A	N/A	70.20A	N/A	N/A	N/A
Cambridge (CB)	Dummy	80	14.50A	14.50L	N/A	14.50A	14.50A	14.50A	15.50L
	Passage	10	36.60A	36.60L	36.60A	36.60A	36.60A	36.60A	38.60L
	Privacy	20	42.00A	N/A	N/A	42.00A	42.00A	42.00A	44.00L
	Entry	70	70.20A	70.20L	N/A	70.20A	70.20L	70.20A	72.20L
Dartmouth (DM)	Dummy	80	25.00A	N/A	N/A	25.00A	25.00L	25.00L	N/A
	Passage	10	57.10A	N/A	N/A	57.10A	57.10L	57.10L	N/A
	Privacy	20	61.60A	N/A	N/A	61.60A	61.60L	61.60L	N/A
	Entry	70	82.80A	N/A	N/A	82.80A	82.80L	82.80L	N/A
Oxford (XF)	Dummy	80	N/A	N/A	N/A	14.50A	N/A	N/A	N/A
	Passage	10	N/A	N/A	N/A	36.60A	N/A	N/A	N/A
	Privacy	20	N/A	N/A	N/A	42.00A	N/A	N/A	N/A
	Entry	70	N/A	N/A	N/A	70.20A	N/A	N/A	N/A

A = Available

L = Limited Availability

AVAILABLE OPTIONS – Check for availability BOX PACK ONLY

LIST PRICE UPCHARGE

Rosettes - Flat Square	Full Lockset	16.00
Rosettes - Flat Square	Dummy	8.00
Rosettes - Assure	Full Lockset	16.00
Rosettes - Assure	Dummy	8.00

AVAILABLE OPTIONS – Check for availability BOX PACK ONLY

LIST PRICE UPCHARGE











Page 48	YH Collection Series Latches	NC when specified
Page 62	T-Strikes	1.40
Page 62	A.S.A. 4 7/8" Strike	6.80
Page 62	Other Lockset Strikes	NC when specified
Page 63	Additional keying options	
Extension Kit 2 to 2 1/4" YH Knobs/Levers (Passage) # YR076100		5.00 (specify finish)

YH Collection® Levers

Check for availability

A= Available L= Limited availability

Buying Group: Mechanical - Retail



YH Collection levers offer a range of designs with sculptured roses and delicately crafted curves. The "non-handed" design and strength of the interior sub-assemblies allow for quick and easy installation and years of secure operation. All YH Collection products are ANSI Grade 2 superior light commercial quality.







YH Collection® Levers

Check for availability

A= Available L= Limited availability

Buying Group: Mechanical - Retail



FUNCTIONS		
FUNCTION	NO.	DESCRIPTION
	81	DUMMY: For doors where only pull is required. (handing required)
	11	PASSAGE: Latchbolt is operated by either lever at all times. (non-handed)
	21	PRIVACY: Latchbolt is operated by either lever except when inside lever is locked by push button. Push button is released by coin release slot on outside or by turning inside lever. (non-handed)
	71	ENTRY (LEVER/LEVER): Guarded latchbolt operated from outside by key; inside by lever. Push button locks outside lever. Outside lever unlocks by key or by turning inside lever. (nonhanded)
	76	CLASSROOM: Guarded latchbolt operated by either lever except when outside lever is locked by outside key. Inside lever is always free. (handing required)
	79	STOREROOM: ADA Guarded latchbolt operated from outside lever by key; inside by lever. Outside lever fixed until cylinder is unlocked by key. Key captured until cylinder is locked. Inside lever is always free. (handing required)

Standard Case Quantities - Enter the exact number of individual units required. As an example: If there are 24 units in a case and you require 1 case, enter 24 in the "quantity" space. See below for an example of standard case quantities.

STANDARD CASE QUANTITIES (YH COLLECTION)	BOX PACK(SP)	CLEAR VIEW(CV)
Dummy	12	6 Pair
Knobs	24	6
Levers	12	6
Deadbolts	12	6
Combo Sets	12	6

KEYING OPTIONAL

KWKD ships as the default. Add keying options.

Keyed Alike or Keyed Different
Upcharges are:
List \$2.50

KWKA: Kwikset Keyed Alike

Master Key/Builder Key
upgrades are
List: \$7.50

KWKD: Kwikset Keyed Different

KWMK: Kwikset Master Key Keyed Different

KWKAMK: Kwikset Master Key Keyed Alike

KWBMK: Kwikset Builder Key Keyed Different

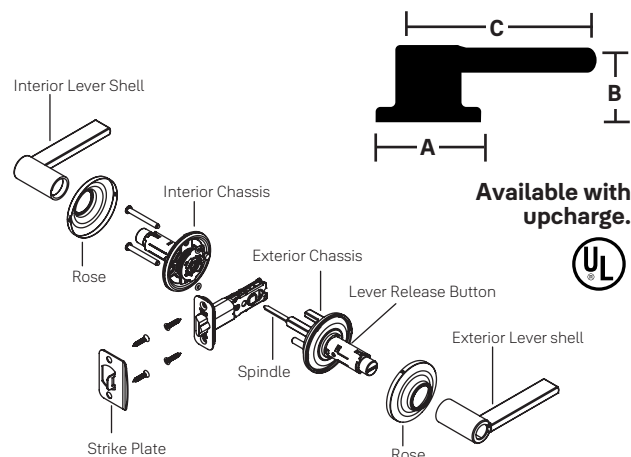
KWKABMK: Kwikset Builder Key Keyed Alike

PRODUCT SPECIFICATIONS

Door Specs	2 1/8" Face Bore, 1" Edge Bore, 2 3/8" or 2 3/4" Backset Box Pack: Latch Face 1" x 2 1/4" RC (Round corner; Square corner optional)
Latch	Box Pack: Adjustable 2 3/8" or 2 3/4" RC (Round Corner)
Door Thickness	1 3/8" to 1 3/4"
Cylinder	6 Pin KW-1 Standard (SC-1 Optional)
Keying	Box Pack: KA3 (Keyed Alike)
Faceplate	1" W x 2 1/4" H RC (Round Corner)
Strike	Box Pack: 2 1/4" Full Lip RC (Round Corner)
Certified ANSI/BHMA	A156.2 Series 4000 Grade 2



DIMENSIONS	A	B	C
Academy	2 1/8"	2 1/8"	4 1/4"
Augusta	2 1/8"	2 1/2"	4 3/4"
Charleston	2 1/8"	2 1/2"	5 3/8"
Delaware	2 1/8"	2 3/4"	4 5/8"
Kincaid	2 1/8"	2 7/8"	4 1/2"
Kincaid Black Insert	2 1/8"	2 7/8"	4 1/2"
Marina	2 1/8"	3 1/8"	4 7/8"
McClure	2 1/8"	2 7/8"	4 3/4"
Milan	2 1/8"	2 7/8"	4 1/4"
Monroe	2 1/8"	2 7/8"	4 5/8"
Norwood	2 1/8"	2 1/2"	4 7/32"
Pacific Beach	2 1/8"	2 1/8"	4 3/4"
Valdosta	2 1/8"	2 1/2"	4 5/8"



Available with upcharge.



YH Collection® Levers

Check for availability

A = Available L = Limited availability

Buying Group: Mechanical - Retail



Decorative Rosettes

Flat Round 2-9/16" Dia
Center Hole: 1-1/32"

Flat Square 2-9/16" W x 2-9/16" H
Center Hole: 1-1/32"

Flat Round Flat Square Assure

Pair with all 'YH' knob styles through factory direct orders and QuickShip.

Rosette Availability	US3	US10BP	US15	BSP	US26	US26D	List Upcharge Full Lockset	Dummy
Flat Round (L)	•	•	•	•	•	•	10.00	5.00
Flat Square (L)	•	•	•	•	•	•	16.00	8.00
Assure (L)	•	•	•	•	•	•	16.00	8.00

Note: Decorative rosettes ship separate as kit.

BOX PACK LIST PRICE

Featuring Push Button Locking with Free Interiors

DESIGN	FUNCTION	NO	US3 605	US26 625	US26D 626	US5 609	US15 619	US15A 620	GM Gun Metal	BSP Black Suede	US10BP
Academy (AC)	Dummy	81	N/A	N/A	27.00A	N/A	27.00A	N/A	N/A	N/A	N/A
	Passage	11	N/A	N/A	63.50A	N/A	63.50A	N/A	N/A	N/A	N/A
	Privacy**	21	N/A	N/A	67.70A	N/A	67.70A	N/A	N/A	N/A	N/A
	Entry (Lever/Lever)**	71	N/A	N/A	105.00A	N/A	105.00A	N/A	N/A	N/A	N/A
	Storeroom	79	N/A	N/A	105.00***L	N/A	105.00***L	N/A	N/A	N/A	N/A
Augusta (AU)	Dummy	81	28.00L	N/A	N/A	N/A	28.00L	N/A	N/A	N/A	29.00L
	Passage	11	67.00L	N/A	N/A	N/A	67.00L	N/A	N/A	N/A	69.00L
	Privacy**	21	75.00L	N/A	75.00L	N/A	75.00L	N/A	N/A	N/A	77.00L
	Entry (Lever/Lever)**	71	113.00L	N/A	N/A	N/A	113.00L	N/A	N/A	N/A	115.00L
	Classroom	76	N/A	N/A	113.00L	N/A	N/A	N/A	N/A	N/A	N/A
	Storeroom	79	N/A	N/A	113.00L	N/A	113.00L	N/A	N/A	N/A	N/A
Charleston (CH)	Dummy	81	N/A	N/A	28.00A	N/A	28.00A	N/A	N/A	28.00A	N/A
	Passage	11	N/A	N/A	67.00A	N/A	67.00A	N/A	N/A	67.00A	N/A
	Privacy**	21	N/A	N/A	75.00A	N/A	75.00A	N/A	N/A	75.00A	N/A
	Entry (Lever/Lever)**	71	N/A	N/A	113.00A	N/A	113.00A	N/A	N/A	113.00A	N/A
Delaware (DW)	Dummy	81	N/A	N/A	N/A	N/A	28.00A	N/A	N/A	28.00A	N/A
	Passage	11	N/A	N/A	N/A	N/A	67.00A	N/A	N/A	67.00A	N/A
	Privacy**	21	N/A	N/A	N/A	N/A	75.00A	N/A	N/A	75.00A	N/A
	Entry (Lever/Lever)**	71	N/A	N/A	N/A	N/A	113.00A	N/A	N/A	113.00A	N/A
Kincaid (KC)	Dummy	81	32.70A	N/A	N/A	N/A	32.70L	N/A	N/A	32.70L	33.70A
	Passage	11	75.00A	N/A	N/A	N/A	75.00A	N/A	N/A	75.00L	77.00A
	Privacy**	21	79.00A	N/A	N/A	N/A	79.00A	N/A	N/A	79.00L	81.00A
	Entry (Lever/Lever)**	71	118.00A	N/A	N/A	N/A	118.00A	N/A	N/A	N/A	120.00A
Kincaid Black Insert (KCB)	Dummy	81	37.00A	N/A	N/A	N/A	37.00A	N/A	N/A	N/A	38.00A
	Passage	11	95.60A	N/A	N/A	N/A	95.60A	N/A	N/A	N/A	97.60A
	Privacy**	21	102.00A	N/A	N/A	N/A	102.00A	N/A	N/A	N/A	104.00A
	Entry (Lever/Lever)**	71	128.00A	N/A	N/A	N/A	128.00A	N/A	N/A	N/A	130.00A
Marina (MA)	Dummy	81	N/A	28.00L	N/A	N/A	28.00L	N/A	N/A	N/A	29.00L
	Passage	11	N/A	N/A	N/A	N/A	67.00A	N/A	N/A	N/A	69.00A
	Privacy*	21	N/A	N/A	N/A	N/A	75.00L	N/A	N/A	N/A	77.00L
	Entry (Lever/Lever)**	71	N/A	113.00L	N/A	N/A	N/A	N/A	N/A	N/A	115.00L
McClure (MC)	Dummy	81	27.00L	N/A	N/A	N/A	N/A	N/A	N/A	N/A	28.00L
	Passage	11	63.50A	N/A	N/A	N/A	63.50L	N/A	N/A	N/A	65.50A
	Privacy**	21	67.70A	N/A	N/A	N/A	67.70L	N/A	N/A	N/A	69.70A
	Entry (Lever/Lever)**	71	105.00A	N/A	N/A	N/A	105.00L	N/A	N/A	N/A	107.00A
Milan (MN)	Dummy	81	27.00L	27.00L	N/A	N/A	N/A	N/A	N/A	N/A	N/A
	Passage	11	63.50L	63.50L	N/A	N/A	63.50L	N/A	N/A	N/A	N/A
	Privacy**	21	67.70L	67.70L	N/A	N/A	67.70L	N/A	N/A	N/A	N/A
	Entry (Lever/Lever)**	71	105.00L	105.00L	N/A	N/A	105.00L	N/A	N/A	N/A	N/A

** ADA Push Button Locking

A = Available

L = Limited Availability

YH Collection® Levers

Check for availability

A= Available L= Limited availability

Buying Group: Mechanical - Retail



BOX PACK LIST PRICE Featuring Push Button Locking with Free Interiors

DESIGN	FUNCTION BHMA	NO	US3 605	US26 625	US26D 626	US5 609	US15 619	US15A 620	GM Gun Metal	BSP Black Suede	US10BP
Monroe (MO)	Dummy	81	N/A	N/A	28.00A	N/A	N/A	N/A	N/A	N/A	N/A
	Passage	11	N/A	N/A	67.00A	N/A	67.00A	N/A	N/A	67.00	N/A
	Privacy**	21	N/A	N/A	75.00A	N/A	N/A	N/A	N/A	N/A	N/A
	Entry (Lever/Lever)**	71	N/A	N/A	113.00A	N/A	N/A	N/A	N/A	N/A	N/A
Norwood (NW)	Dummy	81	N/A	27.00L	27.00L	N/A	N/A	27.00A	N/A	N/A	N/A
	Passage	11	63.50A	63.50A	63.50A	63.50A	63.50A	63.50A	63.50A	63.50A	65.50A
	Privacy**	21	67.70A	67.70A	67.70A	67.70A	67.70A	67.70A	67.70A	67.70A	69.70A
	Entry (Lever/Lever)**	71	105.00A	105.00A	105.00A	105.00A	105.00A	105.00A	105.00A	105.00A	107.00A
	Storeroom	79	N/A	N/A	105.00L	N/A	N/A	N/A	N/A	N/A	N/A
Pacific Beach (PB)	Dummy	81	28.00A	N/A	28.00A	N/A	28.00A	N/A	N/A	N/A	N/A
	Passage	11	67.00A	N/A	67.00A	N/A	67.00A	N/A	N/A	N/A	N/A
	Privacy**	21	75.00A	N/A	75.00A	N/A	N/A	N/A	N/A	N/A	N/A
	Entry (Lever/Lever)**	71	113.00A	N/A	113.00A	N/A	113.00A	N/A	N/A	N/A	N/A
Valdosta (VL)	Dummy	81	N/A	28.00A	28.00A	N/A	28.00A	N/A	N/A	28.00A	29.00A
	Passage	11	N/A	67.00A	67.00A	N/A	67.00A	N/A	N/A	67.00A	69.00A
	Privacy**	21	N/A	75.00A	N/A	N/A	75.00A	N/A	N/A	75.00A	77.00A
	Entry (Lever/Lever)**	71	N/A	113.00A	113.00A	N/A	113.00A	N/A	N/A	113.00A	115.00A
Valdosta SQR Rose (VLSQ)	Dummy	81	N/A	N/A	36.00A	N/A	36.00A	N/A	N/A	36.00A	N/A
	Passage	11	N/A	N/A	83.00A	N/A	83.00A	N/A	N/A	83.00A	N/A
	Privacy**	21	N/A	N/A	91.00A	N/A	91.00A	N/A	N/A	91.00A	N/A
	Entry (Lever/Lever)**	71	N/A	N/A	129.00A	N/A	129.00A	N/A	N/A	129.00A	N/A

** ADA Push Button Locking

A = Available

L = Limited Availability

AVAILABLE OPTIONS – Check for availability BOX PACK ONLY

LIST PRICE UPCHARGE

Rosettes - Flat Round	Full Lockset	10.00
Rosettes - Flat Round	Dummy	5.00
Rosettes - Flat Square	Full Lockset	16.00
Rosettes - Flat Square	Dummy	8.00
Rosettes - Assure	Full Lockset	16.00
Rosettes - Assure	Dummy	8.00

AVAILABLE OPTIONS – Check for availability BOX PACK ONLY

LIST PRICE UPCHARGE

Page 48	YH Collection Series Latches	NC when specified
Page 62	T-Strikes	1.40
Page 62	A.S.A. 4 7/8" Strike	6.80
Page 62	Other Lockset Strikes	NC when specified

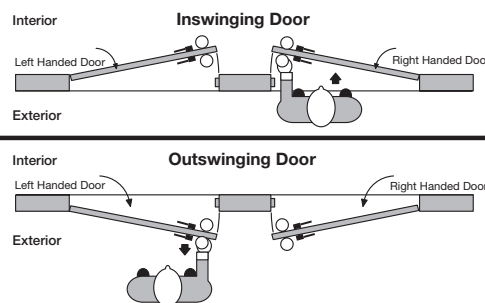
NOTE: YH Collection levers are designed to be reversible to eliminate handing (except for the single dummy, Function #81. For the single dummy (Function #81), please specify handing either right hand (RH) or left hand (LH) when ordering these functions, or when ordering split finishes.

HOW TO DETERMINE HANDING OF DOORS

- The handing of a door is always determined by facing the exterior of a door.
- If the hinge is on the left side of the door, the door is left handed (LH).
- If the hinge is on the right side of the door, the door is right handed (RH).
- To order a handed product, specify LH or RH. Not all products are handed; only specify handing when required.



Storeroom, Classroom, Dummies, and Interior Packs
require handing



YH Collection® Deadbolts

Check for availability

A= Available L= Limited availability

Buying Group: Mechanical - Retail



82 Premier

Single Cylinder



83 Select

Single Cylinder



85 Select

Double Cylinder



Contractors will appreciate our ongoing focus on builder functionality with these finely designed ANSI Grade 2 YH Collection deadbolts. The Premier Deadbolt "face-removable" design provides easy access to the solid brass cylinder without having to remove the deadbolt from the door. This is a significant benefit to multi-family and multi-unit projects commonly requiring re-keying. The Select Deadbolt offers ANSI Grade 2 strength and security with standard access to the cylinder.

YH Collection® Deadbolts



Check for availability

A= Available L= Limited availability

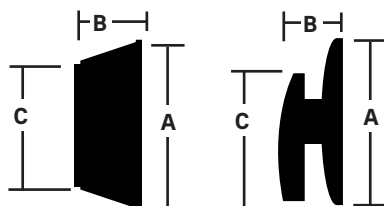
Buying Group: Mechanical - Retail





FUNCTIONS

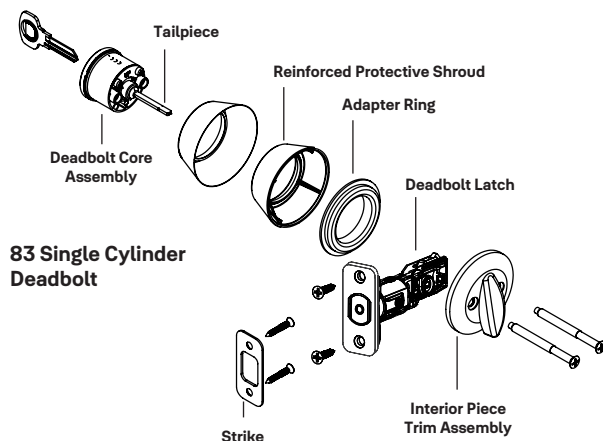
FUNCTION	NO.	DESCRIPTION
	82 83	SINGLE CYLINDER: Latch operated from outside by key, inside by T turn.
	85	DOUBLE CYLINDER: Latch operated on either side by key. Concealed screws.

DIMENSIONS	A	B	C
82 Single Exterior	2 ¹⁹ / ₃₂ "	1 ¹ / ₈ "	2"
82 Single Interior	2 ¹ / ₂ "	1 ⁷ / ₈ "	2"
83 Single Exterior	2 ¹ / ₂ "	1"	1 ⁷ / ₈ "
83 Single Interior	2 ¹ / ₂ "	1 ⁷ / ₈ "	2"

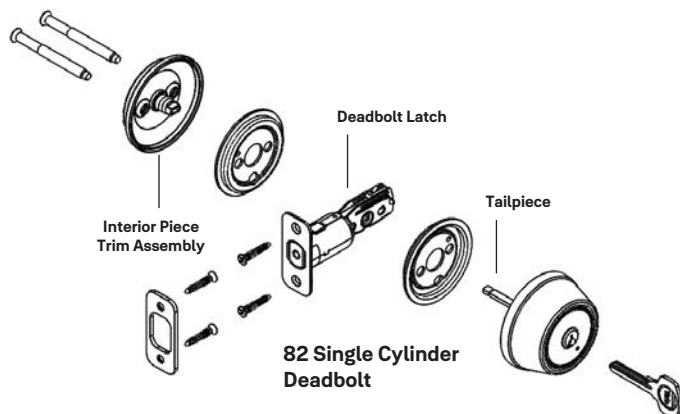


PRODUCT SPECIFICATIONS

Door Specs	2 ¹ / ₈ " Face Bore, 1" Edge Bore, 2 ³ / ₈ " or 2 ³ / ₄ " Backset Box Pack: Latch Face 1" x 2 ¹ / ₄ " RC (Round corner; Square corner optional)
Latch	Box Pack: Adjustable 2 ³ / ₈ " or 2 ³ / ₄ " RC (Round Corner)
Door Thickness	1 ³ / ₈ " to 1 ³ / ₄ " 2" to 2 ¹ / ₄ " Requires ext. Kit 07600* 83 Single Cylinder Select Series Only
Cylinder	6 Pin KW-1 Standard (SC-1 Optional)
Keying	Box Pack: KA3 (Keyed Alike)
Faceplate	1" W x 2 ¹ / ₄ " H RC (Round Corner)
Strike	Box Pack: 1" x 2 ¹ / ₄ " RC RC (Round Corner)
Certified ANSI/BHMA	A156.36 Series 4000  Grade 2
	Meets ADA Guidelines 



83 Single Cylinder Deadbolt



82 Single Cylinder Deadbolt

Standard Case Quantities - Enter the exact number of individual units required. As an example: If there are 24 units in a case and you require 1 case, enter 24 in the "quantity" space. See below for an example of standard case quantities.

STANDARD CASE QUANTITIES (YH COLLECTION)

	Box Pack(SP)
Dummy	12
Knobs	24
Levers	12
Deadbolts	12
Combo Sets	12

YH Collection® Deadbolts

Check for availability

A= Available L= Limited availability

Buying Group: Mechanical - Retail



BOX PACK LIST PRICE											
DESIGN	Deadbolts	NO	US3 605	US26 625	US26D 626	US5 609	US15 619	US15A 620	GM Gun Metal	BSP Black Suede	10BP
Premier	Single Cyl	82	N/A	N/A	69.80A	69.80A	69.80A	69.80A	N/A	69.80A	75.00L
Premier Series features: Removable Cylinders without removing deadbolt from door, includes high security strike.											
Select	Single Cyl	83	57.80A	57.80A	57.80A	57.80L	57.80A	57.80A	N/A	N/A	63.00A
	Double Cyl	85	66.80A	N/A	N/A	N/A	66.80A	66.80A	N/A	N/A	78.00A

STRIKES - AVAILABLE OPTIONS - BOX PACK ONLY (CHECK FOR AVAILABILITY)

ITEM	CORNER SPECS	MODEL NO	LIST PRICE UPCHARGE
Standard 1" - 2 1/4" SC Strike	Square Corner	YR02082	N/C when specified
Standard 1" - 2 1/4" RC Strike	Round Corner	YR02080	N/C when specified
1 1/8" - 2 3/4" SC Universal Deadbolt Strike	Square Corner	YR02086	N/C when specified
1 1/8" - 2 3/4" RC Universal Deadbolt Strike	Round Corner	YR02088	N/C when specified
1 1/8" - 2 3/4" RC Universal Deadbolt Strike	Round Corner	YR02089	N/C when specified
1 3/4" - 2 1/4" RC Full Lip Strike^	Round Corner	YR02084	N/C when specified

* Specify finish when ordering

^ Not available for 85 deadbolt

AVAILABLE OPTIONS - BOX PACK ONLY	LIST PRICE UPCHARGE
Page 48 YH Collection Series Latches	NC when specified
Page 63 Additional keying options	
Extension Kit 2 to 2-1/4" Single Deadbolt Only (Thick Door Pack) #YR07600	12.60 (specify finish)

Latch Price List

Check for availability

L= Limited availability

Buying Group: Mechanical - Retail



BOX PACK LIST PRICE

INTERIOR SPRING LATCHES	DESCRIPTION	DIMENSION	CORNER SPECS	MODEL NO	LIST PRICE
	2 3/8" Spring Latch	1 x 2 1/4"	Square Corner	YR01D05*	10.80
	2 3/8" Spring Latch	1 x 2 1/4"	Round Corner	YR01D02*	10.80
	2 3/4" Spring Latch	1 x 2 1/4"	Square Corner	YR01D06*	10.80
	2 3/4" Spring Latch	1 x 2 1/4"	Round Corner	YR01D08*	10.80
	2 3/8" Spring Drive-In Latch	1" Dia.	N/A	YR01D11*	10.80
	2 3/4" Spring Drive-In Latch	1" Dia.	N/A	YR01D13*	10.80
	2 3/8"-2 3/4" Adj. Spring Latch	1 x 2 1/4"	Square Corner	YR01D17*	10.80
	2 3/8"-2 3/4" Adj. Spring Latch	1 x 2 1/4"	Round Corner	YR01D14*	10.80
	2 3/8"-2 3/4" Adj. Spring Dr. In Latch	1" Dia.	N/A	YR01D71*	10.80
EXTERIOR DEADLOCKING LATCHES	DESCRIPTION	DIMENSION	CORNER SPECS	MODEL NO	LIST PRICE
	2 3/8" Deadlocking Latch	1 x 2 1/4"	Square Corner	YR01D25*	10.80
	2 3/8" Deadlocking Latch	1 x 2 1/4"	Round Corner	YR01D22*	10.80
	2 3/4" Deadlocking Latch	1 x 2 1/4"	Square Corner	YR01D26*	10.80
	2 3/4" Deadlocking Latch	1 x 2 1/4"	Round Corner	YR01D28*	10.80
	2 3/8" Deadlocking Dr. In Latch	1" Dia.	N/A	YR01D32*	10.80
	2 3/4" Deadlocking Dr. In Latch	1" Dia.	N/A	YR01D34*	10.80
	2 3/8"-2 3/4" Adj. Deadlocking Latch	1 x 2 1/4"	Square Corner	YR01D30*	10.80
	2 3/8"-2 3/4" Adj. Deadlocking Latch	1 x 2 1/4"	Round Corner	YR01D31*	10.80
	2 3/8"-2 3/4" Adj. Deadlocking Dr. In Latch	1" Dia.	N/A	YR01D33*	10.80
ADJUSTABLE DEADBOLT LATCHES	DESCRIPTION	DIMENSION	CORNER SPECS	MODEL NO	LIST PRICE
	2 3/8"-2 3/4" Adj. Deadbolt Latch		Square Corner	YR01D44*	10.80
	2 3/8"-2 3/4" Adj. Deadbolt Latch		Round Corner	YR01D41*	10.80
	2 3/8"-2 3/4" Adj. Deadbolt Drive-In Latch	1" Dia.	N/A	YR01D47*	10.80

*Specify finish when ordering

New Traditions® Deadbolts

Check for availability

Buying Group: Mechanical - Retail

NEW
TRADITIONS®

New Traditions®


840

Double Cylinder



860

One Sided
with plate



880

One Way



Below Items Not Available as UL

820R

Single Cylinder



820S

Single Cylinder






The Yale 800 series deadbolts offer a variety of functions and finishes, and are compatible with all New Traditions leversets and knobsets. The 800 series deadbolts offer excellent strength and reliability, certified to an ANSI Grade 3.

New Traditions® Deadbolts

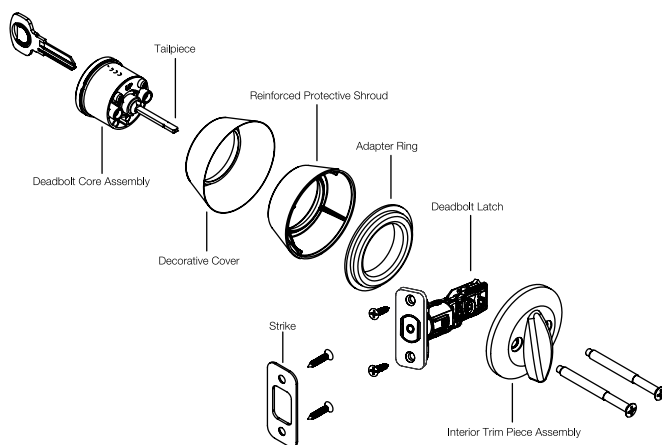
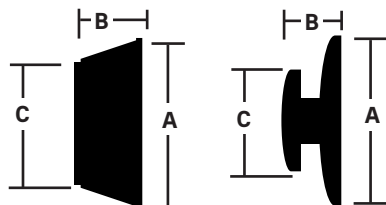
Buying Group: Mechanical - Retail

NEW
TRADITIONS®

FUNCTIONS

FUNCTION	NO.	DESCRIPTION
	840	DOUBLE CYLINDER: Latch operated from either side by the key.
	860	ONE SIDED DEADBOLT WITH PLATE: No cylinder. Latch operated by the T-turn on the inside. For doors bored completely through.
	880	ONE WAY: No cylinder. Latch operated by the T-turn on the inside. For doors not bored completely through.

DIMENSIONS	A	B	C
800 Interior	2 1/2"	15/16"	2"
800 Exterior	2 1/2"	1"	1 7/8"
820R/820S Interior	2 1/2"	7/8"	15/16"
820R/820S Exterior	2 1/2"	7/8"	2 1/2"



PRODUCT SPECIFICATIONS

Door Specs	2 1/8" Face Bore, 1" Edge Bore, Box Pack: Latch Face 1" x 2 1/4" Round corner (Square corner optional)
Latch	Box Pack: Adjustable 2 3/8" or 2 3/4" RC (round corner)
Door Thickness	1 1/8" to 1 3/4"
Cylinder	5 Pin KW-1 Cylinder Standard (SC-1 Optional)
Keying	Box Pack: KA3 (Keyed Alike) Clear Pack: KA3 (Keyed Alike in sets of 3)
Faceplate	1" W x 2 1/4" H RC (Round Corner)
Strike	Box Pack: 1" x 2 1/4" RC RC (Round Corner)
Certified ANSI/BHMA	A156.36, Grade 3 BHMA <small>certified</small>

Meets ADA Guidelines 

Standard Case Quantities - Enter the exact number of individual units required. As an example: If there are 24 units in a case and you require 1 case, enter 24 in the "quantity" space. See below for an example of standard case quantities.

STANDARD CASE QUANTITIES (NEW TRADITIONS)	BOX PACK(SP)	CLEAR VIEW(CV)
Dummy	12	6 Pair
Knobs	24	6
Levers	12	6
Deadbolts	12	6
Combo Sets	12	6

KEYING OPTIONAL

KWKD ships as the default. Add keying options.

Keyed Alike or Keyed Different Upcharges are:
List \$3.00

KWKA: Kwikset Keyed Alike

Master Key/Builder Key upgrades are
List: \$9.20

KWKD: Kwikset Keyed Different

KWMK: Kwikset Master Key Keyed Different

KWKAMK: Kwikset Master Key Keyed Alike

KWBKMK: Kwikset Builder Key Keyed Different

KWKABKMK: Kwikset Builder Key Keyed Alike

New Traditions® Deadbolts

Check for availability

Buying Group: Mechanical - Retail



BOX PACK LIST PRICE											
800 SERIES DEADBOLTS	FUNCTION	NO BHMA	US3 605	US26D 626	US5 609	US15 619	GM Gun Metal	BSP Black Suede	US26 625	US15A 620	US10BP
	Double Cylinder	840	48.00	48.00	48.00	N/A	N/A	N/A	N/A	53.00	53.00
	One Sided W/Plate	860	N/A	31.60	31.60	31.60	N/A	N/A	N/A	N/A	N/A
	Oneway*	880	N/A	23.00	N/A	23.00	N/A	N/A	N/A	N/A	N/A

*880 deadbolt available fixed latch only. 2-3/8 RC is Std.

STRIKES - AVAILABLE OPTIONS - BOX PACK ONLY (Check for availability)			
ITEM	CORNER SPECS	MODEL NO	LIST PRICE UPCHARGE
Standard 1" - 2 1/4" /SC Strike	Square Corner	YR02082	N/C when specified
Standard 1" - 2 1/4" /RC Strike	Round Corner	YR02080	N/C when specified
1 1/8" - 2 3/4" /SC Strike	Square Corner	YR02086	N/C when specified
1 1/8" - 2 3/4" /RC Strike	Round Corner	YR02088	N/C when specified
1 3/4" - 2 1/4" /RC Full Lip Strike	Round Corner	YR02084	N/C when specified
Screw Pack (4 each 3" Screws)		08818*	1.50

* Specify finish when ordering

New Traditions®















Latch Price List

Check for availability

Buying Group: Mechanical - Retail

NEW
TRADITIONS®

BOX PACK LIST PRICE


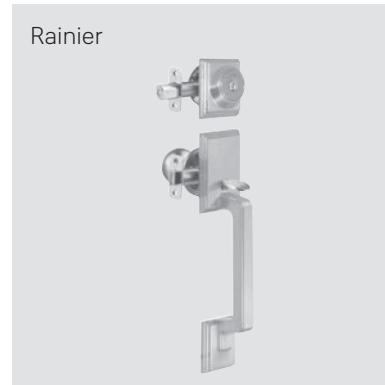

INTERIOR SPRING LATCHES	DESCRIPTION	DIMENSION	CORNER SPECS	MODEL NO	LIST PRICE
	2 3/8"-2 3/4" Adj. Spring Latch	1 x 2 1/4"	Square Corner	YR01464*	6.00
	2 3/8"-2 3/4" Adj. Spring Latch	1 x 2 1/4"	Round Corner	YR01461*	6.00
	2 3/8"-2 3/4" Drive-In Spring Latch	1" Dia.	N/A	YR01D71*	10.20
EXTERIOR DEADLOCKING LATCHES	DESCRIPTION	DIMENSION	CORNER SPECS	MODEL NO	LIST PRICE
	2 3/8"-2 3/4" Adj. Deadlocking Latch	1 x 2 1/4"	Square Corner	YR01474*	7.00
	2 3/8"-2 3/4" Adj. Deadlocking Latch	1 x 2 1/4"	Round Corner	YR01471*	7.00
	2 3/8"-2 3/4" Adj. Deadlocking Drive-In Latch	1" Dia.	N/A	YR01D33*	10.20
DEADBOLT LATCHES 880 Deadbolt Only	DESCRIPTION	DIMENSION	CORNER SPECS	MODEL NO	LIST PRICE
	2 3/8" Deadbolt Latch	1 x 2 1/4"	Square Corner	YR01445*	10.20
	2 3/8" Deadbolt Latch	1 x 2 1/4"	Round Corner	YR01442*	10.20
	2 3/8" Deadbolt Drive-In Latch	1" Dia.	N/A	YR01448*	10.20
	2 3/4" Deadbolt Latch	1 x 2 1/4"	Square Corner	YR01446*	10.20
	2 3/4" Deadbolt Latch	1 x 2 1/4"	Round Corner	YR01443*	10.20
	2 3/4" Deadbolt Drive-In Latch	1" Dia.	N/A	YR01449*	10.20
ADJUSTABLE DEADBOLT LATCHES 820, 840, 860 Deadbolts & Handlesets	DESCRIPTION	DIMENSION	CORNER SPECS	MODEL NO	LIST PRICE
	2 3/8"-2 3/4" Adj. Deadbolt Latch		Square Corner	YR01D44*	10.20
	2 3/8"-2 3/4" Adj. Deadbolt Latch		Round Corner	YR01D41*	10.20
	2 3/8"-2 3/4" Adj. Deadbolt Drive-In Latch	1" Dia.	N/A	YR01D47*	10.20
Latches below for Locks produced before September 2015					
INTERIOR SPRING LATCHES	DESCRIPTION	DIMENSION	CORNER SPECS	MODEL NO	LIST PRICE
	2 3/8"-2 3/4" Adj. Spring Latch	1 x 2 1/4"	Square Corner	YR01414*	6.00
	2 3/8"-2 3/4" Adj. Spring Latch	1 x 2 1/4"	Round Corner	YR01411*	6.00
	2 3/8"-2 3/4" Drive-In Latch	1" Dia.	N/A	YR01417*	6.00
EXTERIOR DEADLOCKING LATCHES	DESCRIPTION	DIMENSION	CORNER SPECS	MODEL NO	LIST PRICE
	2 3/8"-2 3/4" Adj. Deadlocking Latch	1 x 2 1/4"	Square Corner	YR01424*	6.20
	2 3/8"-2 3/4" Adj. Deadlocking Latch	1 x 2 1/4"	Round Corner	YR01421*	6.20
	2 3/8"-2 3/4" Adj. Deadlocking Drive-In Latch	1" Dia.	N/A	YR01427*	6.20

*Specify finish when ordering

Decorative Handlesets

Check for availability

Buying Group: Mechanical - Retail





Our decorative handlesets combine elegance with ease of installation. These designs offer balanced torque springs on a split-hub for ease of opening, solid thumb pieces, and finishes utilizing the world's most advanced clear coat technology. Designed to fit most American-made doors, each handleset comes with easy-to-read installation instructions.

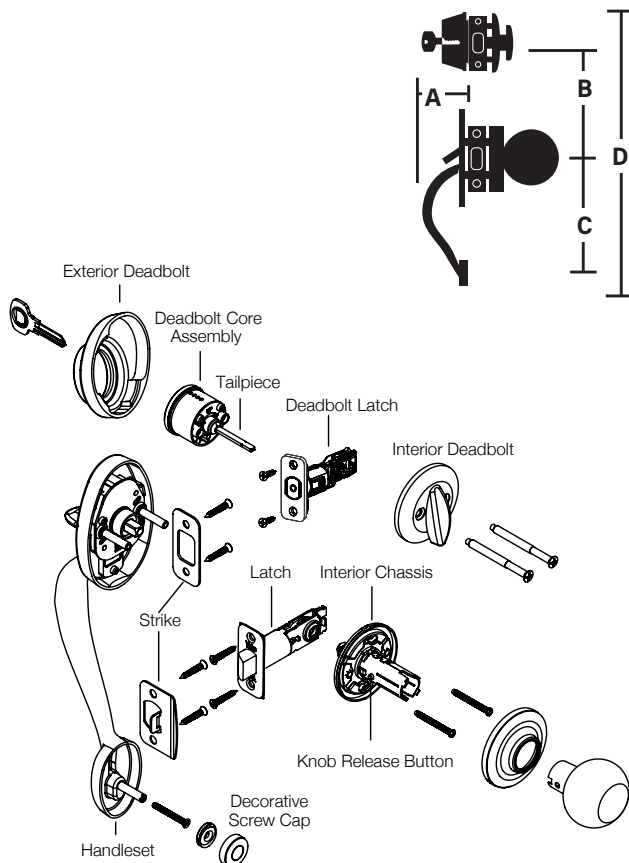
Decorative Handlesets

Buying Group: Mechanical - Retail

FUNCTIONS

FUNCTION	NO.	DESCRIPTION
	681	DUMMY: For on-working side of double doors. Non-functioning deadbolt, knob or lever.
	682	
	986	
	987	
	988	
	989	
	621	SINGLE CYLINDER: Thumbpiece retracts latch from exterior side. Knob or lever retracts latch from interior side. Deadbolt latch retracts with key from exterior side, T-turn retracts deadbolt latch from interior side.
	622	
	926	
	927	
	928	
	929	

DIMENSIONS	A	B	C	D
Homestead	2 $\frac{3}{8}$ "	5 $\frac{1}{2}$ "	9 $\frac{11}{16}$ "	18"
Jamestown	2 $\frac{3}{8}$ "	5 $\frac{1}{2}$ "	9 $\frac{11}{16}$ "	18"
McKinley	2 $\frac{3}{8}$ "	5 $\frac{1}{2}$ "	9 $\frac{11}{16}$ "	18"
Pedestal	2 $\frac{1}{16}$ "	5 $\frac{1}{2}$ "	9 $\frac{11}{16}$ "	18 $\frac{1}{2}$ "
Rainier	2 $\frac{3}{8}$ "	5 $\frac{1}{2}$ "	9 $\frac{11}{16}$ "	18"
Ridgefield	2 $\frac{3}{8}$ "	5 $\frac{1}{2}$ "	9 $\frac{11}{16}$ "	18"
Teton	2 $\frac{3}{8}$ "	5 $\frac{1}{2}$ "	9 $\frac{11}{16}$ "	18"



PRODUCT SPECIFICATIONS

Door Specs	2 $\frac{1}{8}$ " Face Bore, 1" Edge Bore, 5 $\frac{1}{2}$ " O.C. Box Pack: Latch Face 1" x 2 $\frac{1}{4}$ " RC (Round Corner)
Latch	Box Pack: 2 $\frac{3}{8}$ " RC (Round Corner) Deadbolt: 2 $\frac{3}{8}$ "-2 $\frac{3}{4}$ " ADJ. RC (Round Corner) Deadbolt: 2 $\frac{3}{8}$ "-2 $\frac{3}{4}$ " ADJ. RC (Round Corner)
Door Thickness	1 $\frac{3}{4}$ " 2" to 2 $\frac{1}{4}$ " Requires Ext. Kit 07600
Cylinder Keying	KW-1 Compatible Box Pack: KD (Keyed Different)
Faceplate	1" W x 2 $\frac{1}{4}$ " H RC (Round Corner)
Strike	Box Pack: Spring latch 2 $\frac{1}{4}$ " Full Lip RC (Round Corner) Deadbolt: 1"x 2 $\frac{1}{4}$ " RC (Round Corner) Deadbolt: 1"x 2 $\frac{1}{4}$ " RC (Round Corner)
Interior Trim	Specify Interior Trim Style

Standard Case Quantities - Enter the exact number of individual units required. As an example: If there are 24 units in a case and you require 1 case, enter 24 in the "quantity" space. See below for an example of standard case quantities.

STANDARD CASE QUANTITIES	BOX PACK(SP)
Handlesets	6
Handlesets - Interior Pack	6

KEYING OPTIONAL

KWKD ships as the default. Add keying options.

Keyed Alike or Keyed Different Upcharges are:
List \$2.50

KWKA: Kwikset Keyed Alike

Master Key/Builder Key upgrades are:
List: \$7.50

KWKD: Kwikset Keyed Different

KWМК: Kwikset Master Key Keyed Different

KWKAMK: Kwikset Master Key Keyed Alike

KWВKMK: Kwikset Builder Key Keyed Different

KWKABKMK: Kwikset Builder Key Keyed Alike

Decorative Handlesets

Price List

Check for availability

Buying Group: Mechanical - Retail

BOX PACK LIST PRICE (PRICE INCLUDES INTERIOR TRIM)

Handlesets - featuring Quick-install Design

DESIGN	FUNCTION BHMA	NO	US3 605	US26 625	US26D 626	US5 609	US15 619	US15A 620	GM Gun Metal	BSP Black Suede	10BE 613E	10BP
Homestead	Dummy**	986	198.00A	N/A	N/A	N/A	N/A	198.00A	198.00A	198.00A	N/A	218.00L
	Single Cylinder	926	235.00A	N/A	N/A	235.00A	235.00A	235.00A	235.00A	235.00A	N/A	255.00L
Jamestown	Dummy**	987	198.00A	N/A	N/A	N/A	198.00A	198.00A	198.00L	198.00L	218.00L	218.00A
	Single Cylinder	927	235.00A	N/A	N/A	N/A	235.00A	235.00A	235.00A	235.00L	255.00L	255.00A
McKinley	Dummy**	682	165.00L	165.00A	165.00L	165.00L	165.00L	165.00A	165.00A	165.00A	N/A	185.00A
	Single Cylinder	622	195.00A	195.00A	195.00A	195.00A	195.00A	195.00A	195.00A	195.00A	N/A	215.00A
Pedestal*	Dummy**	988	N/A	N/A	N/A	N/A	198.00A	N/A	N/A	198.00A	N/A	218.00A
	Single Cylinder	928	N/A	N/A	N/A	N/A	235.00A	N/A	N/A	235.00A	N/A	255.00A
Teton	Dummy**	681	N/A	N/A	N/A	N/A	165.00A	N/A	N/A	N/A	N/A	185.00A
	Single Cylinder	621	N/A	N/A	N/A	N/A	195.00L	N/A	N/A	N/A	N/A	215.00A
Rainier	Dummy**	683	N/A	N/A	165.00A	N/A	165.00A	165.00A	165.00A	165.00A	N/A	185.00A
	Single Cylinder	623	N/A	195.00	195.00A	N/A	195.00A	195.00A	195.00A	195.00A	N/A	215.00A
Ridgefield*	Dummy**	989	N/A	N/A	N/A	N/A	198.00L	N/A	N/A	198.00L	N/A	218.00L
	Single Cylinder	929	N/A	N/A	N/A	N/A	235.00L	N/A	N/A	235.00L	N/A	255.00A

NOTE: Handleset Interior Trim - Selection Chart Below.

*Pedestal and Ridgefield ships with Cambridge knob as standard. Split finish not available.

**Stocked with knob (included)

A = Available

L = Limited Availability

INTERIOR TRIM ASSEMBLIES Check for availability	ITEM	MODEL NO	LIST PRICE*
YH Collection	Single Cylinder Deadbolt	720	25.00
New Traditions	Single Cylinder Deadbolt	620	25.00
	Vidalia/Valdosta SQR Rose		33.00
	*All finishes Note: box pack only		

AVAILABLE OPTIONS – BOX PACK ONLY		LIST PRICE UPCHARGE
Page 56	Split-Hub Latches	NC when specified
Page 50	800 Series Deadbolt Latches	NC when specified
Page 62	T-Strikes	1.40
Page 62	A.S.A. 47/8" Strike	6.80
Page 62	Other Lockset Strikes	NC when specified
Page 63	Additional keying options	NC when specified
Extension Kit 2 to 2-1/4" YH/NT Handleset (Thick Door Pack) #YR07600		12.60 (specify finish)

Note: When ordering handlesets less interior pack, (LIP) deduct the interior trim assembly list price to determine handleset price. Specify handing when ordering all lever interior trim assemblies.

Decorative Handlesets

Price List

Check for availability

Buying Group: Mechanical - Retail

YH COLLECTION INTERIOR TRIM (Check for availability)

DESIGN	US3 605	US26 625	US26D 626	US5 609	US15 619	US15A 620	GM Gun Metal	BSP Black Suede	10BP
Cambridge	A	A	A	A	A	A	A	A	A
Dartmouth	A	N/A	N/A	N/A	A	N/A	A	A	A
Oxford	N/A	N/A	N/A	N/A	A	N/A	N/A	N/A	A
Academy	N/A	N/A	N/A	N/A	A	N/A	N/A	N/A	N/A
Augusta	A	N/A	A	N/A	A	N/A	N/A	N/A	A
Delaware	N/A	N/A	N/A	N/A	A	N/A	N/A	A	A
Kincaid	A	N/A	N/A	N/A	A	N/A	N/A	N/A	A
Marina	N/A	A	N/A	N/A	A	N/A	N/A	N/A	A
McClure	A	N/A	N/A	N/A	A	N/A	N/A	N/A	A
Milan	A	N/A	N/A	N/A	A	N/A	N/A	N/A	N/A
Norwood	A	A	N/A	A	A	A	A	A	A
Pacific Beach	A	N/A	A	N/A	A	N/A	N/A	N/A	N/A
Valdosta	N/A	A	A	N/A	A	N/A	N/A	N/A	A
Valdosta SQR Rose	N/A	N/A	N/A	N/A	A	N/A	N/A	N/A	N/A

Specify handing when ordering lever interior trim. With split finish orders, strikes match interior finishes.

A = Available in QuickShip

N/A = Not available as interior pack selection in YH Collection

NEW TRADITIONS INTERIOR TRIM (Check for availability)

DESIGN	US3 605	US26 625	US26D 626	US5 609	US15 619	US15A 620	GM Gun Metal	BSP Black Suede	10BP
Cirrus	A	N/A	A	N/A	A	A	A	N/A	A
Horizon	A	A	A	A	N/A	A	A	N/A	N/A
Terra	N/A	N/A	N/A	N/A	N/A	N/A	N/A	N/A	N/A
Niagara	N/A	N/A	N/A	N/A	A	N/A	N/A	A	N/A
Prairie	N/A	N/A	N/A	N/A	A	N/A	N/A	N/A	N/A
Savannah	N/A	A	N/A	N/A	A	A	A	N/A	A
Vidalia	N/A	N/A	A	N/A	A	N/A	N/A	A	N/A
Woodland	N/A	A	A	A	A	A	A	N/A	A
Vidalia SQR Rose	N/A	N/A	N/A	N/A	A	N/A	N/A	A	N/A





Specify handing when ordering lever interior trim. With split finish orders, strikes match interior finishes.

A = Available as factory direct interior pack selection in Handlesets

A = Available in QuickShip

N/A = Not available as interior pack selection in New Traditions

BOX PACK LIST PRICE


HANDLESET LATCHES - INTERIOR SPLIT HUB SPRING LATCHES	DESCRIPTION Check availability	DIMENSION	CORNER SPECS	MODEL NO	LIST PRICE
	2 3/8" Spring Latch	1 x 2 1/4"	Square Corner	YR01804*	12.70
	2 3/8" Spring Latch	1 x 2 1/4"	Round Corner	YR01802*	12.70
	2 3/8" Spring Drive-In Latch	1" Dia.	N/A	YR01803*	12.70
	2 3/4" Spring Latch	1 x 2 1/4"	Square Corner	YR01808*	12.70
	2 3/4" Spring Latch	1 x 2 1/4"	Round Corner	YR01806*	12.70
	2 3/4" Spring Drive-In Latch	1" Dia.	N/A	YR01807*	12.70

*Specify finish when ordering

Decorative Passage Handlesets

Use with Assure® Deadbolts

Buying Group: Mechanical - Retail




Our decorative handlesets combine elegance with ease of installation. These designs offer balanced torque springs on a split-hub for ease of opening, solid thumb pieces, and finishes utilizing the world's most advanced clear coat technology. Designed to fit most American-made doors, each handleset comes with easy-to-read installation instructions. Can be utilized in conjunction with Assure® deadbolt product.

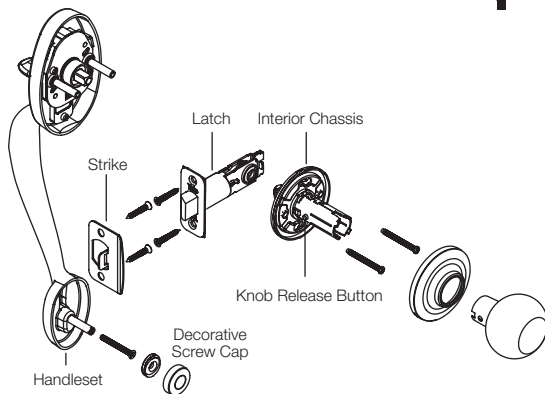
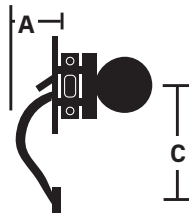
Decorative Passage Handlesets

Buying Group: Mechanical - Retail

FUNCTIONS

FUNCTION	NO.	DESCRIPTION
	601	PASSAGE: Latchbolt is operated
	602	by thumbpiece at all times.
	603	Thumbpiece retracts latch from
	906	exterior side. Knob or lever
	907	retracts latch from interior side.

DIMENSIONS	A	C
Homestead	2 $\frac{3}{8}$ "	9 $\frac{1}{16}$ "
Jamestown	2 $\frac{3}{8}$ "	9 $\frac{1}{16}$ "
McKinley	2 $\frac{3}{8}$ "	9 $\frac{1}{16}$ "
Rainier	2 $\frac{3}{8}$ "	9 $\frac{1}{16}$ "
Ridgefield	2 $\frac{3}{8}$ "	9 $\frac{1}{16}$ "
Teton	2 $\frac{3}{8}$ "	9 $\frac{1}{16}$ "



PRODUCT SPECIFICATIONS

Door Specs	2 $\frac{1}{8}$ " Face Bore, 1" Edge Bore, 5 $\frac{1}{2}$ " O.C. Box Pack: Latch Face 1" x 2 $\frac{1}{4}$ " RC (Round Corner)
Latch	Box Pack: 2 $\frac{3}{8}$ " RC (Round Corner) Deadbolt: 2 $\frac{3}{8}$ "-2 $\frac{3}{4}$ " ADJ. RC (Round Corner) Deadbolt: 2 $\frac{3}{8}$ "-2 $\frac{3}{4}$ " ADJ. RC (Round Corner)
Door Thickness	1 $\frac{3}{4}$ " 2" to 2 $\frac{1}{4}$ " Requires Ext. Kit 07600
Faceplate	1" W x 2 $\frac{1}{4}$ " H RC (Round Corner)
Strike	Box Pack: Spring latch 2 $\frac{1}{4}$ " Full Lip RC (Round Corner)
Interior Trim	Specify Interior Trim Style

Standard Case Quantities - Enter the exact number of individual units required. As an example: If there are 24 units in a case and you require 1 case, enter 24 in the "quantity" space. See below for an example of standard case quantities.

STANDARD CASE QUANTITIES	BOX PACK(SP)
Handlesets	6
Handlesets - Interior Pack	6



UL - Not available on
New Traditions from Yale Handlesets

Decorative Passage Handlesets

Price List

Buying Group: Mechanical - Retail

BOX PACK LIST PRICE (PRICE INCLUDES INTERIOR TRIM)						
Handlesets	DESIGN	FUNCTION NO BHMA	US3 605	10BP	US15 619	BSP
Featuring Quick Install Design						
Homestead	Passage	906	182.00	195.00	182.00	N/A
Jamestown	Passage	907	182.00	195.00	182.00	N/A
McKinley	Passage	602	160.00	165.00	160.00	N/A
Teton	Passage	601	N/A	165.00	160.00	N/A
Rainier	Passage	603	N/A	175.00	165.00	N/A
Ridgefield*	Passage	909	182.00	195.00	182.00	182.00

NOTE: Handleset Interior Trim - Selection Chart Below.

*Ridgefield ships with Cambridge knob as standard. Split finish not available.

INTERIOR TRIM ASSEMBLIES (Check for availability)	ITEM	MODEL NO	LIST PRICE*
YH Collection	Interior Pack	720	25.00
New Traditions	Interior Pack	620	25.00

*All finishes

Note: box pack only

AVAILABLE OPTIONS – BOX PACK ONLY		LIST PRICE UPCHARGE
Page 56	Split-Hub Latches	SC or DI no charge when specified
Page 62	T-Strikes	1.40
Page 62	A.S.A. 4 ⁷ / ₈ " Strike	6.80
Extension Kit 2 to 2 ¹ / ₄ " YH/NT Handleset (Thick Door Pack) #YR07600		12.60 (specify finish)

Note: When ordering handlesets less interior pack, (LIP) deduct the interior trim assembly list price to determine handleset price. Specify handing when ordering all lever interior trim assemblies.

Pivot Collection®

Buying Group: Mechanical - Retail

pivot
COLLECTION®



Exterior






Interior

The Pivot Collection® redefines the landscape of residential mechanical hardware with push to open products designed to fit seamlessly into your home. The Navis Paddle makes door opening versatile and convenient for any member of the household. A door can be easily pushed open with a hip or elbow when carrying an armful of groceries or a load of laundry — its two-way push/pull operation makes it ideal for laundry rooms, garage entries, basements, bedrooms and more. The ADA-compliant handle is also accessible for children, the elderly and the disabled.

- Hands full? No problem. Just push or pull! The Navis Paddle for Yale's Pivot Collection redefines the way we open and close doors today. Instead of rotating, just push or pull - with the palm of your hand, elbow or hip for faster, easier access.
- Ideal for a front door entry when paired with a Yale Keypad Lock.
- Two-way push/pull operation makes Navis ideal for laundry rooms, garage entries, basements, bedrooms and more.
- Fits standard doors. Works with both inswing and outswing doors, and can be handed for left or right swing.

Pivot Collection®

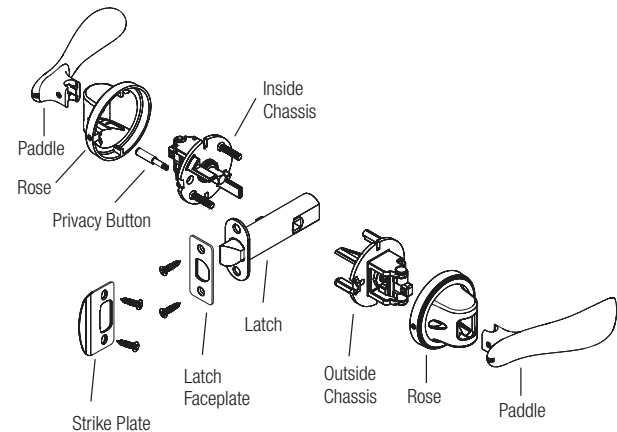
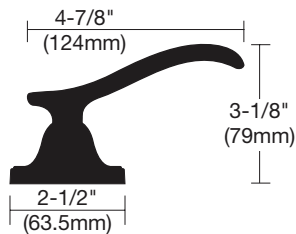
Buying Group: Mechanical - Retail

STYLES			PRODUCT SPECIFICATIONS	
STYLE	NO.	DESCRIPTION	Face Bore	2 1/8" Face Bore
	11	PASSAGE: Latchbolt is operated by either lever at all times. (nonhanded)	Edge Bore	1"
	21	PRIVACY: Latchbolt is operated by either paddle except when inside is locked by push button. Push button is released by pushing paddle on inside or with tool on outside.	Latch	Available in 2 3/8" or 2 3/4"
	81	DUMMY: For doors where only pull is required.	Door Thickness	1 3/8" to 1 3/4"
			Strike	2 1/4" Full Lip RC (Round Corner)

Standard Case Quantities - Enter the exact number of individual units required. As an example: If there are 12 units in a case and you require 1 case, enter 12 in the "quantity" space. See below for an example of standard case quantities.

STANDARD CASE QUANTITIES (PIVOT COLLECTION®)

	Box Pack(SP)
Levers	12



DESIGN	FUNCTION	NO	US3 605	US26 625	US26D 626	US10BE 613E	US10BP	US5 609	US15 619	US15A 620	GM Gun Metal	BSP Black Suede
Navis (NV)	Dummy	81	48.00	N/A	48.00	N/A	48.00	N/A	48.00	N/A	N/A	48.00
	Passage	11	88.00	N/A	88.00	N/A	88.00	N/A	88.00	N/A	N/A	88.00
	Privacy	21	93.00	N/A	93.00	N/A	93.00	N/A	93.00	N/A	N/A	93.00

PIVOT COMPONENTS

Latch Face Plate RC	03	YR01P213	3.00	Privacy Pin	BSP	YR08P00S	3.00
Latch Face Plate RC	15	YR01P21N	3.00	Privacy Pin	15	YR08P00N	3.00
Latch Face Plate RC	10BP/BSP	YR01P21B	3.00	Privacy Pin	03	YR08P003	3.00
Latch Passage 2-3/8		YR01P106	14.00	Privacy Pin	10BP	YR08P00K	3.00
Latch Passage 2-3/4		YR01P336	14.00	Screw Pack	10BP/BSP	YR07P70B	4.00
Latch Privacy 2-3/8		YR01P306	14.00	Screw Pack	15	YR07P70N	4.00
Latch Privacy 2-3/4		YR01P316	14.00	Screw Pack	03	YR07P703	4.00

YH & NT Accessories

Strikes

Check for availability

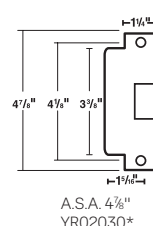
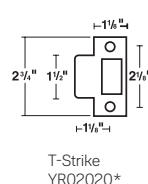
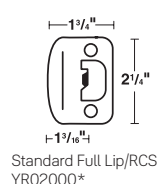
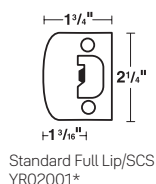
Buying Group: Mechanical - Retail

LOCKSET STRIKES

ITEM	DIMENSIONS	CORNER SPECS	MODEL NO	LIST PRICE
Standard Full Lip Strike/SC	1 $\frac{3}{4}$ " x 2 $\frac{1}{4}$ "	Square Corner	YR02001*	2.00
Standard Full Lip Strike/RC	1 $\frac{3}{4}$ " x 2 $\frac{1}{4}$ "	Round Corner	YR02000*	2.00
T-Strike	1 $\frac{1}{8}$ " x 2 $\frac{3}{4}$ "	Square Corner	YR02020*	3.00
A.S.A. 4 $\frac{7}{8}$ "	1 $\frac{1}{4}$ " x 4 $\frac{7}{8}$ "	Square Corner	YR02030*	8.50

* Specify finish when ordering

Note: Not all finishes available

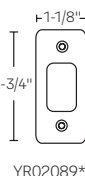
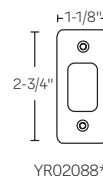
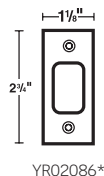
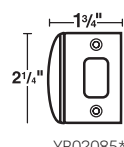
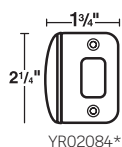
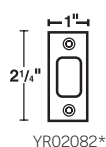
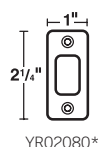


DEADBOLT STRIKES

ITEM	CORNER SPEC	MODEL NO	LIST PRICE
Standard Deadbolt Strike/SC	Square Corner	YR02082*	2.00
Standard Deadbolt Strike/RC	Round Corner	YR02080*	2.00
Full Lip Deadbolt Strike	Square Corner	YR02085*	2.00
Full Lip Deadbolt Strike	Round Corner	YR02084*	2.00
Universal Deadbolt Strike	Square Corner	YR02086*	2.00
Universal Deadbolt Strike	Radius Corner	YR02088*	2.00
Universal Deadbolt Strike with Security Plate	Radius Corner	YR02089*	2.70

*Specify finish when ordering

Note: Not all finishes available



FINISH MATCH FOR LATCH, STRIKE, CYLINDER & SCREWS*

YH Collection, New Traditions

Lock Finish	US3	US5	US15	BSP	US10BP	US26D	US26
Latch Face Plate Color	US3	US5	Nickel	Black	Black	Nickel	Nickel
Latch Head Color	Nickel	Nickel	Nickel	Nickel	Nickel	Nickel	Nickel
Standard Strike Plate Color	US3	US5	Nickel	Black	Black	Nickel	Nickel
Cylinder Color	Brass	Brass	Nickel	Nickel	Brass	Nickel	Nickel
Screw Color	Brass	Brass	Nickel	Black	Black	Nickel	Nickel

* For Standard Strike & Latch Options Only

Note: All Deadbolt Latch Bolts are Nickel

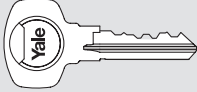
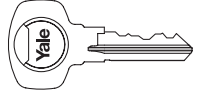
YH & NT Accessories

Keys and Keying Cylinders

Check for availability

Buying Group: Mechanical - Retail

YALE KEY BLANKS AND SPECIAL KEYING CHARGES

	KEY BLANK DESCRIPTION	QUANTITY	MODEL NO	LIST PRICE
	YH Collection Key Blank	50 per box	YR068003	1.40 ea.
	YH Collection 6 PIN KW DO NOT COPY Key Blank	50 per box	YR068013	2.00 ea.
	YH Collection Key - cut	50 per box	YR068550	2.00 ea.
	YH Collection 6 Pin PARA Key Blank	50 per box	YR068Y01	2.20 ea.
	YH Collection 6 PIN Schlage Key Blank	50 per box	YR068009	1.40 ea.
	YH Collection 6 PIN Schlage Key - cut	50 per box	YR068509	2.00 ea.
	YH Collection 6 PIN Schlage DO NOT COPY Key Blank	50 per box	YR068011	2.00 ea.
	New Traditions/Yale Edge Series Key Blank	50 per box	YR068004	1.30 ea.
	New Traditions 5 PIN KW DO NOT COPY Key Blank	50 per box	YR068010	2.00 ea.
	New Traditions/Yale Edge Series Key - cut	50 per box	YR068500	1.70 ea.
	New Traditions 5 PIN Schlage Key Blank	50 per box	YR068008	1.30 ea.
	New Traditions 5 PIN Schlage Key - cut	50 per box	YR068508	1.70 ea.
	Yale Edge Series 5 PIN Schlage Key Blank	50 per box	SC1KEY	1.30 ea.

SPECIAL KEYING CHARGE DESCRIPTION	MODEL NO	LIST PRICE
Below applies to YH & NT Factory direct orders only.		
Extra Cut Keys	YH Collection 6 Pin 5 Pin	YR068550 1.90 ea.
	New Traditions	YR068500 1.80 ea.
Extra Cut Master Keys	YH Collection 6 Pin 5 Pin	YR068551 2.70 ea.
	New Traditions	YR068511 2.30 ea.
Extra Cut Builder Keys	YH Collection 6 Pin 5 Pin	YR068558 2.70 ea.
	New Traditions	YR068521 2.30 ea.

YH & NT Accessories

Keys and Keying Cylinders

Check for availability

Buying Group: Mechanical - Retail

YH & NT CYLINDER OPTIONS

KW-1 5-PIN STANDARD FOR NT, 6-PIN STANDARD FOR YH		MODEL NO	LIST PRICE
5-PIN	No charge when specified with New Traditions lock		
Brass Cylinder & 2 Brass Keys, Tailpiece, Low Stack, Entry, 03		YR060003	8.60 ea.
Brass Cylinder & 2 Brass Keys, Tailpiece, Low Stack, Deadbolt, 03		YR060103	8.60 ea.
Brass Cylinder & 2 Brass Keys, Tailpiece, Low Stack, Entry, 26		YR060006	8.60 ea.
Brass Cylinder & 2 Brass Keys, Tailpiece, Low Stack, Deadbolt, 26		YR060106	8.60 ea.
6-PIN	No charge when specified with YH Collection lock		
Brass Cylinder & 2 Brass Keys, Tailpiece, Low Stack, Entry, 03		YR06D013	10.20 ea.
Brass Cylinder & 2 Brass Keys, Tailpiece, Low Stack, Select Deadbolt, 03		YR06D303	10.20 ea.
Brass Cylinder & 2 Brass Keys, Tailpiece, High Stack, Premier Deadbolt, 03		YR06D103	10.20 ea.
Brass Cylinder & 2 Brass Keys, Tailpiece, Low Stack, Entry, 26		YR06D016	10.20 ea.
Brass Cylinder & 2 Brass Keys, Tailpiece, Low Stack, Select Deadbolt, 26		YR06D306	10.20 ea.
Brass Cylinder & 2 Brass Keys, Tailpiece, High Stack, Premier Deadbolt, 26		YR06D106	10.20 ea.

NOTE: For Interconnects add ICN to above part numbers (Adds Longer Interconnect tailpiece)


Accessories

Rekeying

Check for availability

Buying Group: Mechanical - Retail

REKEYING – KEYING KITS & REKEYING PARTS



BOTTOM PIN



MASTER PIN



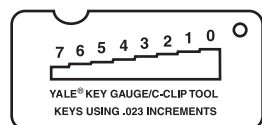
C-CLIP



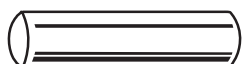
E-CLIP
067204



E-CLIP
0672D4



KEY CUT GAUGE



PLUG FOLLOWER

DESCRIPTION	QUANTITY	MODEL NO	LIST PRICE
Edge Keying Kit	Each	YR069B12	94.00
Yale KW Keying Kit	Each	YR069116	112.00
Yale SC-1 Keying Kit	Each	YR069115	94.00
KW-1 Pins			
.172 – #1 Bottom Pins	100 pieces	YR065011	8.00
.195 – #2 Bottom Pins	100 pieces	YR065012	8.00
.218 – #3 Bottom Pins	100 pieces	YR065013	8.00
.241 – #4 Bottom Pins	100 pieces	YR065014	8.00
.264 – #5 Bottom Pins	100 pieces	YR065015	8.00
.287 – #6 Bottom Pins	100 pieces	YR065016	8.00
.023 – #1 Master Pins	100 pieces	YR065001	8.00
.046 – #2 Master Pins	100 pieces	YR065002	8.00
.069 – #3 Master Pins	100 pieces	YR065003	8.00
.092 – #4 Master Pins	100 pieces	YR065004	8.00
.115 – #5 Master Pins	100 pieces	YR065005	8.00
.138 – #6 Master Pins	100 pieces	YR065006	8.00
SC-1 Pins			
.165 – #0 Bottom Pins	100 pieces	YR065600	8.00
.180 – #1 Bottom Pins	100 pieces	YR065611	8.00
.195 – #2 Bottom Pins	100 pieces	YR065612	8.00
.210 – #3 Bottom Pins	100 pieces	YR065613	8.00
.225 – #4 Bottom Pins	100 pieces	YR065614	8.00
.240 – #5 Bottom Pins	100 pieces	YR065615	8.00
.255 – #6 Bottom Pins	100 pieces	YR065616	8.00
.270 – #7 Bottom Pins	100 pieces	YR065617	8.00
.285 – #8 Bottom Pins	100 pieces	YR065618	8.00
.300 – #9 Bottom Pins	100 pieces	YR065619	8.00
.030 – #2 Master Pins	100 pieces	YR065602	8.00
.045 – #3 Master Pins	100 pieces	YR065603	8.00
.060 – #4 Master Pins	100 pieces	YR065604	8.00
.075 – #5 Master Pins	100 pieces	YR065605	8.00
.090 – #6 Master Pins	100 pieces	YR065606	8.00
.105 – #7 Master Pins	100 pieces	YR065607	8.00
.120 – #8 Master Pins	100 pieces	YR065608	8.00
.135 – #9 Master Pins	100 pieces	YR065609	8.00
Standard Top Pin	100 pieces	YR065008	8.00
Standard Top Pin (82,84 Deadbolts)	100 pieces	YR0650D8	8.00
Yale Builder Key Balls	100 pieces	YR067050	12.00
Cylinder Springs (High Stack)	100 pieces	YR067001(DBLT)	5.00
Cylinder Springs (Low Stack)	100 pieces	YR067002(ENT)	5.00
C-Clips	100 pieces	YR067201	5.00
E-Clips (#820,840,83,85 Deadbolts)	100 pieces	YR067204	18.00
E-Clips (#82,84 Deadbolts)	100 pieces	YR0672D4	18.00
E-Clips (PARA Deadbolts, Cyl 820/83)	100 pieces	YR0672Y6	18.00
E-Clips (PARA Deadbolts, Cyl Premier)	100 pieces	YR0672Y5	18.00
Spring Retainer Caps (low stack)	100 pieces	YR067101	12.00
Spring Retainer Caps (high stack)	100 pieces	YR067102	12.00
Key Cut Gauge/C-Clip Tool	Each	YR069012	5.00
Plug Follower	Each	YR069001	5.50
YH/NT Entry tailpiece	100 pieces	YR067304	19.00
Single Cylinder Tailpiece	100 pieces	YR067307	60.00
Double Cylinder Tailpiece	100 pieces	YR067308	60.00
Interconnected Cylinder Tailpiece	100 pieces	YR067307ICN	60.00

Accessories

Mounts and Samples

Check for availability

Buying Group: Mechanical - Retail

MOUNTS, DISPLAYS, & SAMPLES			
DESCRIPTION		MODEL NO	LIST PRICE
2 Hole Mount	hold up to 2 knobs, levers, or deadbolts	YR099153A	97.00
Acrylic Clear Ring		YR099110	10.00
Finish Sample Rings		YR083002	20.50



Trusted every day

Yale Home

ShopYaleHome.com

We're here to help, 24/7

1-855-213-5841

support@yalelocks.com

support.shopyalehome.com