



**THE CARBIC
PRODUCT CATALOG**
FOR THE NEXT ERA OF SENSING

CONTENT

ABOUT US	3
HOW WE TRANSMIT DATA	4
HOW CUSTOMERS ACCESS DATA	5
FLOW SOLUTIONS	
* HOW WE MONITOR FLOW	6
* TRISENSE & ULTRAFLOW SOLUTION	7
* TURBINE SOLUTION	9
LEVEL SOLUTION	
* TANK LEVEL SOLUTION	10
DATA DELIVERY SOLUTION	11
CERTIFICATIONS & DATA DELIVERY PORTS	12




ABOUT US

Carbic is a Silicon Valley tech company building the next generation of fluid sensors using advanced hardware and machine learning techniques. Carbic sensors are installed throughout North America, Latin America and the Middle East.



HOW WE TRANSMIT DATA

Adding Carbic sensors to your oilfield/ facilities is simple. Our sensors are low cost and self-powered. They transmit data over cellular or satellite, so they can be installed anywhere in the world without any additional infrastructure.



SEAMLESS DATA TRANSMISSION

All of the data related to the wave signal reflections is encoded using our proprietary transmission protocol. This encrypted data is then transmitted to a private non-geosynchronous satellite network using SBD (Short Burst Data)

This data is automatically downloaded by CARBIC servers and processed by a piece of CARBIC software called an Ingestion Engine that lives on the cloud. This means that the Customer has access to this information from any device with an internet connection. This Ingestion Engine decompresses the data and breaks it into relevant pieces to be processed by our algorithms.

Additionally, all Carbic units are equipped with two-way communication abilities. This allows Carbic to use remote updates to continuously improve the software and algorithms on the units in the field.

Also, sensor data can be simultaneously transmitted to customer systems (such as SCADA) via our real-time API.

HOW CUSTOMERS ACCESS DATA



ACCESS THE DIGITAL PLATFORM FROM ANY DEVICE

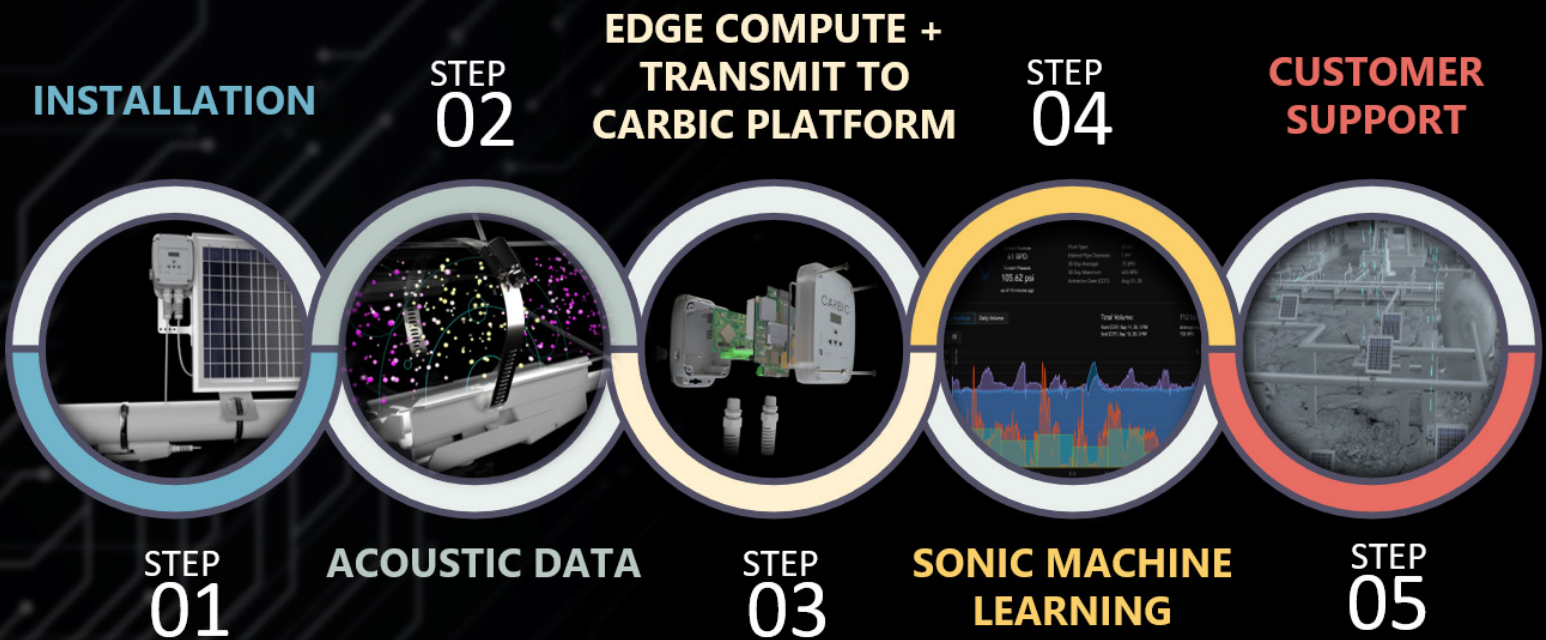
Access your data by logging in to our web app on any desktop or mobile device

- **Remote Access** of your information since calibration
- **Web Based Application**, accessed from any computer or smart device and no limit of users
- **Variables monitored** in an easy visualization mode (Access to historical and real time data)
- **The data is also accessible via API** in case customer wants to read the data into their SCADA system
- **Daily Reports & Alarms** tailor made to your needs. Set daily reports to be sent after your cutoff time, and tailor alarms to alert you when conditions change

HOW WE MONITOR FLOW

FLOW SOLUTION

CARBIC CREATED A **BLENDED SENSOR AND SOFTWARE**
SYSTEM **BASED ON MACHINE LEARNING**



A Leap in Fluid Sensing

The world's first universal
ultrasonic fluid and
temperature sensor

03

1. Apply proprietary signal processing algorithm to remove noise
2. Compress acoustic data and transmit to Carbic platform
3. Continuously update algorithm to improve signal quality

01

1. Clamp transducer and CPU/Solar mount onto pipe
2. Activate sensor via keypad
3. Upload reference data to automatically calibrate the sensor

02

1. Speaker emits ultrasonic sound waves
2. Sound waves reflect off solids
3. Microphone records reflections

04

1. Carbic platform receives encrypted data
2. Sensor learns from the data it gathers and the data from other deployed sensors
3. Cloud-based machine learning model

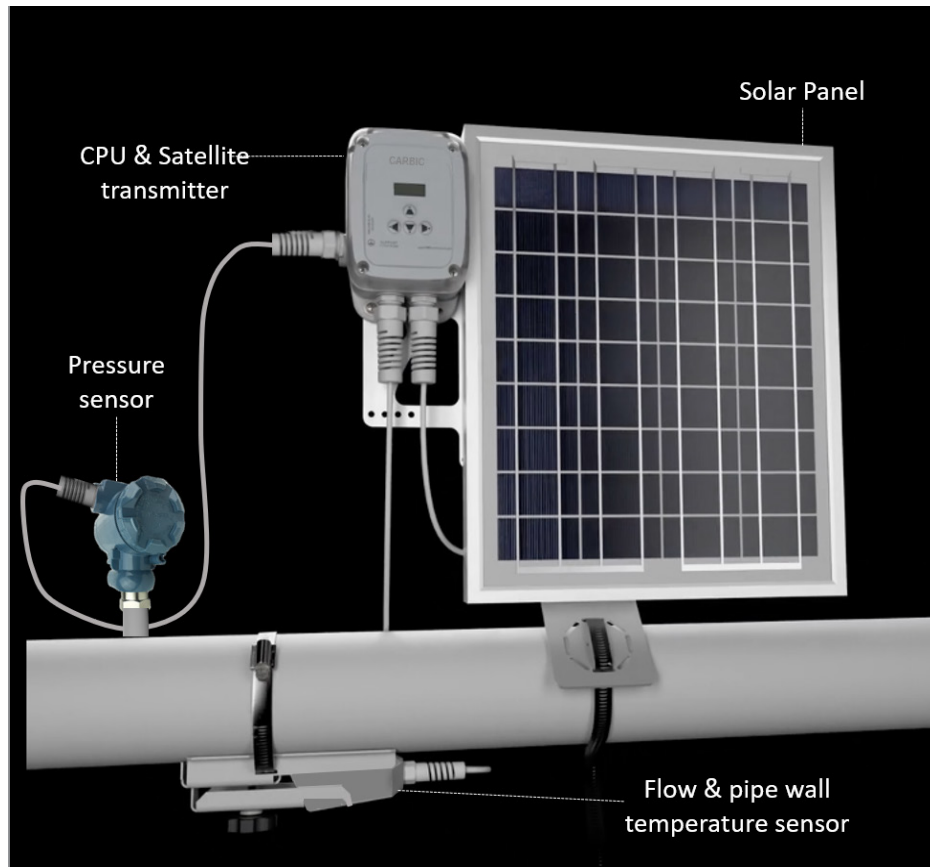
05

1. Custom alerts and alarms
2. Sensor diagnostics
3. Data available via web/mobile platform, email reports, Excel files and real-time API

TRISENSE & ULTRAFLOW SOLUTION

FLOW SOLUTION

NON-INTRUSIVE FLOW METER THAT WORKS BASE ON SONIC PRINCIPLES AND ARTIFICIAL INTELLIGENCE ARCHITECTURE WITH INTEGRATED **PIPE WALL TEMPERATURE SENSOR (ULTRAFLOW)** AND THE OPTION OF ADDING **PRESSURE GAUGE (TRISENSE)**



The primary mechanism for reading activity in the pipe is through the ultrasonic acoustic waves sent and received by the transducer. These waves are powerfully transmitted through the pipe wall, any scaling or paraffin buildup and reflect off of the many bubbles or solids present in the flowstream.



APPLICATIONS

The Carbic System can measure and monitor fluid movement in almost any pipe, even in the presence of gas, partially filled pipes, and very wide pipes.

Installing a smart network of Carbic sensors provides customers with a full understanding of key field parameters to trigger faster actions.

Example uses:

- Balance of liquids on surface: monitoring fluid balance and imbalances
- Cost optimization
- Help meet safety and environmental goals
- Monitor field activity
- Improve field equipment performance

FEATURES

Flow sensors are easy to install and use, and require no maintenance:

- Easy installation process normally takes only 20 minutes
- Non-intrusive flow sensor, adaptable to OD from 1-1/2" to 180"
- Flow accuracy of 95% +/-2% when gas, oil and water are multiphase, up to 98% in single phase
- Flow sensor with integrated pipe-wall temperature sensor (UltraFlow) plus optional pressure sensor (TriSense)
- Advanced satellite telemetry built in
- Ultra efficient battery for extreme hot regions
- Intrinsically safe & non-incendive

DESCRIPTION & COMPONENTS

There are four physical components to this system:

- Main CPU module with battery, data transmitter and edge computer
- Ultrasonic transducer to monitor flow with embedded pipe wall temperature sensor
- Pressure sensor (optional)
- Solar panel

TURBINE SOLUTION

FLOW SOLUTION

ADVANCED **TURBINE FLOW METER** FOR LIQUID FLOW MONITORING
PROVIDING VALUABLE INFORMATION TO THE CUSTOMER

APPLICATIONS

- Liquid flow monitoring

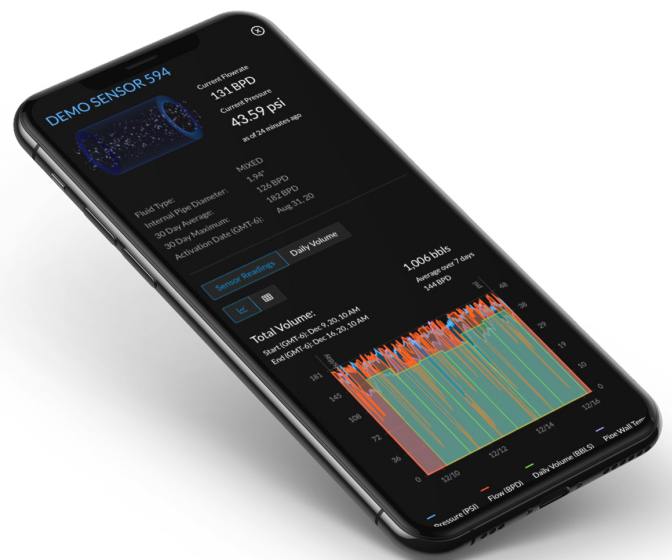

The ability of being on these spots, provides to customer constant valuable information from the entire Asset/Block/Region.

FEATURES

Carbic series turbine flow meters have the following features: high accuracy, good repeatability, convenient installation/maintenance, and simple structure.

DESCRIPTION & COMPONENTS

- Intrusive turbine
- Solar panel
- CPU with cellular and satellite transmission (we also offer a lower-priced cellular-only model)



TANK LEVEL SOLUTION

LEVEL SOLUTION

ADVANCED **SUBMERSIBLE PRESSURE SENSOR** THAT SIMPLY NEEDS
TO BE HUNG INSIDE THE TANK **TO MONITOR TANK LEVEL**



APPLICATIONS

- **Monitor levels of tanks or pools**
- Diminish the risk of leaks and overflows
- Reduce pumper visits
- Significantly improve personal health and safety environment KPIs
- Optimize trucking and hauling activity


FEATURES

The Tank Level sensors install easily (approx. 20min under normal conditions) and require no maintenance. They automatically send data to Carbic servers where it is accessible via any internet connected device:

- Retains accuracy across different fluid types and foaming
- Advanced telemetry built-in
- Ultra-efficient solar power and battery system

DESCRIPTION & COMPONENTS

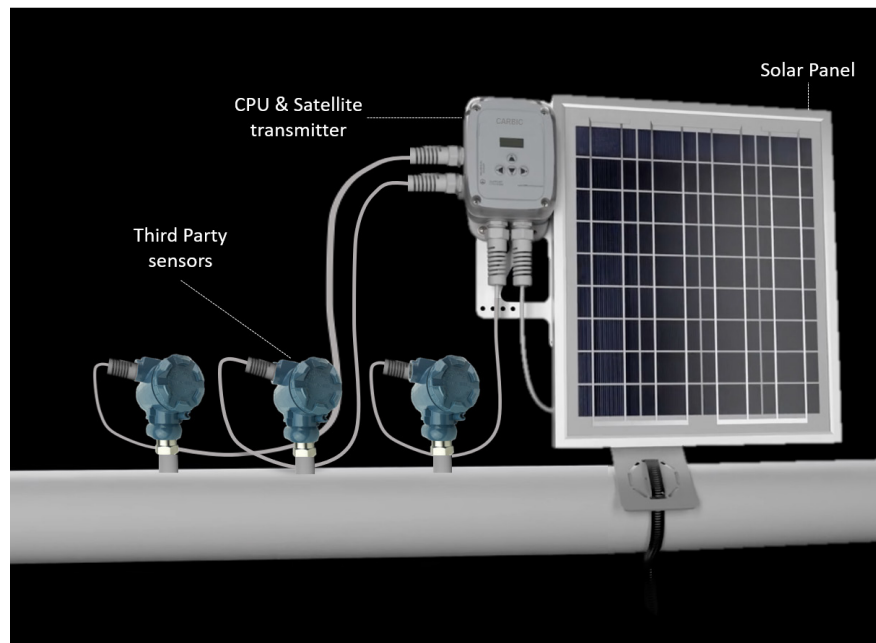
- Submersible pressure sensor
- Solar panel
- CPU with cellular and satellite transmission (we also offer a lower-priced cellular-only model)



DATA DELIVERY SOLUTION

BY CARBIC

TELEMETRY OF 3RD PARTY SENSORS, INTELLIGENT, CLOUD-CONNECTED MODULE TO PICK UP AND SEND DATA FROM EXTERNAL SENSORS; COMPLETE WITH FULL CARBIC TECHNOLOGY



APPLICATIONS

The telemetry of sensors that the customer has installed through the Carbic CPU allows the digitization of the customer's asset to be raised to a higher degree.

These algorithms allow Carbic to dynamically manage sampling rates, transmission rates, and optimize telemetry options. This is what enables our ability to offer a secure universal communications system, that works anywhere in the world, for an industry-leading cost.

See certifications & data delivery ports on page 12

FEATURES

The Data Delivery Solution installs easily, requires no maintenance, and automatically sends data to Carbic servers and software where it is accessible via any internet connected device:

- Instant installation
- Advanced satellite telemetry built in
- Ultra-efficient solar power and battery system
- Intrinsically safe & non-incendive

DESCRIPTION & COMPONENTS

The Third Party Sensor Solution is comprised of three physical components to this system:

- CPU module with battery and satellite transmitter
- Solar panel to provide power
- External sensor connection

CERTIFICATIONS & DATA DELIVERY PORTS

BY CARBIC

Certifications

TriSense & UltraFlow

Module Rating Specification:

Class I, Division 2, Group D T3C with
Class 1, Division 1 port

Solar Panel: Class I, Division 2

Sensor Rating Specification:

Sonic transducer: Class I, Division 2,
Group D T3C

Embedded temperature sensor: Class I,
Division 2, Group D T3C

Pressure: Class 1, Division 1, Groups
A,B,C,D, T3C (UL913) *Optional

Tank Level Solution

Module Rating Specification:

Class I, Division 2, Group D T3C with
Class 1, Division 1 port

Solar Panel: Class I, Division 2

Sensor Rating Specification:

Pressure: Class 1, Division 1, explosion
proof

Turbine Solution

Module Rating Specification:

Class I, Division 2, Group D T3C with
Class 1, Division 1 port

Solar Panel: Class I, Division 2

Sensor Rating Specification:

Turbine: Class 1, Division 1, explosion
proof

4-20mA

Type: Communication

Conductor size: 30-12 AWG

Conductor count: two-wire

Wire jacket OD: 5-9mm

Excitation voltage: 15-26V

Functions: read current output

Limit: max load 25mA

Requires customization: No

HART

Type: Communication

Conductor size: 30-12 AWG

Conductor count: two-wire

Wire jacket OD: 5-9mm

Port: 4-20mA loop

Version: v5

Speed: 1200bps 8O1

Functions: Universal commands in HART

Revision 5: 0x01, 0x02, 0x03, 0x0F, 0x080
and Custom write commands in HART:

0x00 - 0xFF

Requires customization: Yes

Power

Type: Power

Conductor size: 30-12 AWG

Conductor count: two-wire

Wire jacket OD: 5-9mm

Input voltage range: 12-28V

Recommended power: 15W

ModBus

Type: Communication

Conductor size: 30-12 AWG

Conductor count: two-wire

Wire jacket OD: 5-9mm

Serial Port: RS485

Protocol: RTU, master or slave

Speed: 1200,2400,4800,9600,19,2k,38
,4k,57,6k

Functions: read Holding Registers, read
Input Registers, write Single Register,

write Multiple Registers

Requires customization: Yes

Pulse

Type: Communication

Conductor size: 30-12 AWG

Conductor count: two-wire

Wire jacket OD: 5-9mm

Functions: count pulses

Limit: maximum of 100 pulses per second

Requires customization: No



VII © 2021 CARBIC

10606 Hempstead Rd. Suite 122

Houston, TX 77092

USA +1 281 729 9133

Rest of the world +52 55 8647 0446

info@carbic.com

www.carbic.com