

# SW

LIFESTYLE  
MAGAZINE

---

SPORTING  
LEGEND'S  
NEW HOME

**BY THE SEA**

---

A LABOUR OF LOVE

**BACKYARD OASIS**

---

CREATE A RESORT

**AT HOME**

---

EXPLORE OUR

**PRODUCT GUIDE**

---

HOW TO  
**REDUCE** YOUR SPA  
RUNNING COSTS

---

STYLISH OUTDOOR  
**SHADE IDEAS** TO  
PROTECT YOUR  
FAMILY THIS  
SUMMER

---





**shadowspec**  
umbrellas with distinction



# A superior shade solution

We all know how important sun protection is, especially with young children. The challenge can be finding a shade solution that not only protects you from damaging UV rays but also looks great, enhances your outdoor area and is built to last.

Shadowspec™ are among a handful of businesses dedicated to designing and manufacturing high-quality outdoor umbrellas.

When it comes to producing elegant, functional, sturdy umbrellas, this New Zealand-owned and operated business is the real deal.

They've been manufacturing high-quality sun umbrellas for over 25 years.

Their Serenity™ and Unity™ umbrellas are two of the leading New Zealand made umbrella brands in the world.

If you're looking for a quality shade solution and are happy to pay a little more for quality and durability, then Shadowspec™ is definitely worth a look.

## Shadowspec™ top sellers

Shadowspec™ produces a range of umbrellas to suit many different outdoor situations. Two of their most popular umbrellas are the Serenity™ and Unity™.

These elegant, versatile umbrellas have been created to stand the test of time. Manufactured from marine-grade aluminium and featuring patent-pending technology, they both feature exclusive stainless steel componentry for effortless and secure opening, closing and positioning. The umbrellas have also been successfully wind tested for several hours at 60km/h from all directions.\*

## The Serenity™

Elegant, innovative and resilient, the Serenity™ is easy to use and quick to deploy. Priced from just \$3,990\*, the Serenity™ is available in a range of colours, shapes, sizes and mounting options so you can create your ultimate outdoor living experience.

## The Unity Duo™

Innovative, modular and exclusive, the Unity Duo™ offers superior sun protection with designer style.

Priced from \$7,290\*\* NZD, the Unity Duo™ is a cantilevered shade that covers up to 36m², with the option to mount up to four canopies off one mast.

[Click here to view Spa World's full range of outdoor shade solutions.](#)

\* It is recommended the umbrella be closed at 40km/h to preserve longevity.

\*\* Price may change without notice.

Available at  
**Spa World**





# Welcome

As anyone who owns one knows – a spa, swim spa or sauna is more than just a product. It's a gateway to a healthier, happier life.

We asked some of our customers how their 'spa life' was going. Their answers were surprising, inspiring and heartwarming:

**A dream come true. An escape from everyday life.**

**A solution to long-term health problems.**

**A way to connect to the people we care about.**

You can read their full stories in this issue of SW Magazine, along with lots of other great information to help you achieve your goals – whether you're after relaxation, fitness, fun, family time or all four!

Here's to your health and happiness!

*Andrew Pullen*  
CEO of Spa World

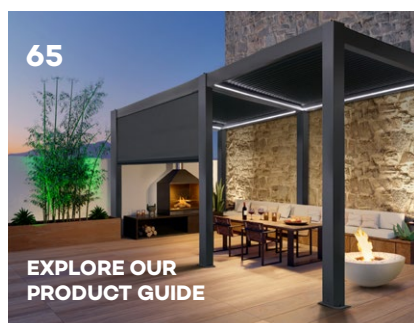


ANDREW, HIS WIFE ELENA  
& TWO YOUNGEST CHILDREN



# SW CONTENTS

## On the cover



<b>PUTTING THE AHHH IN YOUR SPA</b>	<b>04</b>	<b>HOW TO SPOT A QUALITY SPA POOL</b>	<b>42</b>
Our five special spa features		Five features to look out for	
<b>CELEBRATING SUCCESS</b>	<b>10</b>	<b>A NEW LEASE ON LIFE</b>	<b>44</b>
Spa World shines at spa awards		Getting fitter and stronger in a swim spa	
<b>HERE COMES THE SUN</b>	<b>12</b>	<b>ELEGANT OUTDOOR AMBIENCE</b>	<b>48</b>
Shade solutions to protect your family from the sun		<b>QUICK AND EASY WATER CARE</b>	<b>50</b>
<b>POPULAR FAMILY SPAS</b>	<b>14</b>	<b>HOW TO FIND A GOOD SPA RETAILER</b>	<b>52</b>
Top-selling spas for families		<b>SHARING PRECIOUS MOMENTS</b>	<b>54</b>
<b>MUST-HAVE SPA ACCESSORIES</b>	<b>20</b>	Spa brings family together	
Our top five spa products		<b>SAUNA THERAPY</b>	<b>58</b>
<b>PICKING THE PERFECT SPOT FOR YOUR SPA</b>	<b>22</b>	The healing power of infrared saunas	
<b>CHOOSE YOUR SEATS</b>	<b>24</b>	<b>THE COUNTDOWN</b>	<b>60</b>
Finding the right fit for you		Planning the installation of your spa	
<b>AQUAFITNESS AT HOME</b>	<b>26</b>	<b>SCENT FROM HEAVEN</b>	<b>62</b>
Dr Rick McAvoy, aquatic training expert		Introducing aromatherapy to your spa experience	
<b>SEAMLESS STYLE FROM HOUSE TO POOL</b>	<b>28</b>	<b>SAVE TIME AND MONEY</b>	<b>64</b>
A busy couple's three-month project		Our top spa upgrades to save you time and money	
<b>THE VERSATILE SWIM SPA</b>	<b>32</b>	<b>PRODUCT GUIDE</b>	
Your answer to an all-season pool		Jacuzzi® Spas and Swim Spas	<b>65</b>
<b>MAKE THE MOST OF YOUR SPA THIS SUMMER</b>	<b>34</b>	Vortex™ Spas and Swim Spas	<b>73</b>
Our top three spa accessories		Fisher™ Spas and Swim Spas	<b>81</b>
<b>CHEERS!</b>	<b>35</b>	Vortex™ Saunas	<b>86</b>
Safe, stylish glassware for your spa		EcoSmart™ Fires	<b>88</b>
<b>HOW TO REDUCE YOUR SPA'S RUNNING COSTS</b>	<b>40</b>	Vortex™ Pergolas	<b>92</b>
Top tips from Spa World CEO Andrew Pullen		Shadowspec™ Umbrellas	<b>94</b>







## 1. Jets

Jets are what provide that ahhh-mazing massage experience in your spa. Look for jets that are strategically positioned to target specific areas of your body, for example, lower back, neck and shoulders, hips and feet.

Ideally, you would have a variety of different jet types, including multi-directional, adjustable jets for maximum pressure and a choice of both broad and soothing massage actions.

Make sure any spinning jets use 'bearingless technology' to ensure they remain spinning for the spa's life.

When it comes to jets – placement, adjustability and variety are much more important than the quantity. Many of the best hydromassage spas on the market actually have relatively few jets, as too many powerful jets can impact the spa's performance and the effectiveness of the therapy.



# PUTTING THE AH HH IN YOUR SPA

*with these five features.*

A big part of the spa pool or swim spa experience is the feeling of sheer luxury that comes with ownership. These five special features will give you the ultimate spa experience.

## 2. Hydromassage

Spa hydromassage uses warm water and massage therapy to reduce stress, promote relaxation and alleviate muscle pain and tension.

The best hydromassage spas offer features such as ergonomically designed lounger seats, therapy collars that target sore, tired neck muscles and multi-directional jets.







### 3. Water features

There aren't many better ways to wind down after a long day than relaxing in a warm spa. Add to that your own personal waterfall gently cascading over your shoulders and you're instantly transported into a state of bliss.

Sitting above the waterline, coloured waterfalls provide a broad stream of water, while laminar jets offer a seamless, velvety smooth jet flow.

*\* Vortex's unique laminar jet technology removes the air from the water flow, resulting in smooth flow of water that is unlike any other on the market.*



### 4. Lights

Lighting can completely uplift your spa experience. Dynamically adjustable options like flood and jet lights, backlit drink holders, waterline illumination and access lighting make your spa experience not only safe but also fun.

Some spas also use specific coloured lights (chromotherapy) to backlight the jets and controls to create a tranquil, healthy environment.



### 5. In-pool entertainment

Turning your spa into an entertainer's dream has never been easier.

Systems such as SmartStream™ allow you to wirelessly stream music from a smart device through inbuilt spa speakers.


With the SmartStream™ system, you can also wirelessly control and monitor your spa from any Apple or Android smart device. Imagine changing your spa temperature while on the way home from work!

*Vortex™ Titanium model shown*



# FOUR TIME GOLD MEDALIST TAKES ON NEW CHALLENGE

Ian Ferguson brings his retirement plan to life.



**C**hampion kayaker Ian Ferguson is one of New Zealand's most successful Olympians. Although these days, he's more likely to be found carrying a hammer than a kayak paddle. Now retired, Ian has spent the past year building his dream home at a sublime beachfront property near Auckland.

The Sandy Beach location is close to Ian and his wife Aly's hearts. They discovered it on their honeymoon 47 years ago.

"We camped on the beach for a night while I went surfing. We actually came down the road we now live on."

Never imagining they'd settle there, they bought their section in 2006, and Ian built the bach.

"I had no idea we'd be back there. I just wanted to retire to a nice, warm climate with a surfing beach. And I knew this was a surfing beach, not too far from Auckland and the rest of the family."

They knew they'd build a permanent home on the property one day. That dream is now almost a reality with Ian designing and leading the building of their brand new home.

"We're not in yet. It hasn't had sign off, but our spa pool's in, and we walk up there for our spa."

The spa is central to their family-filled lifestyle. The new Vortex Nitro Avante™ is situated on a purpose-built timber deck, commanding a prime beachfront view.

Now retired, Ian has spent the past year building his dream home at a sublime beachfront property near Auckland.



The spa helps connect them to their two sons and four grandchildren, continuing their long-held family spa traditions.

"We've always had a spa. I just liked having a spa after training sometimes or just for the hell of it. It's great.

## The Ferguson's Vortex Nitro Avante™ is situated on a purpose- built timber deck, commanding a prime beachfront view.

"We've got this amazing view of the beach, and when we're in the spa, we look right down on the waves. We can go surfing and just wander on back and jump in the spa and warm up. It's a tradition that once you've been swimming or surfing down at the beach, you come up, sit in the spa and warm up again."

It's especially true of Ian and Aly's "little boys", their grandsons aged 8, 9 and 11 who, after coming in frozen from surfing, warm up in the spa with a lemonade.

"They always get lemonade in the spa," says Ian, but he's not complaining. "It's my cunning plan that they all surf, so they'll always come and visit me as they get older. They'll want to come to stay at my place and surf."

Life is all about the ocean for the Ferguson family, who are all self-described "water people". They've all been surf lifesavers, swimmers, kayakers and now sailors. Son Steven Ferguson, a high-performing sportsman and Olympian, sailed for Emirates Team NZ in this year's America's Cup.

"He was a grinder. He did similar things to me. He started as a swimmer and initially went to the Olympics as a swimmer. The next three Olympics, he went as a kayaker, and then he turned to America's Cup grinding, and they won the cup."

While Ian has stopped competing, he won't say an absolute no to any more competitive racing.



"We normally  
have a spa  
together with a  
glass of wine.  
We're happy to  
relax in it, chat  
and just enjoy the  
ambience of it."



"I've still got some racing stuff which I like to go for a paddle on occasionally. But I'm not driven to race for any result. I'm too competitive. I won't race unless I've trained hard."

These days, Ian is more about enjoying life, hanging out in the spa, having his grandchildren over, and surfing and fishing. The Nitro Avante™ fits his lifestyle perfectly. "Aly and I are the main spa users. We usually have

a spa together with a glass of wine. We're happy to relax in it, chat and just enjoy the ambience of it.

"It's big enough for up to five people to all be comfortable, like when we get the grandkids here, they pile in and love it. Because it's got personalised seats, everywhere you sit is made for just getting in and relaxing. It's also ideally situated for stargazing.





Life's all about the ocean for the Ferguson family, who are all self-described “water people.”



“We love to pop into the spa at night. It's not a very populous area we live in. Our end of the bay is coastal and rural so there are not many neighbours and you don't get too much light pollution. We enjoy going out and having a spa and looking at the stars.”

The most interesting thing they've seen is Elon Musk's satellites. “There were hundreds of satellites. They just looked like stars dragging on a chain behind each other. It was incredible.”

Along with having more bells and whistles and being cosier than their previous spas, it was the jets that sold Ian on the Nitro over any other model.

“I liked it because it had lots of jets. I particularly like the neck therapy collar, but I also like getting jets



everywhere, cranking on me. I'm used to it from when I was an athlete getting big massages. I enjoyed the feel of it. The jets aren't as rough as a massage, but they're getting there—and they definitely relieve aches and pains.”

Importantly, the spa was fuss-free to install and is very user-friendly. “It came on the back of a ute. We backed it up to the spa deck, rolled it on and filled it with water. All the electrics were already there, so we literally just plugged it in.

“There's bugger all maintenance. Nothing to do. I test it occasionally and throw a teaspoon of chlorine in every time we finish it.”

At 68, and despite thoroughly enjoying his retirement, Ian isn't one





“There’s  
bugger all  
maintenance.

Nothing to do.

I test it  
occasionally  
and throw a  
teaspoon of  
chlorine in  
every time  
we finish it.”

to put his feet up completely, “I’ve always worked hard. It’s a rule. I never stop, morning till dusk.”

It’s this drive that’s seen Ian do the hard graft on their new home. “I’ve been enjoying doing it. It’s been hard work. I’ve lost a little bit of weight! Every day’s a hard work day.”

His advice to anyone wanting to build their own home? “Definitely retire first, and then it’s easy. You just spend your time doing it. It keeps you busy. I would hate to have been trying to work and do it.”

Ian and Aly hope to move into their new home in time for summer. “We’ve got two levels. Ours is the top-level, and once it’s finished, we’ll be able to move in.”

The bottom level is for their family. “We’ll just potter away at that, and I can relax a bit more. I won’t work so hard. I’ll go surfing and fishing a bit more.”

The house has worked out better than they imagined.

“Everything is just right. The view is far better than I thought, and the spa pool is definitely in the right spot. It’s all exactly what I wanted or better. I’m really proud of what we’ve done. It certainly is an amazing build. We’re looking forward to moving in.”

For more details on  
Vortex Spas™ click here.

### VORTEX® NITRO™ AVANTE SPA

Find out more about this  
product on page 79 of our  
handy **Product Guide** at  
the back of the magazine.





# CELEBRATING SUCCESS

*Spa World shines at spa awards.*

## Australasia's award-winning spa retailer

Spa World is committed to excellence in all areas of its business – from the quality of its products to caring for their customers. Don't just take our word for it, the experts think so too! This year the Australasian-owned company was judged number one global distributor by Jacuzzi Spas® – arguably the world's best spa maker – and they also won best spa retailer at the SPASA (Swimming Pool and Spa Association of Australia) awards. With accolades like this, you can be sure that Spa World is a trustworthy company.

## Spa World scoops top prizes at Jacuzzi® awards

Did you know, the world's best Jacuzzi® distributor is based right here in Australasia? At this year's global Jacuzzi® Conference, Spa World was named Jacuzzi® Distributor of the Year, along with winning six other major prizes – beating many other retailers from all over the world. If you're a fan of this premium brand, you can buy from Spa World with confidence, knowing they have the Jacuzzi Spas® seal of approval.

- Jacuzzi® Distributor of the Year
- Best New Distributor International
- Jacuzzi® Best New Distributor
- Jacuzzi® Exceptional Customer Service Award
- Jacuzzi® Regents' Award: Largest Sales Volume - International
- Jacuzzi® Gold Club Award: Exceptional Swim Spa Sales Performance
- Jacuzzi® Gold Club Award: Exceptional Sales Performance





## Spa retailer of the year across Australasia

As we went to print, the first prize winners for the 2021 SPASA Awards of Excellence were announced.

SPASA is the Southern Hemisphere's largest swimming pool and spa industry body.

Its annual competitions are run in states across Australia and New Zealand over several months, culminating in a national awards ceremony.

Results to date:

- Spa Retailer of the Year, South Australia
- Spa Retailer of the Year, Queensland
- Spa Retailer of the Year, Western Australia
- Spa Retailer of the Year, New Zealand
- Best Swim Spa Installation, New Zealand
- Best Spa Sales Representative, New Zealand

The major prizes of National Spa Retailer of the Year for Australia will be announced later this year. We will be sure to update you in the next issue of SW Magazine.

Find out more about our award winning 'Best Swim Spa Installation, New Zealand' on page 28.



## Star salesperson has the magic touch!

Michelle Pratt is Queensland's best spa salesperson - and she has the award to prove it.

Michelle won Queensland Spa Sales Representative of the Year at the 2021 SPASA Awards of Excellence.



In announcing the award, the judges praised Michelle's work ethic, team spirit, "amazing" customer feedback and the many testimonials praising her customer service.

**"If I can help someone choose a spa that gives them a better quality of life, that's really rewarding."**

Michelle has been selling spas for 27 years and currently works at Spa World Brisbane. She is passionate about helping people find the perfect spa and live happier, healthier lives.

"I love my job. I've been doing it for a long time and the truth is, I've never really wanted to do anything else," she says.

Michelle says being a great salesperson is all about getting to know somebody and asking the right questions in order to point the customer in the right direction.

"I really take the time to get to know them and find out exactly what they need. That's what I do best."



The Spa World team celebrates their success at the SPASA Awards of Excellence.



# HERE COMES THE SUN

Protect your family from those harsh rays with these stylish shade solutions.



Shadowspec™ Serenity™ shown



Summer outdoor living is part of our DNA, so choosing the right shade solution will help you get the most from the sunshine hours.

With Spa World's range of outdoor umbrellas and pergolas, keeping you and your family safe from the harmful effects of the sun has never been so easy or stylish.

## But what type of sun protection should you install at your place?

As with any major design decision for your home, you'll need to consider what the shaded area will be used for. Do you need a portable and quick solution like an umbrella? Or are you looking for a permanent extension to your home, such as a pergola?



## Pergolas

The pergola is an age-old solution to the intense overhead sun. It provides an elegant extension to the home that bridges the transition from indoors to out. Not only do pergolas look great, they're also a practical way to protect people and furnishings from harsh weather conditions, including damaging rainfall.


Wooden pergolas that can be high maintenance have been replaced by modern pergolas that come in various sizes, colours and materials.

The best pergolas on the market today are made of durable, easy-care materials like powder-coated aluminium. Pergolas with motorised louvres, that open and close with the press of a button, are becoming increasingly popular. Some models also come with clever, extra features like LED lighting and privacy blinds.



## Shade sails

There are a wide variety of shade sails on the market, and it's worth noting that not all are created equal. When considering a shade sail, things to look out for are UV rating, strength and durability. Correct installation is also essential. Securely installed, a shade sail is an excellent option for a sandpit or play area. However, they can be noisy and cheaper options can break loose or stretch in the wind, causing damage.



## Umbrellas

If you want something more portable, you can't go past a quality outdoor umbrella for making a statement in your backyard or on your patio or deck.

Umbrellas are an excellent option for creating a relaxing, shady retreat. Sit back and watch the kids play, read a book, share a meal with guests and enjoy the perfect blend of sun and shade.

Look for umbrellas that are made to last with durable, weather-resistant materials. An umbrella should be easy to open and close, and be portable – so it can be easily moved if needed. Umbrellas that tilt are also an excellent option for blocking low, afternoon sun.

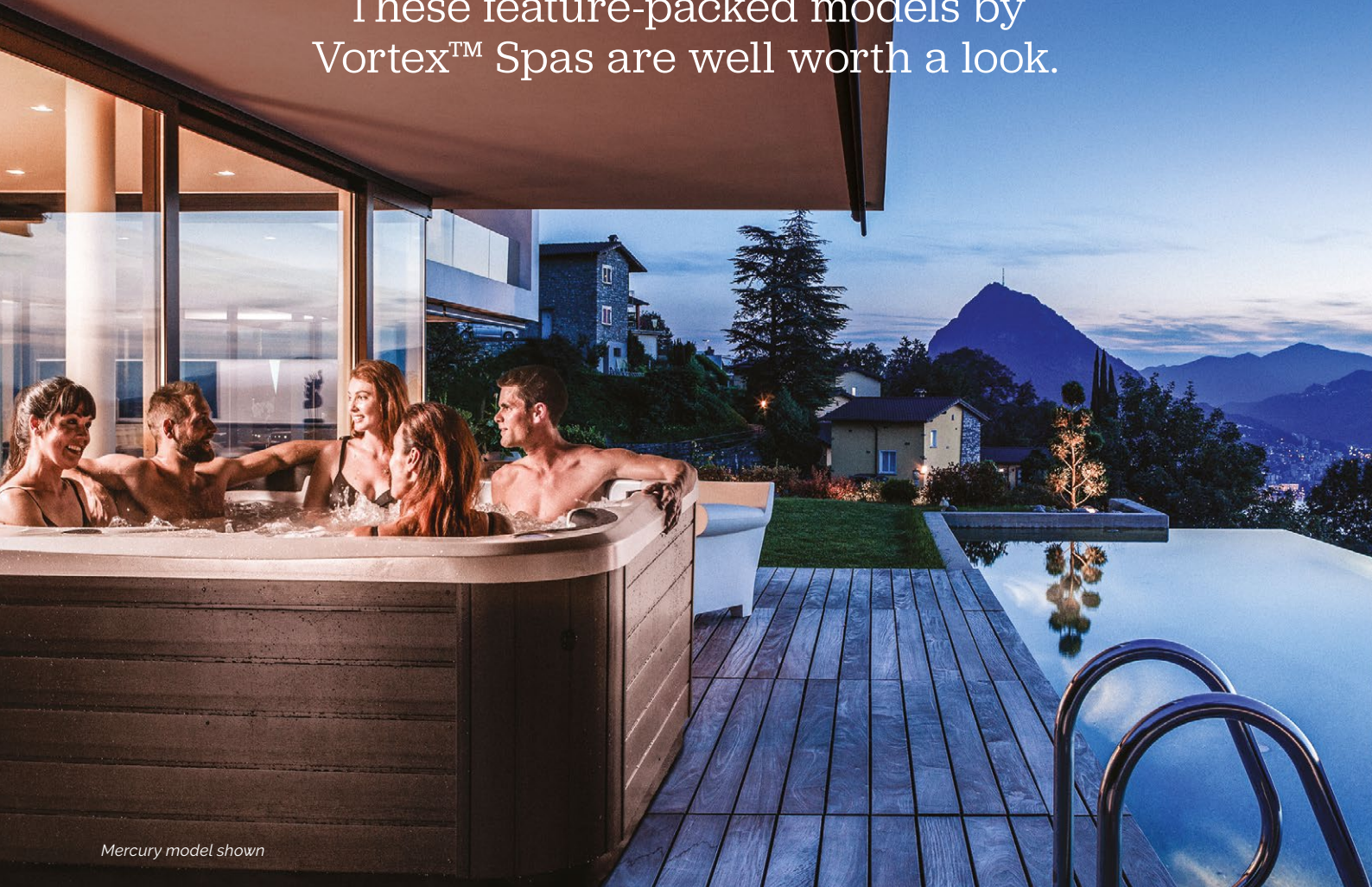
For extra impact, choose a brightly coloured umbrella that matches your furnishings and draws the eye to your outdoor lounge or dining area.





# POPULAR FAMILY SPAS

Looking for the perfect family spa pool?  
These feature-packed models by  
Vortex™ Spas are well worth a look.



Mercury model shown



[Click here to view Vortex Nitro™  
at your place with our AR virtual  
preview tool.](#)

One of the most common questions we are asked by people shopping for a spa is: "What's the best spa for families?" In our experience, the best family spas are high-quality and packed full of features – without breaking the bank.

Spa World's two bestselling family-friendly models are the Vortex Mercury™ and Vortex Nitro™.

Vortex™ Spas are well built, energy-efficient and low maintenance – the family trifecta. They also have many premium features like backlit jets and drink holders, dual-layer insulation and a Purezone™ Ozone water clarifying system, giving you excellent value for money. There are great reasons why these two models top our list of family-friendly spas.

## Vortex Mercury™

The Mercury™ family spa pool's status as a bestseller is well-earned.

At 2 metres, it's ideal for slightly smaller spaces while easily accommodating a family of four.

With 46 therapeutic jets, you'll receive the full benefits of hydrotherapy wherever you sit, while individual seat pressure controls mean you can control the level of massage for each family member. Twin loungers and its unique neck therapy collar mean there are plenty of options for relaxation.

The backlit laminar jets, water cascade and non-slip drink holders, combined with underwater



illumination, create an atmosphere of tranquility while also providing great entertainment.

For smaller family members, two slightly elevated seats offer a safe and comfortable place to hang out and cool down.

Your family's health is obviously a top priority. The Vortex Purezone™ Automatic Water Care System will help keep your spa clean and healthy with little effort required on your part.

It means you can spend more quality time inside your spa instead of outside maintaining it.

**For more details on Vortex Mercury™ click here.**

### Vortex Nitro™

The Nitro™ takes all the amazing features of the Mercury™ to the next level. Slightly larger at 2.3 metres, the Nitro™ can seat a family of five to six.


The Nitro™ has up to 71 hydrotherapy jets, including high-pressure volcano massage jets to target harder to reach areas of the body such as hamstrings and the chest.

A separate raised corner area offers a safe place for up to two toddlers to sit and play, so no one is left out of the fun. It's also a great area for an adult to cool down.

The bottle cooler on the Nitro™ also makes it an excellent option for families who want to entertain in their spa. Both models come with high-density, lockable, child-proof hardcovers, so your family is always safe, even if you're not around.

**For more details on Vortex Nitro™ click here.**

With everything you could want in a family spa, the Mercury™ and Nitro™ make spending time with your loved ones a joy.







The swim spa was installed in-ground into the deck to make the space look bigger and so you can sit on the side of it.



# ONE MAN'S LABOUR OF LOVE

A solo mission to create a backyard oasis with a swim spa as the crowning glory.

It's incredible what you can do when you set your mind to it. For Matt Cowdell, that meant single-handedly building a Bali-inspired oasis in his backyard. One year on, SW Magazine caught up with Matt and his girlfriend Amy, to learn more about his incredible DIY project.

For Perth couple Matt and Amy, there really is no place like home. The busy health professionals live in Scarborough, Western Australia.

She's a dental nurse, and he's a mental health nurse in the police crisis unit. "It's good work. I love it", Matt says of his mental health role.

"It feels good to be making a difference for people, but it can be tough – we deal with quite a lot of distressing stuff."

At the end of a long, stressful day, the couple loves nothing more than relaxing by their swim spa in the backyard oasis Matt built by hand.

"After a hard day's work, it's really nice to come home, open a bottle of wine, come out here and just enjoy it. I find that aspect fantastic."

You wouldn't know from looking at it, but what is now a Bali-inspired outdoor haven complete with an inbuilt swim spa, BBQ, dining area and lush plantings, was once just a pile of dirt.

In fact, in the lead up to Christmas last year, Matt was literally shifting that dirt, one wheelbarrow load at a time, often after work and late into the night.

There were even a few shifts that went on into the wee small hours.



It was a true labour of love.

"I dug out 30 tonnes of sand by hand and wheelbarrow, which took a week in the height of summer. A whole week of just digging out in 40 degrees. I was doing it in between work and was even shovelling sand on Christmas Day. It was full-on. The whole time I was conscious I needed it within 20mm to make sure the spa would sit level," says Matt.

What is now a Bali-inspired outdoor haven complete with an inbuilt swim spa, BBQ, dining area and lush plantings, was once just a pile of dirt.

The only aspect Matt didn't do himself was the concrete.

"I got somebody to come in and do that bit. It all went pretty quickly from that point on."

In the early days of the build process, Amy had just met Matt. This was her first introduction to his DIY skills, dedication and incredible work ethic. As it was, it was a pretty good way to suss out if her new bloke was worth it.

"I didn't see her that often when we first met. When we did catch up, I was covered in sand or dirt!" Matt laughs.

"She walked into this crazy house with sand everywhere and me with my crazy plans – I'm not sure what she thought, to be honest. But she's still here!"

When he was planning and designing his outdoor area, Matt had three main goals he wanted to achieve. It had to be low maintenance, private, and have a holiday feel.

"I'm pretty pleased with how it's turned out. I wanted it to have a kind of oasis or retreat feel to it. So that's the basis of it," says Matt.

Ultimately, Matt wanted a space where he could just be in the moment, relax, forget about the day and feel transported to a holiday destination – in this case, Bali.

"The idea for the Bali theme came to me while I was on holiday there. I was having a few beers, and I saw some



"After a hard day's work, it's really nice to come home, open a bottle of wine, come out here and just enjoy it."

bamboo, and I thought, "I could use that. Put a seam in the middle, drill some holes, put lights in it, put it on the wall. When I have a few beers, I tend to have these crazy ideas!"

Crazy idea or not, when Matt came back from his holiday he couldn't shake it. Soon enough, the idea became a plan, and that plan turned into action. Deciding which swim spa to buy was his first step.

"I did a lot of research on products and cost and what's the best option for the Australian climate in regards to UV rays – lots of stuff like that," says Matt.

"I also had to work with my backyard and the space I had. The research helped me work out what size spa to get and if I could fit it in. I also checked a lot of reviews – productreview.com, for example, was excellent."



After a deep dive online, reading various review sites and visiting spa stores, he settled on a Vortex Aquagym™ from Spa World.

"I'm a firm believer that you get what you pay for. You don't have to pay top dollar for everything, but it pays to look for a good brand with good backing from the retailer," says Matt.

Another option would have been a pool, "but you don't have the nice lights or the bubbles, and a pool is not technically year-round, where this spa is. It's also much nicer looking, there are no noisy pumps, and they're all hidden. I have friends with pools who are wishing now they went with a swim spa instead."

With the swim spa locked in, it was time to bring his dream to life – which meant a lot more research. Matt says there was a lot of preparation work required before he started digging and planning the decking. He needed to know exactly what he could fit into his space and be sure he was complying with his local council's regulations.

"It's so nice when the spa lights are on, especially at night with the changing colours."

"Swim spas are high, and there are regulations that come with sinking them into the ground. I wanted to get mine within a spec that meant I didn't have to have engineering approvals. I also wanted the spa to be at a height where you could comfortably sit on the side and talk to somebody in it."

As with any DIY project, not everything went as planned.

"There were a few surprises – like stormwater pipes which I had to remove and refit. Yeah, lots of little issues like that along the way."



View this award winning installation at [qrs.ly/cecupzs](https://qrs.ly/cecupzs)



Another hiccup involved the swim spa installation itself when the spa was craned into position. Matt soon realised it was in the wrong position.

"No fault of the crane guys, it was just on the wrong line. I'd set so many site lines!" he says.

"When I got home from work about one in the morning, I went straight out with a four-wheel-drive high lift jack, jacked up the spa and pushed it over to the right line. It was empty, and I can tell you – it weighed a tonne.

"I was dripping in sweat by the time I'd finished but at least it meant I could actually get some sleep."

In the end, Matt's perseverance and attention to detail paid off because simply put, Matt's project is a DIY marvel – no easy feat for a one-man operation.

It's finished to an exceptionally high standard, using quality stainless steel fittings, durable and water-resistant composite decking, a stylish glass safety barrier and in-built lighting.



Sections of the decking can be lifted to provide clear access to the swim spa's control system for service. While all external components, such as wiring and heat pump, are discreetly hidden for safety and aesthetics.

While the space is small (it's only 25m<sup>2</sup>), it doesn't feel cramped. Through careful planning, Matt created three different zones in the small space while still making everything feel integrated and connected. There's a dining and BBQ area to one side, the lounge on the other and out in front as the star attraction is the Vortex™ Aquagym Max Pro Plus Avanté swim spa.

"The whole area definitely has the wow factor. No one expects a swim spa to be in this garden," says Matt.

"The whole area definitely has the wow factor.

No one expects a swim spa to be in this garden."

Matt's swim spa is incredibly energy efficient – thanks mainly to having the water heated by a SpaNet™ heat pump that's powered by solar panels on the roof of his house.

"Having a spa heat pump is really the only way to go. My solar panels power the entire home, including the heat pump and swim spa. In summer, the whole house is totally self-sufficient with the spa on as well.

"Because I have solar panels, I can monitor the consumption. It's actually 1.9 kilowatts more efficient than my old spa pool when it's heating and circulating.

"We're talking about a swim spa which is 7,800 litres compared to a spa with 1,000 litres. It's 75 per cent more efficient than my last spa with seven times more water, which is really good.

"It chews through the power a bit more when the swim jets are on, but that's only for a short period."

Even when his spa isn't in use, Matt says it's lovely to look at.

"It's so nice when the cover is off, and the lights and jet that spouts water are on, especially at night with the changing colours."

The total cost of the renovation, including materials and swim spa, was less than \$50,000. That's not a bad price for a 24/7 holiday retreat.

"The decking was around \$11k, and the swim spa was about \$30k. So all up, I'd say it cost me around \$45k. It would have cost a lot more if I'd paid

someone else to do it. I thought the price of the swim spa was fantastic, that's with the heat pump. The quality is excellent, as are all the extra features, I thought it was really reasonable."

Amy is understandably proud of what Matt has achieved. Knowing he crafted almost every inch of the build – including landscaping, decking, fencing and spa installation himself – is the cherry on top.

"I wasn't sure exactly what to expect when he first told me about the project," Amy says. "When he was busy working on it, I was trying to figure out how it would look. He just had this vision and belief that he could do it, and that it would look amazing. He was right!"

Without taking anything away from Matt's achievement, Amy has a few words of advice to anyone thinking about doing something similar.

"I still get in the spa some nights, and I can't believe it. It's pretty much exactly how I imagined it."

"Don't dig the hole yourself! Get a digger." It's advice Matt reluctantly agrees with.

"Yeah, well, I didn't know that I could've gotten a little mini digger in there. Of course, if I had, then that's what I would've done. Aside from that, I wouldn't change a thing. I enjoyed the challenge and the fact that I did it myself," he says.

"I'm really happy. I still get in the spa some nights, and I can't believe it. It's pretty much exactly how I imagined it."

## AQUAGYM™ SWIM SPA

Find out more about this product on page 80 of our handy **Product Guide** at the back of the magazine.





# MUST-HAVE SPA ACCESSORIES


Our top five products to take your spa pool experience to the next level.

From the practical to the downright cool, these must-haves will lift your spa game to the next level and make summer soaks the most anticipated part of your day.

## 1. Play it safe with steps

Spa steps make it safe and easy to get in and out of your spa.

Spa steps come in a range of heights, colours and materials to match your set up, including heavy-duty WPC (Wood Plastic Composite) and strong but transportable plastic. Two-tiered models will work for any spa up to one metre high, while four-tiered steps are great for swim spas.



## 4. Get a little boost

For those who are a bit shorter and find they need a little lift to be comfortable in a spa, booster seats are the perfect accessory.

Made from heavy-duty, heat-resistant material, these spa boosters are easily filled to the right height using a standard garden hose nozzle, and use suction cups to prevent them from floating.

## 5. Eat, drink and be relaxed

Bring the bar to your spa with a floating food and drink holder.

Made to hold a variety of snacks and drinks, this specially designed floating bar uses water-filled ballasts to maintain stability in the water or spa edge and has two carry handles for easy transport straight from the kitchen.

Find these products and more at [spastore.com.au](http://spastore.com.au)

To learn more about these products click [here](#).

## 2. Watch your back with a cover lifter

Save your back, spa cabinet and cover from wear and tear with a cabinet free cover lifter.

While heavy, insulated covers are essential to maintain the temperature of your spa and save on your power bill, the weight of a good cover can be challenging to lift, and you run the risk of damage by dropping or dragging it on the ground. A cabinet free cover lifter can easily be operated by one person and won't damage the side of your spa cabinet like some cabinet mounted lifters will.



## 3. Make clean up a breeze

Keep your spa free from debris with a spa vacuum. The Rechargeable Spa and Pool Vacuum is the simplest way to remove sand and debris from your spa. It's cordless and doesn't use a water hose that can change the temperature of your water, so you can go from sea to spa without a worry.





# ecosmar<sup>+</sup> Fire

Get this year's hottest style!

Stunning contemporary style and smart, environmentally-friendly design combine to create Stix™ – the ultimate in portable fires.

Conceived by the renowned designer Hiroshi Tsunoda and echoing his signature geometric style, Stix™ fires consist of varying-sized tubular stainless steel 'sticks'. The result is a practical, portable and visually striking fire that will amplify any alfresco entertaining space.

Half outdoor accessory, half work of art, the eye-catching design of Stix™ fires has been recognised with a slew of awards, including the Good Design Award 2011, Australian International Design Awards; DesignEx Best

New Product 2011; and USA's 2011 IIDA/HD Award for Excellence.

Stix™ fires use plant-derived bioethanol fuel, allowing you to enjoy the warm glow of an outdoor fire without having to worry about the environment. The EcoSmart™ lighting system and lighting rod make it easy and safe to ignite, while the 5-litre jerry can and spout which are included ensure refilling your fire is just as simple.

Of course, Stix™ fires are also portable, so they're not confined to your outdoor area. Heading to the beach to enjoy the sunset? Take it with you. Loading up the camper for a weekend away? Take it with you!

Each Stix™ fire also comes with the option to add a stylish cover. Made from thick, hard-wearing waterproof material, they're highly-resistant to mould, tearing and fading, making them the perfect way to protect your investment from the elements.

Enjoy your environment all-year-round, with an outdoor fire by Stix™.

Available  
at your local  
Spa World





# PICKING THE PERFECT SPOT FOR YOUR SPA

Have you thought a lot about where to put yours?

## Things to think about

You can put a spa just about anywhere. But what makes the perfect spot? To maximise the enjoyment you'll get from your new spa, consider these factors when deciding where to position it:

- How big is your spa?
- How much space will it take up?
- Will you be able to enter and exit it easily?
- Is there room to set up steps, if needed?
- Is there enough clear space to safely navigate around it?

A simple rule of thumb is to keep at least 1.6m of clear space on the access side of the spa – that's 1m for spa access and 600mm for steps, which will enable you to hop in and out safely.

Remember too, that the equipment bay housing the spa's control panel, pumps, and sanitation system should be easily accessible. You'll need a minimum of 500mm of access space otherwise you'll run into issues when you need to get into this area. Of course, if you're planning to put your spa into the ground, or into the deck, this bay still needs to be accessible.

The same goes for cover lifters, the one spa accessory you'll definitely want to invest in. Cover lifters have effectively ended the days of lifting and lugging heavy covers, making covering and uncovering your spa a breeze. You'll need some room to accommodate one though, so allow 300mm on each side of your spa and 600mm at the back for the cover to rest when open. You will also want to consider where the cover, combined with a cover lifter, is going to open and stack, either so it doesn't block a view, or so it



Jacuzzi® J-275™ model shown



Vortex Spas™ Azure model shown



provides a wind and privacy block, depending on your situation.

Finally, it's important to ensure there's enough room to accommodate any pool barrier requirements. Rules around pool barriers differ from region to region, so talk to your local council about any regulations in your area.

### Do you have enough privacy?

Arguably one of the most important considerations in spa pool placement is privacy. No matter how much you like your neighbours, chances are you won't get maximum enjoyment from your spa if you're being overlooked.

Do you have a spot where a fence, mature trees or other greenery will shield your spa from prying eyes? Is putting up, or adding height to, a fence or planting a hedge an option? If not, there are a variety of other things you can do to create a secluded space. Consider adding a privacy screen or trellis, for example, or some large potted plants. You could also opt for a gazebo or pergola with privacy blinds.

As mentioned above, keep in mind too that your spa cover, combined with a cover lifter, can act as an instant privacy wall – just make sure you attach the cover lifter so it opens and stacks the cover on the side you want to shield.

### How will it affect the neighbours?

While most spas operate reasonably quietly, the people inside them do not.

Given spas are often a place for us to connect with family and friends, be mindful of how this social side of owning a spa might affect your neighbours or anyone sleeping inside your house. This is likely to influence the placement of your spa.



Jacuzzi® J-500™ model shown



### Soak up the view

It pays to think about what you want to look at while relaxing in your spa. Is there a picturesque landscape or specific part of your garden you want to soak up from your spa? Or does the glittering night sky hold more allure?

Whatever your view will be, think carefully about how to make the most of it when positioning your spa. Which seats in your spa are likely to be used the most? What would you like to be looking at? The answers to these questions will help you decide which way to place the spa.



### Need help?

From small spaces to large settings, there is a perfect spot for a spa in every space. Need more inspiration?

Visit our website [www.spaworld.com.au](http://www.spaworld.com.au) to see some of our customers' real-life installations.

**Or click here to preview a spa in your home with our AR virtual preview tool.**



# CHOOSE YOUR SEATS

## *Finding the right fit for you.*



Vortex Hydrozone™ model shown



Vortex Hydrozone™ model shown

Whatever you want to use your spa for – whether relaxation, entertaining and socialising, or a bit of both – the seating can make a big difference to your overall experience.

Before you decide which spa to buy, there are a few things to consider when it comes to spa seating and finding the right fit for you.

### How many seats do you need?

One of the first things to think about is how many people will typically use your spa? Spas come in a range of sizes, with seating to accommodate up to 10 people. Look at the seat configuration – will there be enough room to relax for the number of people you anticipate using it?

### Is the spa actually comfortable for you to sit in?

Don't be afraid to actually get into a spa in the showroom and sit in all the seats. Like a car, this is definitely a 'try before you buy' situation.

Take your time, relax into the seats. How do they feel? Are they comfortable? It's important that a spa not only looks beautiful, but it also needs to feel great too. The seats should be ergonomically designed to really support you, wrap around you and keep you grounded against the buoyancy of the water. If you can, try and 'wet test' the spa in the showroom to make sure it meets your needs.

### Does it have the right jets in the right place?

A great spa has several jet types and positions in each seat to give you different massage options.





Don't be afraid to actually get into a spa in the showroom and sit in all the seats.

Like a car, this is definitely a 'try before you buy' situation.

*See more seating layouts in our Product Guide at the back of the magazine*

Don't focus on the number of jets, as having a lot of jets doesn't necessarily give you a better experience, and can actually impact the performance of the spa. Instead, look at the actions of the jets and where they're placed. Are you going to get a soothing massage on your feet, and good coverage across your lower back or shoulders? Can you adjust the pressure to suit individual preferences?

### What type of seats would you like in your spa?

Spas have a range of seating options and layouts, and the type and configuration will depend on what you want in a spa – relaxation and hydromassage, entertaining large groups, or family fun.

Shallower seats are great for involving children in the fun while also being a place for adults to be slightly elevated and cool down.

Some models even have an elevated area for several toddlers to sit or play safely in shallow water.

Do you like to stretch out? Lounger seats are often the favourite in a spa, and for good reason. They allow you to fully recline and target all those high-tension areas at once – think shoulders, lower back and feet.

A spa with dual loungers is highly recommended for families with more than one adult, as these are coveted spots.

Seats with neck therapy collars that soothe the neck and shoulders are also a crowd-pleaser.

### There's a spa for everyone

Remember that people come in all shapes and sizes, so look for a spa with seat depths that cater for a range of ages and heights.

If you are someone who is 'vertically challenged', never fear, you can prop yourself up above the water level with a spa booster seat designed specifically for this purpose. If you are at the tall end of the spectrum, look for a deeper spa with longer loungers and a deep footwell.

**Now you know all about spa seating, the next step is to try some out. Stop by your local Spa World showroom and chat with one of our team. They can help you find the perfect fit for you!**



# AQUAFITNESS AT HOME

You don't need to be a good swimmer to get the benefits of aquatic training.



*Dr Rick McAvoy, aquatic training expert*

**Your swim spa is more than a place to beat the summer heat.**

By exercising or training in water, you can also increase your strength and mobility, rehabilitate and even prevent injuries, leaving you moving and feeling better for longer.

## What is aquatic training?

Aquatic training is any form of activity performed in water that contributes to our physical and mental health and wellbeing.

There are a number of different activities you can do to create an effective aquatic training routine for yourself.

**You don't even need to be a 'good' swimmer to get the benefits of aquatic training.**

There are plenty of standing or 'vertical' training options including walking or jogging, specific movements using props or simply the natural resistance provided by the water.

Aquatic training can be done in varying depths of water and at varying levels of intensity, so anyone can do it.

## Water for strength

Water creates natural resistance for our bodies, in a similar way as you might use weights for resistance on land. But in the water, resistance is applied in every direction, so we have to use more muscles at once to move and stay balanced. Even the most basic exercise such as walking in the water improves your balance, coordination, trains the core muscles and increases your flexibility and strength.

I like to say that water is the great equaliser. The harder you push in the water, the harder the water pushes

back. So, no matter what fitness level you are, as long as you are working your hardest, the water will always give you a great workout.

When we functionally train to increase our strength and stability in the water, we can be stronger and move more easily when we're out of the water.

The propulsion jets on a swim spa are perfect for adding an extra resistance layer to your aquatic training – although you can still get a good workout without them. Plus, given you can adjust the temperature of your swim spa, you can train in the water all year round.



## Water for injury prevention and rehabilitation

Human beings are creatures of habit, and over time our bodies adapt to repeated movements and postures. This often leads to muscle imbalances and joint injuries. The classic example these days is tight shoulders, neck and chest muscles from being hunched over our computers and phones.

When we get in the water, we are less loaded by gravity. This allows us to retrain our bodies for better, pain-free movement in a way we can't do on land. You could say training in the water literally 'cleans' our movement – helping to reduce imbalances and prevent injuries out of the water.

## Because water is buoyant, it's easier on our joints.

This makes getting in the water an excellent option for people who have injuries or joint problems or are getting back into fitness after a break. It can also be used much earlier in the rehabilitation process because, unlike on land, where gravity and momentum still influence our movement and increases the potential risk for injury, water is low impact, so the chances of injury are significantly lower.

## Water for mental wellbeing

One of the most important things water provides is the positive benefit to our mental wellbeing.

Water is an amazing stress reliever. The pressure of water naturally reduces our heart rate and increases blood flow, making us feel relaxed. How often do you get out of the water and feel worse than when you got in?

If you combine the therapeutic properties of water with the massage jets in a swim spa or spa pool, or exercise and movement, you have a potent recipe for healing and reducing stress and tension.

[Click here to find out more about aquafitness.](#)



*Dr Rick McAvoy is a physical therapist and certified strength and conditioning coach. He has specialised in aquatic physical therapy and sports performance for over 25 years.*

*Dr McAvoy creates individualised aquatic training programs and consults with clients globally to help them get the most from their swim spas and plunge pools.*

*Contact Dr McAvoy for your personal training program.*





# SEAMLESS STYLE FROM HOUSE TO POOL

A busy couple's three-month project.

Tony and Janine's slice of bush-clad paradise is tucked neatly into the hill with expansive sea and mountain views.

It's the place they've called home for 20-odd years and the place they've watched their three boys grow into men. Having renovated at various times, their home is now the perfect fit for their busy lifestyle.

The newest addition to their home is a Vortex Hydrozone™ swim spa, which fits elegantly into the property's aesthetic, creating a seamless integration from house to pool.

Opting for a swim spa satisfied Tony's long-held desire for a pool and Janine's love of a spa.

"I grew up with pools, and I've always wanted one for our property. I just could never quite find the right fit for us," says Tony.

It was his cousin, a pool and spa salesperson, who suggested a swim spa could be just the thing. "He said, 'you can lay it out nicely. And realistically, if it doesn't work for you, you can sell it, and you haven't got a fixed concrete pool you've put in or a fibreglass pool that really has no commodity afterwards.' And, if we decided to move and wanted to take it with us, we could."

Having decided on the swim spa, the next decision was how to integrate it into their outdoor space so it looked like it had always been there.



"Talking to Spa World was very helpful to ensure we were thinking about things we needed to do. Rather than going, 'here's a pool for you,' they said, 'these are the things you need to consider.'"

A great example is the advice Spa World gave Tony and Janine about sinking the spa into the ground.

"Initially, I wanted it flush-mounted to look just like an in-ground pool. I was quickly convinced it was better to set it up 500mm so you can sit on the edge and get yourself in and out much more easily."

Fixing it in at all would still have meant serviceability issues due to the electronics and piping that need to be accessible. "If something goes wrong with a pump, jet or light, you need to be able to get to those things," says Tony.

Working with their builder, who is also a personal friend, Tony came up with an innovative solution that involved hinging the decking around the spa. Because they're on a slight slope, they could retain the back wall, sink





The swim spa fits elegantly into the property's aesthetic, creating a seamless integration from house to pool.

the spa to the desired height and have 500mm visible above the decking. The decking was then flush-mounted to almost a 100mm raise from the lawn, creating a short step up from the grass to the deck.

To be able to move the decking to access the spa, they hinged it to the retaining wall, allowing it to be lifted up when required.

This enables Tony to walk around inside the deck at pool height and take the panels off the spa to fix something if he needs to.

"The other option was, any time we needed something done to the spa, we would have to empty it, crane it out, then put it back in, which is something we really didn't want to do," says Tony.

To ensure new plantings fitted in with the well-established garden, Tony and Janine created a structured garden design that utilised the existing, mature box hedge they'd planted years ago. They also created a tropical ambience

by using palms, Bird of Paradise and different tones of green. The finished result is a completely unified space that flows flawlessly from house to spa and out to the view beyond.

**"Talking to Spa World was very helpful to ensure we were thinking about things that we needed to do."**

"We love it. We can sit on the edge of the spa and around the deck. It's a very conversational atmosphere in the summertime, and it's so nice to have a lovely setting that friends and family can come and enjoy."

The entire project took three months. The couple worked backwards from the expected spa delivery date to get their plans drawn up and consent





The finished result is a completely unified space that flows flawlessly from house to spa and out to the view beyond.

from their local council. They realise they were lucky with that timeframe given the now much longer lead times thanks to COVID-related delays. Tony is philosophical though, saying the extra time does give people the opportunity to plan properly.

"If you're going to undertake a major excavation and do some heavy work, that all needs to be submitted to the council to make sure it's all right. Even if you're not, it's not just 'lift the spa into place, and she's all good'.

"You also need to make sure your house has got the electrical capability required to power a swim spa. In

our case, it meant modifying our switchboard and adding safety precautions should anything go wrong."

Tony says their 8300-litre swim spa is reasonably energy-efficient, estimating it costs about \$100 a month to run.

The spa has a dual zone, essentially a separate spa and swim spa in one. The water in each of the two zones is kept entirely separate by an internal wall, enabling owners to set different jet pressures, water temperatures and other in-spa functions for the spa area and the swim spa—even if using both at the same time.

Tony and Janine also have dual heat pumps—one powering the spa side and the other powering the swim spa. Tony sets the temperature in the pool to 29 degrees and the spa to 34, which lets them swim in the spa year-round.

"We get beautiful winter days in Nelson where we might have a two-degree frost in the morning, but by the afternoon it's 14 or 15 degrees, so it's quite nice to have a splash in a 29-degree pool," he says.

For Tony, the biggest surprise has been the low maintenance.







"I found the maintenance almost too simple. I keep thinking I'm not doing something I should be doing. It's almost like you expect it to need something, but it doesn't need much of anything."

"I found the maintenance almost too simple. I keep thinking I'm not doing something I should be doing."

They add chlorine, but it has UV, ozone and Purezone™ filtration, which Tony describes as "just awesome".

"The filters are the biggest thing. You need to keep those really clean."

All in all, Tony and Janine are very satisfied swim spa owners.

"We're happy with the visual aspect of what it's added to our property, as well as the practical aspect of having a spa we can use whenever we want to. It's really added to our lifestyle, rather than being just another 'thing'. We're very pleased we did it."

Watch the video of this swim spa installation at <https://bit.ly/2XZJrvR>

For more details on Tony and Janine's swim spa installation click [here](#).



View the award winning installation of this swim spa at [www.vimeo.com/533269150](http://www.vimeo.com/533269150)

## HYDROZONE™ SWIM SPA

Find out more about this product on page 80 of our handy **Product Guide** at the back of the magazine.



# THE VERSATILE SWIM SPA

*Your answer to an all-season pool.*



Have you been thinking about installing a pool?

Wondering if it's worth the cost and effort for something you might only use a few months of the year? A swim spa could be your answer.

Swim spas give you all the benefits of a pool and a spa in one and, best of all, you can use them all year round – making them a great investment.

At around 3.9m to 6m long and containing 5,700 to 10,000 litres of water, swim spas are easier to heat, maintain and clean than a swimming pool. Just make sure you have a properly fitting, high-quality cover to keep the heat in and debris out.

Because of their size, swim spas take up less space than a pool and are easier to install, giving you options if you don't have a lot of outdoor space. They can also be moved. On top of that, swim spas are perfect for fun and fitness. Their powerful jets can create a continuous stream of moving water to swim against, so you never have to worry about slowing down to turn, or hitting the end in only a few strokes – it's like a treadmill for swimming.

## DID YOU KNOW?

The average swim spa is around 4.5 to 6 metres long and contains just 8,000 to 10,000 litres of water. There are several different types on the market, from plunge pools designed for families to dual zone units that have a spa on one side and longer 'pool' on the other.



Like a spa, swim spas are also designed to be comfortable. They have seating and hydrotherapy jets to help you relax and unwind.

They come in a variety of shapes, sizes and colours, so you can choose one that suits your lifestyle.

Some models have separate swim and spa spaces, while others combine the two.

Plunge pools are another great option, particularly for families with young children.

Plunge pools do not have jets. They're designed for playing, splashing and vertical fitness for those who are not keen swimmers.

Swim spas and plunge pools run on electricity, but over time they're cheaper to run and maintain than a swimming pool.

The best models offer hybrid heat pump systems that can save you up to 75 per cent on heating costs.

You can also connect them to new or existing solar power systems to further reduce heating costs.

Your location, the levels of insulation, how hot you like it and how often you use it, will all affect your power bill.

But there are a few tricks to help you save on heating costs.

If you only use your swim spa during the weekend in winter, for example, you can set it to 'sleep' during the week and kick into life on Friday nights.

If you're looking for something you can use all year round, with the relaxation values of a spa and the fitness benefits of a lap pool – a swim spa should top your list.



Jacuzzi® PowerPro™ model shown





# MAKE THE MOST OF YOUR SPA THIS SUMMER

Our top three spa accessories.

## 1. Light the way

Lighting has the power to set the mood, creating an ambience or a party atmosphere to suit your occasion.

To pep up your pool area, we love Magic Pearl Floating Lights.

These playful lamps are portable, watertight, unbreakable and rechargeable. They're also suitable for use indoors, come in a range of colours and, best of all, operate by remote control.

Pop one on the table for drinks and nibbles and simply pick it up and take it with you when you move to the pool.



*Magic Pearl Floating Light*



*Life Spa Tray Table*

## 2. Keep the essentials handy

Need a safe spot to place your phone or flat surface to hold your drink?

The Life Spa Tray Table could be just the ticket. This adjustable clip-on tray table is designed to fit securely to make the most of spas and hot tubs and creates a safe non-slip spot to hold your essentials while you sit back and relax.

So, shake that cocktail (no glass, please!), bring your book and know you have everything you need on hand.

## 3. Sparkling water made easy

Maintaining crystal clear water and clean filter cartridges has just got easier with the Life Water-Wand Cartridge Cleaner Pro. This easy-to-use handheld cleaning tool attaches straight to your garden hose and cleans your filter quickly and easily.

The Water-Wand comes with eight fan nozzles to flush and clean pleats, and the soft rubber comb removes hair and debris. The small size and the convenient on/off switch on the handle makes filter cleaning a breeze, so your pool stays pristine all summer.

Come on into Spa Store and get set for summer with our extensive range of great quality accessories.



*Life Water-Wand Cartridge Cleaner Pro*

Warmer weather is just around the corner. With the return of long, balmy evenings, we've gathered our three favourite spa pool accessories for some serious summer spa time.



# Cheers!

Safe, stylish glassware  
for your spa.

Glass and spas are not a good combination. Switch to smash-resistant, spa-friendly glassware and save yourself a lot of hassle.



Take it from us, one of the worst things you can do in a spa is break a glass. Glass can shatter into many tiny pieces and—aside from the obvious safety concerns—it can wreak havoc with spa filters, pumps, and other machinery.

Eliminate the problem and elevate your in-spa entertaining with Spa Store's new range of stylish Tritan™ drinking glasses.

Tritan™ glassware has the clarity of real glass but is made from extremely durable, BPA-free Tritan™ Copolyester – which is virtually unbreakable.

The range includes elegant champagne flutes, wine and beer glasses. All glasses are easy to clean and dishwasher safe. Order yours today from Spa Store.

Pair of champagne flutes \$17.95\*

Pair of wine glasses \$19.95\*

Pair of beer glasses \$17.95\*

*\*Price may change without notice.*

To learn more about these products click here.





# CREATE A RESORT AT HOME

*Bring a resort ambience to your place.*





## Spa World spoke to Sean Gill of Gill Landscapes for advice on bringing a touch of resort-style to your outdoor living.

What would you say are the three most important factors to consider when planning a relaxed resort-style outdoor space?

1. **Privacy:** You want to shut off your area from as much of the outside world as possible.
2. **Create your oasis:** Spend time considering what a peaceful hideaway would look like to you, then try to bring a few key elements into your landscaping plan.
3. **Greenery:** Consider which plants will suit your space. Think forest-type planting and greenery that will contribute to your peaceful atmosphere. I'd recommend including as many trees and plants as possible.

What are your best tips for creating privacy in outdoor spaces in an urban environment?

Natural hardwood slats are excellent for creating screens and adding privacy to your outdoor zones. They look great and help to give you that sense of seclusion.

How important is the lighting?

Lighting is vitally important for the overall ambience of your space. Too much harsh lighting takes away from your peaceful setting.

You want the lighting to be functional so you can use the spa in the evenings, but dim enough that it feels like a quiet, peaceful space. Aim for low levels of warm lighting to set a calm mood.

What are some good options for shelter or protection from the weather?

Natural timber slats are great for this too. I'd also recommend using frameless glass for spaces that need protection from the elements without closing off the area.



Jacuzzi® J-275™ model shown

Depending on the site, plaster block walls can also be used to create a designated spa area.

You may also want to think about shade structures such as a pergola or an umbrella.

A pergola can be enhanced with climbing plants to provide shade in the hotter months (available from Spa World).

Another excellent option is an outdoor umbrella.

Umbrellas are convenient, lightweight and adjustable, making them perfect for providing protection at all times of the day.

What planting would you recommend for a family who wants to create a holiday or resort feel at home?

Look for plants you'd find in peaceful and relaxing environments. Think forests or tropical areas. I'd suggest a feature palm with underplanting. Specifically, I would recommend *Ligularia reniformis* (tractor seats) and *Dianella*.

What plants work well around pools and spas? What are the challenges?

Ideally, you'd want evergreens, so you wouldn't need to worry about leaves. Something hardy to deal with the salt and chlorine. The plants listed above are all great for these reasons.









**Do you have any specific advice for things to think about when deciding where to place your spa or swim spa?**

Utilise the space you have. Contemplate the area and take your time with planning.

Using the house to form part of the walls of your spa area can be a cost-effective way of ensuring shelter. It's also important that it's not too far from the house. You want it to be accessible, so you use it regularly.

Overall, consider what you will use the space for and the area's functionality.

Creating a feature towel rail can be a great addition to the space. They are very practical, and you can be creative with it.

Raising your decking is also an aesthetically pleasing way to add to the functionality of the space.

Doing this can make it easier to enter the spa. Finding the right blend of practicality and ambience is the best way to create an appealing space that you will use regularly.

For more landscaping advice, visit [www.gill.kiwi](http://www.gill.kiwi) or research your local landscape design companies.

For helpful tips and advice on installing a spa or swim spa, pop into your local Spa World.





# HOW TO REDUCE YOUR SPA'S RUNNING COSTS

Top tips from Spa World CEO Andrew Pullen.



We asked Spa World CEO, Andrew Pullen, to give us the lowdown on spa insulation and his advice for making a spa energy-efficient.



## Andrew's top tips:

1. Look for spas with good insulation
2. Use a heavy-duty, insulated cover
3. Consider installing a spa heat pump.

If you're thinking about purchasing a spa or swim spa, there's a good chance one of the first questions you have is, "how much will it cost to run?"

While there are many factors that influence running costs, the level of insulation a spa has is number one. The better the insulation, the less electricity you'll use to keep your spa hot – it's that simple.

Spa World CEO Andrew Pullen has almost 30 years of experience in the spa industry and has owned many different spa models over the years. It's fair to say he's a bit of an expert on

the topic. We asked him to give us the lowdown on spa insulation and his top tips for making a spa energy-efficient.

**What kind of spa insulation is the most energy-efficient?**

"When it comes to spa insulation, you can think about it in three ways – good, better and best. A good level of insulation consists of one layer of high-density foam on the shell of the spa. This is typical of an entry-level spa and is the absolute minimum level of insulation you want.

"Better is when you also get a layer of insulation across the base of the spa, as well as a layer of insulation



## HOW TO REDUCE YOUR SPA'S RUNNING COSTS

attached to the inside panels of the cabinet. This acts in a similar way to double glazing – trapping heat from the equipment such as pumps, blowers and plumbing between the spa shell and cabinet. Spas with this level of insulation will have roughly half the running costs of an entry model spa.

"But the best insulation you can get is a full fill system. In these spas, the entire cavity between the inside of the cabinet and outside of the shell is filled with insulating material, leaving just enough space for the control panel and pumps. Spas with full fill insulation, like Jacuzzi® spas, have some of the lowest running costs of any on the market."

**Insulation is obviously a key way to reduce electricity use and costs.**

**Are there any other ways we can make sure our spa is as energy efficient as possible?**

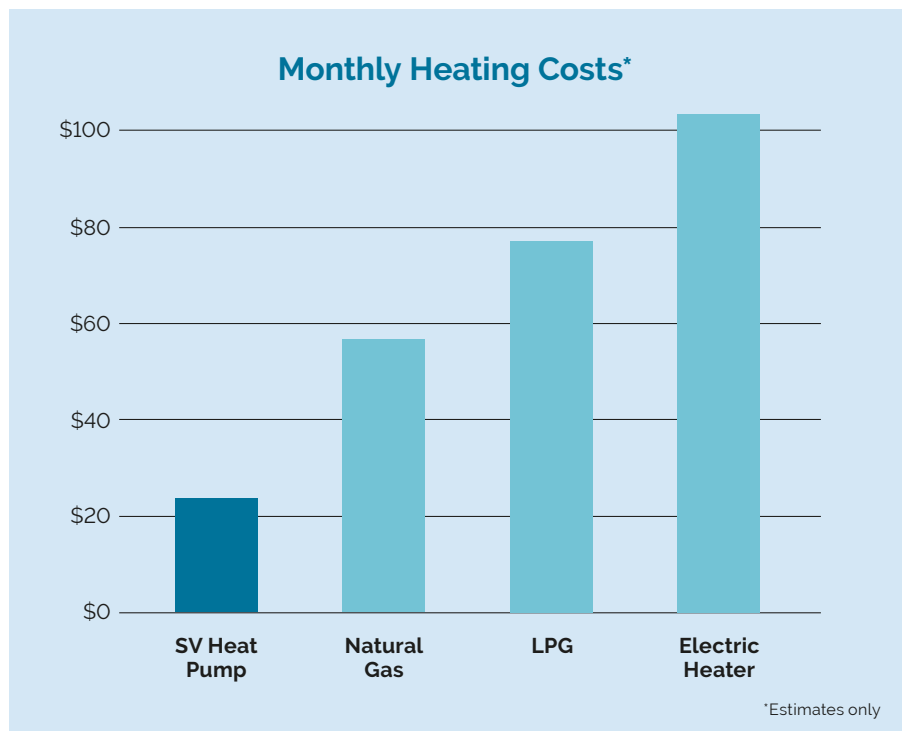
"While insulation is king, a good quality cover will also make a big difference to your running costs.

"A heavy-duty, well-insulated, sealed lid that locks onto your spa will stop convection and prevent evaporation, keeping more heat inside your spa.

"These high-quality covers can be heavy, so a cover lifter that does the work of lifting for you will save your back and prevent the cover from being dropped or dragged along the ground, prolonging its life and saving you money."

**What about heating? What is the most energy efficient way to heat your spa?**

"Most spas are heated using the existing spa element. This is fine for small spas or a spa that doesn't have much use, but if you are buying a 5+ seater spa or using your spa more than three times a week, a heat pump is a great option for reducing running costs.



"The SV Series spa controls feature a dynamic thermostat point which adapts and tunes heat cycles to match the thermal properties of your spa. This eliminates unnecessary on/off cycling of the filtration pump and heater, which results in significant power savings while still maintaining your desired water temperature.

If you want to take energy savings one step further, consider a SpaNet™ heat pump.

A SpaNet™ heat pump is a standalone unit that is plumbed into your spa. It uses refrigeration technology to heat and cool your water, lowering your

power costs by up to 75 per cent compared with a standard heater.

It's actually so energy efficient, you can keep your spa running all year round, giving you ultimate spa freedom. In summer, you can even cool your spa pool water to provide respite from high temperatures.

One thing I would say is don't be put off by the price of a heat pump. The power savings on a mid-range spa can pay your heat pump off in as little as three years or less, depending on where you live – making it an incredibly worthwhile investment."



At Spa World, topics like energy efficiency are close to our hearts. We are passionate about sustainability and reducing our carbon footprint. We are proud to be the first carbon neutral spa retailer in the world, planting 20,000 trees across New Zealand and Australia every year.



## 1. Frame

### – timber or plastic?

Injection-moulded plastic won't rot or attract insects and provides excellent support for the structure of the spa. Brands like Vortex Spas™ use this method, and it's so good, they offer a lifetime warranty on the frame.

Heavy-duty treated timber is also a good option.

**Tip:** Make sure to see proof the timber is treated – otherwise it can rot and attract mould and insects – all of which can affect the structural integrity of the frame. Look for a sealed, upturned plastic base so that water cannot enter the base of the spa as it can lead to rot.

---



# HOW TO SPOT A QUALITY SPA POOL

*with these five features.*

How can you tell if a spa pool is built to last? Looking for these five features is a good start.

## 2. Shell

### – vinyl or acrylic?

Acrylic is hands down the best material for your spa shell. There's really no comparison. It's more durable and much better at retaining heat, so the running costs will be lower. Plus, it looks great!

**Top tips:** Make sure it is US-made acrylic. Aristech® and Lucite® are both reputable manufacturers, so look for spas using material from these suppliers.

Finally, check it is oven-cured; this ensures the correct adhesion between the acrylic and the fibreglass backing. Not all spas are made using this process.

---







### 3. Insulation – yes or no?

Definitely yes. Look for spas with full fill insulation, such as Jacuzzi® Spas' 300, 400 or 500 series. Full fill is where the entire cavity between the spa's shell and the inside of the surrounding cabinet is filled with insulation. The next best solution is insulation on the shell, cabinet and base.

**Tip:** While full fill insulation can cost more upfront, your spa will be much more energy-efficient – which may lead to considerable savings on running costs over time.

### 4. Control system – recognised brand?

Yes, you definitely want a recognised brand, ideally with wireless technology. Quite simply, if your control system fails, your spa won't work, so a control system is an important piece of machinery and you'll want to get it right.

The big ones are Balboa®, Gecko® and SpaNet®. HotSpring® makes its own, which is also very good.

If the supplier does not use one of the above brands – steer clear! With a no-name brand you'll struggle to find replacement parts and could end up spending a lot of money on a new control system if anything goes wrong.

**Tip:** Look for control systems with wireless technology so you can use your mobile device to remotely control your spa settings. The best systems should allow you to wirelessly connect music and apps, turn the lights on and off, adjust the temperature, turn the jets or the air bubbles on and off, set the operating and cleaning modes and more.



### 5. Warranty or after-sales service?

Trick question – both!

While technically not a feature, warranties and after-sales service are critical to consider when buying a spa. If anything does go wrong, you want to make sure your investment is protected.

All spas require products and after-sales support over their lifetime. The best retailers offer a 60-day money-back guarantee and 7-day support via a centralised call centre.

**Tip:** Make sure you buy from a retailer with a solid track record. Be wary of retailers and manufacturers that offer warranties for longer than they have been in existence.

**FIND OUT MORE.** The average spa has hundreds of components, and manufacturers have options for every one of them. As a buyer, it can be tricky to work out which features are worth paying attention to, which to avoid and which are just nice-to-haves. If you get stuck, simply choose a reputable retailer like Spa World to guide you through the process.

[Click here to download our Spa Buyer's Guide.](#)



# A new lease on life.

## GETTING FITTER AND STRONGER IN A SWIM SPA



Irma and Charlie's new Vortex™ Aquagym Pro™ is life-changing for the couple

Irma Kruger has struggled with back problems for almost 30 years. Today she's on the road to recovery – with support from husband Charlie and the help of a brand new swim spa.

“I just love it! We can swim in it, sit in it and make the most of the hydrotherapy,” says Irma. “And I can work out in it. I’ve only been using it a few weeks, but already I’m feeling stronger.”

The Melbourne couple had previously always owned spa pools. But when Irma's ongoing back problems prevented her from keeping fit, they discovered a swim spa could provide the best of both worlds – a place to exercise and somewhere to relax, rolled into one.

Irma's back pain stems from many years working in a warehouse, lifting and shifting heavy objects.

“Over the years, I guess I broke down too many pallets and lifted too many

heavy boxes, and I ended up with two disc bulges and damaged all the nerves in my coccyx bone.”

She tried many forms of exercise over the years, including mini trampolining and bike riding, but they all aggravated her back. Finally, her physio suggested her best bet was to start swimming. Irma, who's now a baker at a local supermarket, was keen on the idea but worried how she'd fit in trips to the pool with her busy work schedule.

“I already knew it would help, but there really aren't any places to go – the closest pool is something like 30 minutes away,” Irma says. “I work nights, and it's just too hard to drive 30 minutes to the pool, swim for 30





*Irma and Charlie Kruger are loving life with their new swim spa*

minutes, then drive 30 minutes home. It's just too big of an inconvenience every day."

While she was thinking about all this, Irma serendipitously saw an ad for a swim spa pop up on Facebook®. She had no idea about them and hadn't thought about swim spas until then. In fact, Irma hadn't considered owning any kind of pool as she'd thought it would be too expensive and difficult to install.

"Then I saw the swim spas. They looked so nice. They looked so easy. I thought, 'Oh, how practical is that?' You don't need to dig a big hole as you would for a pool – you can just put it on a slab," Irma says.

"The biggest benefit is we can use it

all year round, 12 months of the year, as opposed to a pool that you can use for six months."

While Irma was sold on the idea of swim spas, she was initially put off by the price. Swim spas start at around \$20,000 for entry-level models like the Fisher Swim™, to over \$50,000 for a top of the line model like the Jacuzzi® Powerpro® 16.

"Let me tell you. We don't have a lot of money. We don't have fancy cars or live in a fancy house. We're middle of the road. Charlie's retired. I work in a bakery for Woolworths®."

But when she considered the long-term health benefits of owning a swim spa, plus the fact you can use it year-round for both hydrotherapy and

aqua fitness, Irma decided it was well worth the investment.

"There wasn't much difference price-wise between the spa and the swim spa, so when you factor in being able to use it forever, all year round, and with kids and grandkids – it makes it a double benefit," says Irma.

The next step was convincing Charlie.

"But he just turned around and said, 'Well, let's not wait. Let's get one now!'"

And that was that. The swim spa plan was put into action.

Charlie, a retired builder and practical man, took on the research. He did a bit of online reading and thought the spas from Spa World seemed better





They are now the proud owners of a Vortex™ Aquagym Pro™ Swim Spa - a swim spa and spa all in one.

“We can swim in it, sit in it and make the most of the hydrotherapy,” says Irma.

quality than others he'd seen. They live in Mornington, so they decided to visit Spa World in Dandenong. The process was all pretty straightforward.

“They were really helpful. Initially, we thought we'd get a bigger spa, the longer 6m one, but they said they'd had a cancellation on another one when we got there.”

“It was on its way, so if we were interested, we could have it whenever we wanted it. We just thought, let's do it,” says Charlie.

They are now the proud owners of a Vortex™ Aquagym Pro™ Swim Spa – a swim spa and spa all in one.

Once the swim spa was in place, Irma wasted no time starting her new fitness regime. For now, she's working on building up her fitness and using the water's resistance to increase her lower back and hip strength. She's been doing around 40 minutes of vertical aquafitness a day, followed by 10 minutes of hydrotherapy with the massage jets to relax and relieve muscle tension.

“I jumped onto YouTube® and got some lower back and hip exercises, so I've been doing leg exercises and pull-ins for my core and exercises like that. It's only been a couple of weeks, but I've noticed I'm already a lot more

flexible than I was. Just gradually each week, I'll get better and then I'll start using it with the swim jets on and actually swimming in it,” she says.

Her long-term goal is to be able to swim horizontally against the spa's powerful swim jets.

Eventually, Irma wants to build up her physical strength and fitness until she no longer needs the strong pain medication she currently relies on.

“That would be the perfect situation,” she says.

“I want to be able to swim like I used to – freestyle, breaststroke and backstroke.”

Once the swim spa was in place, Irma wasted no time starting her new fitness regime. For now, she's working on building up her fitness and using the water's resistance to increase her lower back and hip strength.





“It’s a beautiful spa. I’ve shown photos to the girls at work. Everyone’s like ‘oh my God,’” says Irma.

“I’m not sure how long it will take because I’ve done quite a bit of damage to my back, but I’m hoping I’ll be there within a couple of months.”

Overall, Irma and Charlie’s swim spa has complemented their needs and lifestyle perfectly. Not only is it great for fitness, but their extended family are enjoying it too.

“The fact that multiple people can use it for different purposes at the same time has been a huge benefit. While I’m doing my exercises, my grandkids and great-grandkids can be sitting on the jets in the spa side.”

After going from someone who knew nothing about swim spas, Irma has even turned into a de facto swim spa salesperson – telling everyone she meets how wonderful they are and how much she loves it.

“It’s a beautiful spa. I’ve shown photos to the girls at work. Everyone’s like, ‘oh, my God.’ One of the guys I work with said his wife wanted to get one, so I recommended Spa World – you won’t regret it!”



## AQUAGYM™ SWIM SPA

Find out more about this product on page 80 of our handy **Product Guide** at the back of the magazine.



# ELEGANT OUTDOOR AMBIENCE

*Light up your space.*



Gin 90™ Low Fire Table shown





Gin 90™ Fire Table shown



Martini™ Fire Table shown



Manhattan™ Fire Table shown



Pod 30™ Fire Bowl shown

Outdoor fires are a great way to make your backyard more welcoming and inviting. Nothing attracts a crowd like the glow of a campfire.

ecosmart<sup>+</sup>  
Fire

Create a focal point for lounging, entertaining or relaxing with Spa World's new range of outdoor fires by EcoSmart™.

### EcoSmart™ Fires – now at Spa World!

Quick, easy and safe to light and extinguish – EcoSmart's™ range of elegant and functional fire tables and fire bowls add warmth and ambience to your outdoor space.

Inspired by the shapes and forms of traditional pottery, EcoSmart™ Fires are a modern take on the classic fire pit or outdoor fire.

Their smokeless fire provides a warm and inviting outdoor centrepiece to gather around and relax in front of, no matter the season.

EcoSmart™ Fires include fire tables, fire pits and fire stix.

They come in a range of stunning colours to suit your outdoor style.

### Clean and green

Unlike outdoor fires that use wood or coal, EcoSmart™ Fires are fuelled by bioethanol – an eco-friendly fuel source made from fermented plant sugars. Bioethanol has a low environmental impact because it emits heat, steam and carbon dioxide instead of by-products such as smoke and soot. They're also constructed from proprietary Fluid™ concrete technology, a green cement composition made from 95% recycled natural materials.

Let the EcoSmart™ Martini™ 50 Fire Table or Pod™ 40 Fire Bowl bring the feeling of warmth and serenity to your outdoor setting.

\*The Martini™ can also be used in a covered or indoor setting. A minimum of 116m³ space is required for indoor use. Images may show optional extras.

**To view Spa World's range of outdoor fires click here.**



# QUICK AND EASY WATER CARE

The key to crystal clear spa water is consistency and using quality treatments.

Water care for your spa really only takes a few minutes, says Tim Wells, Spa Store Australia General Manager.

"Set a reminder and make it part of your weekly routine. The short amount of time it takes is well worth it for crystal clear, healthy water."

All spas (even salt water systems) require sanitisers or treatments to keep them clean and safe from germs.

To give you confidence in choosing the best option for your lifestyle, we've asked Tim to help us compile the most common options.



## Chlorine

Chlorine is the most effective water-based germ killer. That's why it's been the 'go-to' water sanitiser, not just for spa and pool owners but also public swimming pools, for decades.

When used as per the instructions, spa water treated with chlorine is safe.

"It's really important to make sure you use a chlorine sanitiser designed specifically for your spa pool, swim spa or plunge pool," says Tim.







### Chlorine-free alternatives

The two main alternatives to chlorine are hydrogen peroxide and enzyme treatments.

Hydrogen peroxide is an oxidiser like chlorine, so it is good at keeping your spa water clear.

While it can become overwhelmed by heavy spa use, it is a great non-chlorine solution if you're willing to put in a little work.

Tim says enzyme treatments can't be used on their own because they're not great at killing germs, "but they can be used as part of a combined water treatment system with either chlorine or another sanitiser like bromine, to reduce the amount of chemicals needed."

### Automatic sanitising systems

Automatic sanitising systems do most of the work for you. You'll still need to manually add a small amount of chemical sanitiser each week, but it only takes a few minutes of your time. Automatic sanitising systems are either salt water chlorination, chlorine, ozone or an ozone/UV combination.

"The ozone water clarifier is the most popular automated sanitising system for spas and swim spas," says Tim. "Ozone is an oxidiser, like chlorine, however, as with other non-chlorine based systems, you'll still need to use some sanitiser."

UV systems are better at killing bugs than ozone, but not as good at keeping water clear and algae free. That's why the best spas combine the two. Using both of these automatic systems together can reduce water care.

### Our top tip:

Include spa water balance chemicals into your maintenance routine.

They keep the alkalinity, pH and water hardness at appropriate levels and reduce the need to maintain your spa's components.

For more information on spa sanitisers and keeping your spa or swim spa clean and healthy, visit [spastore.com.au](http://spastore.com.au)





# SPA SHOPPING MADE EASY

The top five things to look for when choosing where to buy your new spa or swim spa.

Find a spa retailer that ticks all these boxes, and the only question you'll have is, "when can you deliver?"



## Knowledge and expertise

A retailer that specialises in spas or swim spas is more likely to have the knowledge and expertise to help you make the best decision.

If the showroom is based in a garden centre, they're most likely not spa specialists.

The best salespeople are more concerned with helping you make a good decision than securing a quick sale.

Look for a salesperson who is willing to take their time and ask you questions about your lifestyle and needs, and be very wary of a quick, hard sell.

## Physical store or showroom

Buying from a company that has a physical store has lots of advantages. It allows you to build a relationship with the retailer, view and try out the products before you buy.

Look at the showroom – are there a good range of sizes, prices and brands? Is it well laid out and clean?

Many spas have lighting features that can only be experienced at night. A showroom that has a darkroom is the only way to really test these out before buying.

Spa World also offers a 'wet test' where you can try out a spa or swim spa before you buy. Book your private wet test session at your nearest Spa World showroom.



## Website and virtual showroom

While it's great to talk to the salespeople and view the products in person, it's not always possible.

If shopping online, look for a company that offers guided and self-guided virtual showroom tours. Even better, find an actual salesperson to chat to online.

Prices should always be listed on the company's website. If a company chooses not to publish their pricing, that's a red flag.

## Reputation and time in business

Look for stores with more positive than negative reviews on trusted review sites like TrustPilot. Search any relevant discussion forums or news items to get an indication of whether a company has a strong reputation within the industry. Check how long a company has been around. Has it been operating for 10 to 20 years? The company you choose should have been operating for at least as long as the longest warranties it offers.

## Warranties and after-sales support

A warranty is a written guarantee issued by the retailer or manufacturer, promising to repair or replace your spa if anything goes wrong within a set period of time.

Warranties should cover all aspects of the spa and be for a reasonable length of time. As a minimum, you should expect:

- **Jets:** 2-5 years warranty
- **Plumbing and heater:** 2-5 years warranty
- **Pump and equipment:** 2-5 years warranty
- **Acrylic surface:** 5-8 years warranty
- **Shell structure:** 8-10 years warranty
- **Frame:** 10+ years warranty
- **A 60-day money-back guarantee**

Keeping spas running at their best requires products and services throughout their lifetime.

A company should offer good after-sales support, as well as equipment and supplies for your spa that are affordable and easy to buy.

## Spa World Checklist: Signs to look for in a good spa retailer

- Salespeople who ask lots of open ended questions about your lifestyle and needs
- A well laid out showroom
- Option to wet test spas
- Offer guided and self-guided showroom tours
- Offer an online chat service
- Display product pricing on website
- Positive write-ups on review sites such as TrustPilot
- Warranties that cover all aspects of the spa



Steve Whyte, Spa World Adelaide

## Steve's top tip:

Now you know what to look for in a good spa retailer, your next step is to get out there and do your research.

Keep this checklist handy so you know when you've found a retailer you can trust.





# SHARING PRECIOUS MOMENTS

## *Spa brings family together.*

Six years ago, Grant and Steph purchased their Vortex Nitro™ spa pool on a recommendation from a friend, and the couple haven't looked back.

**T**hey love it so much they had it craned out of their old garden and into their new one when they moved house. Luckily, they were only moving next door.

Their spa is a popular spot for the whole family, and during the weekend, it's often packed with their kids' friends. But even better, it's the place where the family reconnects and talks, without the distractions of modern life. Grant and Steph's home on the hill enjoys stunning views, so rather than positioning the spa on the deck, they tucked it around a corner so that it doesn't block the outlook.

"In the spa pool, you can look straight down the harbour to the port. We wanted to be able to see the lights of the city at night. I liked it tucked in amongst the palms because it has a subtropical feel," says Grant.

The spa pool was placed around 10 metres from the house in their previous home, and Grant says they knew to do it differently this time.

"You want somewhere where you can get inside pretty quick. Last time it was a little bit far from the house. So in the middle of winter, when you go out there and have a nice hot spa, it's quite



nice to duck straight back into your house and have your towels handy," he says. Children, Hugo and Isla, fell in love with the Nitro's lights, while Grant, at 183cm tall, was sold on the extra depth of the corner neck therapy seat and length of the loungers. He simply did not fit comfortably in some of the other spas he'd tried.

"It was a nice depth, and that's what people told us to look for, so you don't have half your body out of the water getting cold. Also, it was big enough for the kids and all their mates to jump in."

And the spa has proven to be a major drawcard for the kids' friends.







"When Hugo and Isla bring their friends over, they always bring their togs. This property is not that great for the kids to play, so I think it's nice to have the spa for them. It's also something different to what their friends might have at home."

Steph was the driving force behind the family's decision to buy a spa, and she has taken on the responsibility for looking after it, but Grant says they have both been surprised at how simple it's been to keep it running well.

"It's much less effort than we thought. It's actually very, very low maintenance. We don't have to worry about it too much at all. I guess one person normally gravitates towards looking after it, and it's not onerous."

Grant says the family uses the spa at least once a week in the winter, and it's often the scene for family discussions and planning sessions.

"I think it's easier to talk when you're relaxed, sitting in the spa looking at the stars. Much more so than sitting at the dining room table. We often plan the things we want to do, like hunting or fishing trips. Hugo and I try to get

"When Hugo and Isla bring their friends over, they always bring their togs."







away hunting once a month. Both the kids play sport, and we talk about that or what's coming up at school, like before a big game of rugby or a school production or a test."

Grant has also found that when it's just the two of them, he and Hugo can have the heart-to-heart talks that may not happen otherwise in a busy household.

"The way Hugo described it, it has a grounding effect for him. It sort of puts things in perspective. He sits and looks at the stars, and we talk."

Daughter Isla agrees, saying, "In the spa, we get to talk freely, laugh, and have a good time. It's warm and relaxing, and we can watch the stars."

When asked what it would be like if the family didn't have the spa, Hugo says, "I would really miss the relaxation and the conversations."

The main reason for getting the spa pool was for Grant and Steph to relax and spend time together – to make time to have a soak just the two of them in the evening once the children are asleep.

"We pop down there and just debrief for the day. Sometimes we might have a little glass of whiskey. That's nice."

Grant says that even after six years, it still feels like a treat to have a spa.

"It feels like a reward. Work can be stressful and hard, so you hop in there and think it's all worth it because we can sit back and relax."

**For more details on  
Vortex Nitro™ click here.**

"In the spa, we get to talk freely, laugh, and have a good time.

It's warm and relaxing, and we can watch the stars."





The main reason for getting the spa pool was for Grant and Steph to relax and spend time together – to make time to have a soak just the two of them in the evening once the children are asleep.



---

#### **VORTEX™ NITRO**

---

Find out more about this product on page **79** of our handy **Product Guide** at the back of the magazine.



# INFRARED SAUNA GETS EXPERT'S TICK OF APPROVAL

Natural health practitioner Bruce Thompson is sold on the healing power of infrared saunas.



Bruce Thompson is a qualified physiotherapist and natural health practitioner – he's also a big fan of infrared saunas for their health and wellness benefits.

"I've used steam baths, or wet saunas, which used to be my favourite treatment option. Nowadays infrared saunas are a much, much better way to treat people."

"Comfort wise, they're much better because sure you're getting sweaty, but it's not the same heavy feeling."

This is ultimately what led Bruce to purchase an infrared sauna for a new clinic.

He uses an infrared sauna to help his patients strengthen their immune systems and also personally, to help ease his own aches and pains.

His choice of a three-person Vortex Prestige™ was driven by the need for a good quality sauna that could be brought up to temperature quickly.

"You want people to sweat as quickly as possible. The reason I got the more expensive sauna is because it gets hotter, quicker."

"I've had experience with cheap infrared saunas before and you just can't get people hot enough," he says.

"I also like the surround window. Some of the brands I've tried, especially the cheaper ones, make you feel like you're in a little box, whereas this one doesn't, it feels nice."



"Personally, I think it's the nicest infrared sauna I've seen. It sold itself."

Vortex Prestige 3™  
Infrared Sauna





While Bruce was interested in price, it wasn't his first concern. We got the floor model, which was reduced, but I was aiming for something that would heat up quickly with lots of panels. I also wanted something big enough. Personally I think it's the nicest infrared sauna I've seen. It sold itself."

Bruce's sauna ended up surplus to requirements in the new clinic so it's been trialled at home where he says it's "popular with the family" who use it about three times a week when they're not busy.

"I don't use it for more than about 25 minutes. That's pretty much optimal. It's time to go at that point. You trust your body. If you feel it's time to get out, get out," Bruce says.

"I've absolutely loved having it at home. You feel like it's getting a bit cold, so 'hey let's go and have a sauna.'"

"It's also been wonderful for alleviating the backaches of two members of the family."

Even though his sauna hasn't been used for its original purpose, Bruce couldn't be happier with his purchase.

"We purely went and bought the first sauna that fitted the bill. It helped

that the Spa World salesman was excellent. He knew his stuff. I told him what I needed and he said 'this is what you want'.

"We didn't look widely. I knew what I could fit into the rooms I was expecting to use. I still do expect to use the sauna in the clinic, it's not a complete loss. I'm very happy with the sauna itself, it's been wonderful for what I've used it for to date."

It's also very low-maintenance, "you can share it with lots of people and clean it easily."

Bruce says from a therapy and clinic point of view in the age of COVID it's absolutely wonderful "because you take in a towel and cover the areas you touch with that towel. It's the perfect machine because any area you don't touch with a towel, like the door handles, you don't touch much. In that sense, it's a great thing."

His advice to anyone in the market for a sauna would be to "get the best one you can. If you can afford it, go for it."

"If you want to get yourself warm, and there's lots of good health reasons for doing that, I think a sauna is probably the most comfortable and convenient way to do it."

"It's been wonderful for alleviating backaches."

### VORTEX PRESTIGE™ 3

Find out more about this product on page 87 of our handy **Product Guide** at the back of the magazine.





# WHEN TO START PLANNING FOR YOUR NEW SPA

A step by step guide.

The decision to purchase a spa is an exciting step. To ensure your installation runs like clockwork, the pre-planning makes all the difference.

Spa pools have enjoyed a surge in popularity lately, and more families than ever are reaping the benefits of the backyard hot tub experience.

With some careful planning and thoughtful landscaping, you can ensure every spa session is a special one and create an environment your family will enjoy for years to come.

To help you achieve the perfect spa installation, we explain what you need to consider in the lead up to delivery day and when you should start thinking about it.



## DESIGNING YOUR PERFECT SPA INSTALLATION - KEY MILESTONES

### One to two years before installation

This is the time to start gathering ideas. We recommend searching home and design magazines for inspiration and saving your favourite pool and landscaping designs on sites like Pinterest® and Houzz®. If you do your prep, when it's time to design your space, you'll have a good idea of what you want to create.

### Who can help?

You have lots of options from DIY through to engaging a project manager to take care of the whole process from go to whoa. Using an installation expert can take all the worry out of the process by ticking off the steps from the early planning to consents and project managing contractors and traders right through to the final building inspection. Installation teams will have completed hundreds of installs, so they know the pitfalls to watch out for. A spa pool can make a wonderful addition to any home. Take your time to plan carefully and seek help from the experts – then enjoy!

### The first step

Most of the planning process will hinge on the type of spa you choose, so it's a good idea to research this first and visit your retailer with an idea of what you want and how you'd like to use it. Once you know the model and the size, the rest of the planning can begin.

You'll need to consider the following:

- Your spa needs a solid, flat, level foundation with adequate drainage. Position the pool to allow for good service access on all sides.
- Do you need quick and easy access? If so, placing spas close to the house or changing room is ideal.
- Do you have a view to admire from the spa? If so, consider how the spa can be best rotated, so the seating faces the view without obstructing the service panel.
- Spa covers can be heavy. A cover lifter makes it easy to put the cover on and take it off. Allow 600mm clearance for the lifter to fold back out of the way and 300mm on each side for the lifter arms.

### Our top tip:

Pool fencing compliance is a critical factor for spa pools. People often think they can put up a fence themselves, but there can be rules around distance from the boundary and height that most of us are unfamiliar with. If you don't follow the rules, you may have to rip out your fence and start again, so it's worth seeking expert advice.







## 12 months

### Place your order

It may take a few months for your spa to arrive, depending on stock availability and if there are any delivery delays.

To be safe, it's a good idea to decide on the spa pool model you want and consider placing your order several months before you want it installed.

Remember that most retailers will require a deposit to confirm the purchase, with payment in full on delivery.

### Landscaping

With your spa pool ordered, you can begin work on the landscape design to complement your new pool.

A skilled landscape designer will take your ideas and any specific requirements and create a landscaping plan.



## 6 months

### Planning permission

Spa and pool regulations can vary depending on where you live.

In some regions, you may need a valid building permit or consent to install a pool, swim spa or spa, and getting your permit can take several months.

This step is often where people get caught out, and waiting for permission can derail the whole project.

If you find you require consent or a permit, it's best to aim to have your application submitted six months before your delivery date.

### Find a builder

With your completed landscaping plan ready to go, now is a great time to approach builders and request quotes for any building work.

Good builders often have a lead in time of several months, so once you decide who you want, lock it in.

Also, if you're unsure about the permit process, your builder will be able to help with that too.

## 1 month

### Preparation

With planning in place, the first part of the spa installation will be constructing the foundation – whether it's a timber deck, concrete or something else.

If placing your spa or swim spa on concrete, the slab will need around a month to properly cure before installing the spa. Once the spa or swim spa's in place, the building and landscaping can begin. If you require electrical work, this may need to be completed before you pour the slab – depending on if you are hardwiring your spa or plugging it into an external socket.

### Delivery day

Generally, the spa retailer will organise delivery, and they'll need you to provide access details to work out what equipment is required. If your access is tricky and you need to crane in the pool, this will likely be at your expense. Landscapers, builders, and fencers will all come in once the spa is on-site. A simple project may take around a week, but it could be up to six weeks until it's completed if your plan is extensive.





# SCENT FROM HEAVEN

Introducing aromatherapy to your spa experience can add a new level of luxury to your daily soak.



Fragrance is known to influence our emotions, encourage relaxation, de-stress and even help to revitalise relationships.

Whatever purpose your spa pool serves, from injury rehabilitation to quality family time, adding an aromatherapy scent is bound to enhance your experience.

Aromatherapy is so much more than just a pleasant smell. The many known benefits include reducing stress, anxiety relief, recovery from injury, soothing aches and improved sleep.

But proceed with caution. Putting bubble bath, liquid soap or standard essential oils in your spa pool can affect the water quality and clog your plumbing. Always use a spa-safe aromatherapy product to avoid compromising your pool.

There are three main types of aromatherapy fragrances suitable for spa pool use:

## 1. Crystals

Aromatherapy crystals dissolve in the warmth of the spa, circulating and releasing the scent combination of your choice as you stretch out and relax. The granules are quick to dissolve, so they don't scratch the acrylic, and they won't leave a residue behind.

Spa World recommends Spa Scents Spazazz® Aromatherapy Crystals and Beads.

From Detoxify to Wild Fiesta, the Spazazz® range offers a scent combination for a range of occasions.







## 2. Liquid

Added directly to your spa water for an instant effect, liquid aromatherapy adds a delicious fragrance, as well as moisturising your skin. Completely safe for use in spas, liquid aromatherapy is a simple way to add another layer of luxury to your daily soak.

Spa World recommends inSPAration™ Bottle Spa Aromatherapy.

Choose from fruity and fresh scent combinations, which are designed to suit any mood.



## 3. Dispensers

Some spa models come equipped with a convenient, built-in aromatherapy dispenser to automatically distribute the fragrance into your spa pool evenly when you use your air blower. When the scent runs out, you can purchase a refill that is easily installed.

Spa World recommends Rising Dragon™ Spa Pool Aromatherapy Refills. Refill your dispenser from this range of invigorating scented blends for the ultimate in relaxation. There are several scents to choose from, including Wild Flowers, Pina Colada, Evening Musk and Lavender.

## Where to buy

Spa Store selects aromatherapy products with care to ensure they are safe for both you and your spa pool.

All of these products are oil-free and will not compromise your spa plumbing or water quality.

[Click here to view Spa Store's full range of aromatherapy spa products.](#)



# Solar for the Soul!

Complete your spa area with the addition of an outdoor solar shower – the perfect way to create the most relaxing, refreshing experience imaginable!

After a long, tiring day, there's nothing more enticing than a luxurious soak in your spa pool. But, before you jump in, it's important for the integrity of your water that you rinse off any lotions, oils and dirt which you've accumulated during the day.

With a shower right by your pool, you'll be spa-ready in a flash! These solar showers warm up with the heat of the sun, so you can enjoy a hot shower outside without the need for expensive plumbing. Just plug in a standard garden hose and let nature do the rest.

*Create the revitalising, rejuvenating space you've been dreaming of with an outdoor solar shower from [spastore.com.au](http://spastore.com.au)*



**Spa Store**



# Smart spa upgrades to save you time and money

## Want to reduce running costs and maintenance on your spa or swim spa? These two spa upgrades should be on your radar!

Spa and swim spa technology has come a long way in recent years. By and large, they're a lot cheaper to run and easier to maintain than those manufactured even just a few years ago. However, if energy efficiency and low maintenance is a priority for you – there is always more

you can do to maximise savings on your time and money. Two smart spa upgrades we're loving right now are the automatic AquaSal™ salt system and the SpaNet® SV Series heat pump.

### What is the AquaSal™ Salt System?

The AquaSal™ Salt System (AQ) is an automatic sanitising system for swim spas. AQ uses low levels of spa-safe salt water to produce natural chlorine and keep your water clean.

AQ works by automatically delivering a set dose of chlorine every 24 hours. It also monitors the level of chlorine in the water, so if you haven't used your swim spa in a few days, it won't add any chlorine until it needs to. This means there's no chance of over chlorinating.

Not only will the automatic AQ system completely change the way you use your swim spa, it can also save you time and money compared to bottled chemicals.

An AQ system can save you time and money compared to bottled chemicals.

### How can a SpaNET® SV series heat pump save me money?

A SpaNET® SV series heat pump will help keep your spa warm for less, all year round. Heat pumps are by far the most energy efficient and cost effective way to heat your spa. Using refrigeration technology, they heat your spa water much faster and use less energy than the spa's inbuilt electric heaters.

#### A SpaNET® SV series heat pump can cut your spa heating costs by up to 75 percent.

Installing a SpaNET® SV series heat pump could reduce your spa's heating costs by up to 75 percent on every single power bill. Given that a spa should last you up to 20 years, that's thousands of dollars in savings over the lifetime of your spa.

To view Spa World's range of helpful videos, including heat pumps, [click here](#).





# Putting the ahhh in spa



PRODUCT  
GUIDE







## PRODUCT GUIDE

---



shadowspec

---

## EVERYTHING

*you've ever dreamed of*

---

At Spa World, it's our mission to help you create the ultimate outdoor oasis at home. Our range of spa pools and swim spas are strategically curated to ensure there's something for every budget and every need.

But we didn't stop there. We've also sourced a selection of quality saunas, outdoor fires, umbrellas and pergolas, developing a genuine one-stop-shop for all of your outdoor lifestyle requirements.

In the following pages you'll find an introduction to our brands and details of all of our products, with helpful page tabs so you can easily navigate to your favourites.





# THE ONE, THE ONLY.



The following product images may show optional extras.

They say that imitation is the sincerest form of flattery, and over the years plenty have taken inspiration from Jacuzzi® Spa Pools and Swim Spas. In fact, over the years, the name itself has become synonymous with the industry as a whole, with some people using the word 'jacuzzi' to describe all spa pools and hot tubs.

But there is, and only ever will be, one genuine Jacuzzi® Spa Pools and Swim Spas.

It all started more than 60 years ago when the Jacuzzis, an American family of engineers originally involved in agriculture and aeronautics, set out in search of help for their son's rheumatoid arthritis. When they were

done, they'd created at-home hydrotherapy and started a brand which would go on to become a true global icon.

Today, luxury Jacuzzi® Spa Pools and Swim Spas products can be found in more than 100 countries around the world. They're renowned as the leaders in hydromassage, and have earned a reputation for superior design, quality and energy efficiency.

Innovation is the bedrock upon which their business was built, and to this day they continue to pursue fresh, ground-breaking ideas. From their SmartTub™ app and their PowerPro™ Jet System to their ProClear™

Filters – which promise clear, pristine water that requires less cleaning – they continue to lead the way in an industry which they invented. At the end of the day, if you're looking for the best features, the best quality, and the best experience, then you're looking for Jacuzzi® Spa Pools and Swim Spas!

The following pages include an overview of all the collections, and product specs on the entire range of Jacuzzi® Spa Pools and Swim Spas.

[Click to see Spa World's range of Jacuzzi® Spa Pools and Swim Spas.](#)





# THE COLLECTIONS

There is an array of options within the Jacuzzi® Spa Pools and Swim Spa range. All their collections are designed and built using cutting edge technology and are packed with world-class features.

## J-500™ Luxury Spa Collection

The latest range from Jacuzzi® Spa Pools and Swim Spas delivers exceptional style, cutting-edge technology and peerless performance, in truly luxurious fashion.

## J-400™ Designer Spa Collection

This exclusive collection offers a range of designer spa pools to help you create anything from an intimate couples' retreat to a vibrant social hub.

## J-300™ Comfort Collection

Featuring quality, portable spas, this versatile collection is perfect for everyone from entertainers to those looking to spend quiet time with that special someone.

## J-200™ Classic Collection

The Jacuzzi® Classic Collection brings relaxation and fun to any household with a range of quality, affordable spa pools.







J-400™ DESIGNER COLLECTION

Jacuzzi® J-425™



J-500™ LUXURY COLLECTION




Jacuzzi® J-575™





### J-585™ Spa




Showcasing a stunning design and superior hydromassage, the J-585™ outdoor spa is the next generation in Jacuzzi® luxury spa technology.

-  7 adults
-  46 jets
-  231 cm x 231 cm x 95 cm  
- 107 cm back



### J-575™ Spa




Offering unmatched style and superior hydromassage, the J-575™ Spa represents the pinnacle of at-home luxury.

-  7 adults
-  49 jets
-  231 cm x 231 cm x 95 cm  
- 107 cm back



### J-495™ Spa




With luxurious seating for up to nine, the spacious J-495™ Spa is perfect for large gatherings.

-  9 adults
-  71 jets
-  231 cm x 279 cm x 95 cm  
- 111 cm back



### J-485™ Spa



Firmly in a league of its own, the J-485™ Spa boasts stunning Pro-Finish™ cabinetry, corner accent lighting, and an exclusive extra-wide illuminated waterfall.

-  7 adults
-  49 jets
-  231 cm x 231 cm x 95 cm  
- 111 cm back



### J-475™ Spa




Equipped for exceptional performance, the six-person J-475™ includes multiple PowerPro® jets, each with adjustable intensity for a personalised hydromassage experience.

-  7 adults
-  55 jets
-  231 cm x 231 cm x 95 cm  
- 111 cm back



### J-445™ Spa

Featuring the RX Seat for a deep soak, and integrated premium PowerPro® jets, the J-445™ Spa is enhanced for an optimal hydrotherapy experience.

-  6 adults
-  45 jets
-  214 cm x 214 cm x 95 cm  
- 111 cm back






Jacuzzi® J-335™



### J-435™ Spa

With five seating options, the J-435™ spa pool offers a forward-facing RX Jet Therapy lounge seat, and a jetted cool down seat, making this roomy spa a popular model.

-  6 adults
-  47 jets
-  214 cm x 214 cm x 95 cm  
- 111 cm back

Model  
upgrades  
available.

Visit your local  
showroom or  
[spaworld.com.au](http://spaworld.com.au)  
for more.

#### J-300™ COMFORT COLLECTION



### J-385™ Spa

The Jacuzzi® J-385™ Spa is the flagship model and the star of the J-300™ Collection, equipped with PowerPro® Therapy Seats, HydroSoothe™ massage pillow and prime PowerPro®.

-  7 adults
-  51 jets
-  231 cm x 231 cm x 97 cm



### J-375™ Spa

The J-375™ Spa encompasses the many desirable features that the Jacuzzi® brand is famous for. Reduce stress while you savour a rejuvenating massage from the multiple PowerPro®, HydroSoothe™ no-splash jetted massage pillow.



-  6 adults
-  52 jets
-  231 cm x 231 cm x 97 cm





### J-365™ Spa

Treat friends and family to long evenings of fun and relaxation in the J-365™ Spa. This stylish spa comes equipped with PowerPro® Therapy Seats and plentiful PowerPro® for ultimate relaxation from top-to-toe.

-  **7 adults**
-  **46 jets**
-  **213 cm x 231 cm x 97 cm**



### J-355™ Spa

With 6 seating options, the mid-sized J-355™ Hot Tub is engineered to deliver neck-to-foot therapy, from a longer, full-body lounge seat to diverse seating options.

-  **6 adults**
-  **44 jets**
-  **213 cm x 231 cm x 97 cm**



### J-345™ Spa

In the spacious J-345™ Spa there's room for everyone! This versatile spa comes equipped with performance PowerPro® Jets, and a jetted foot massage dome for a superior hydromassage.

-  **7 adults**
-  **41 jets**
-  **213 cm x 213 cm x 92 cm**



### J-335™ Spa

Sink into the J-335™ Spa and soak your cares away. Combining the ProAir™ Lounge Seat and the FX10 Therapy Seat with HydroSoothe™ massage pillow, this spa is designed to deliver a relaxing and invigorating hydrotherapy massage.

-  **6 adults**
-  **42 jets**
-  **213 cm x 213 cm x 92 cm**



### J-325™ Spa

The J-325™ Spa is small enough to fit in a tight space while comfortably seating 4-5 to enjoy the famous Jacuzzi® Spa experience.

-  **5 adults**
-  **23 jets**
-  **213 cm x 193 cm x 87 cm**



### J-315™ Spa

The compact J-315™ Spa pool features side-by-side lounge seating for an intimate spa experience.

-  **3 adults**
-  **23 jets**
-  **168 cm x 193 cm x 81 cm**





### J-280™ Spa

The spacious J-280™ Spa comes equipped with LED lighting and a waterfall to create a relaxing and rejuvenating experience.

-  6 adults
-  44 jets
-  229 cm x 229 cm x 93 cm



### J-275™ Spa

Create a relaxing oasis and rejuvenate body and mind in the J-275™ Spa. Ambient LED lighting and a soothing waterfall combine with powerful classic jets, plus six rotational, for a superb hydrotherapy experience.

-  6 adults
-  45 jets
-  229 cm x 229 cm x 93 cm



### J-245™ Spa

Spacious enough to comfortably fit up to seven guests, the luxurious J-245™ Spa and ClassicPro™ jets work together to provide a powerful massage.

-  6 adults
-  35 jets
-  214 cm x 214 cm x 92 cm



### J-235™ Spa

Classic style and impressive performance describe the J-235™ outdoor spa. This model makes top performance affordable, featuring two jet pumps powering a unique hydrotherapy experience.

-  6 adults
-  35 jets
-  214 cm x 214 cm x 92 cm



### J-225™ Spa

Presenting the ideal family spa for smaller outdoor spaces, the compact J-225™ features open seating for up to five.

-  4 adults
-  23 jets
-  213 cm x 193 cm x 87 cm



### J-210™ Spa

Rejuvenate tired muscles in the J-210™ classic round spa. Alongside the multiple classic jets, the J-210™ model includes a powerful rotational jet and whirlpool jet, plus foot-mound for a superb full-body hydromassage.

-  4 adults
-  23 jets
-  198 cm x 198 cm x 91 cm



# SWIM SPA COLLECTION

From high-performance athletes to those simply looking to stay active, there is a Jacuzzi® Swim Spa for you. Renowned for design, performance, reliability and ease of use, they're the perfect way to increase fitness, enhance recovery, and harness the natural restorative powers of H2O!

## POWERPLAY™ COLLECTION



### PowerPlay™ 13

Jacuzzi® Swim Spa PowerPlay™ is unique and offers two functions in one. As a Swim Spa, it is ideal for training in your home garden by being able to adapt to the smallest of spaces.

- 9 adults
- 38 jets
- 381 cm x 236 cm x 135 cm


## POWERACTIVE™ COLLECTION



### PowerActive™ 16

Suitable for beginners to experienced swimmers, the PowerActive™ 16 Swim Spa delivers a predictable current and adjustable swim speed for optimal training for fitness.

- 4 adults
- 33 jets
- 472 cm x 236 cm x 135 cm



### PowerActive™ 19

Spacious and versatile, the PowerActive™ 19 Swim Spa is powered by two three-horsepower pumps and features two PowerPro® Swim Active Flo.

- 4 adults
- 33 jets
- 559 cm x 236 cm x 135 cm

## POWERPRO™ COLLECTION



### PowerPro™ 16

The Jacuzzi® PowerPro™ 16 small-space Swim Spa delivers the most comfortable environment for both swimming and aquatic fitness.

- 4 adults
- 31 jets
- 472 cm x 236 cm x 135 cm




### PowerPro™ 19

Combine high-performance aquatic training and advanced hydromassage with the PowerPro™ 19 Swim Spa. Jacuzzi® PowerPro™ PX deliver a predictable water current for the ultimate swimming experience.

- 4 adults
- 31 jets
- 559 cm x 236 cm x 135 cm





# Vortex<sup>TM</sup> Spas

## Designed for life

Vortex Spas<sup>TM</sup> are beautiful by design.  
Feature-packed, by design. And  
environmentally-friendly, by design.

The result is a luxurious respite from  
the rigours of everyday life; a sanctuary  
where families can reconnect, busy  
professionals can recharge, and people  
of all ages and stages can enhance  
their health, wellbeing and happiness.

Alongside the standard models,  
you'll find some spa pools also have an  
advanced version, called Hydroplus<sup>TM</sup>,  
which provides you with a superior  
hydrotherapy experience.



*Look for the HP alongside  
the product descriptions.*



VORTEX TITANIUM<sup>TM</sup> MODEL

The following product images  
may show optional extras.





HYDROZONE MODEL



# Relaxation Re-designed

...but wait, there's more!

Vortex Swim Spas™ include even more options, with each model available in four different variations, including Plunge, Pro, Pro+ and Extreme (each with a different number of jets in the swim resistance zone).

## Going deeper...

Select swim spas are also available in 'extra deep' versions. Choose from the standard 1.3m deep model, or the 1.5m deep XD™ Swim Spas, perfect for taller users!


## Upgrade to Avanté

All Vortex spas and swim spas come with the option to upgrade to Avanté, a package offering all of the brand's best-selling upgrades to further enhance your experience.

Depending on which model of Vortex Spa™ pool you're upgrading, added features could include:

- Hydroflow™ stainless steel jets
- Hydroglow™ backlit drink holders
- Topside control lighting, perimeter and cabinet lighting
- Dual layer insulation
- Purezone™ UV water purifier
- Timber-free Permaframe™ construction








[Click to see Spa World's range of  
Vortex Spas and Swim Spas.](#)



## Gemini™ Spa

Seating two adults in comfort, the compact 2-person Gemini™ spa pool offers relaxation and hydrotherapy massage, perfectly suited to couples and small spaces.

-  2 adults
-  9 jets
-  From 210 x 11 x 74cm



## Neon™ Spa




If you're serious about the benefits of hydromassage and are limited on space, the Neon™ spa pool offers a powerful combination of up to 50 jets across the twin shiatsu seats and a luxury lounger.

-  3 adults
-  51 jets
-  From 206 x 169 x 82cm



## Eon™ Spa

Spacious and affordable, the Eon Spa™ doesn't scrimp on performance featuring the quality heating, pump, filtration and control systems that are standard across the Vortex™ range.

-  6 adults
-  13 jets
-  From 200 x 200 x 82cm



## Mercury™ Spa

The Mercury™ family spa pool has a well-earned bestseller status, with 46 jets, two loungers, neck and shoulder jets and foot massage jets, it's got all the luxury features you need.




-  5 adults
-  46 jets
-  From 200 x 200 x 82cm



HP  
available

## Cerium™ Spa

Luxuriate with powerful massage and comfort seating in the high-quality Cerium™ 4-person spa pool.




-  4 adults
-  Up to 57 jets
-  From 200 x 200 x 82cm



HP  
available

## Cobalt™ Spa

For advanced relaxation, the Cobalt™ family spa pool covers all the bases with 66 powerful jets, twin loungers and space to seat up to five adults.

-  5 adults
-  Up to 71 jets
-  From 215 x 215 x 92cm













### Xenon™ Spa

A superb family spa, at 2.3m the Vortex Xenon™ is roomy enough for the kids to splash about while offering ample seating to entertain your friends in style.

- 5 adults
- 42 jets
- From 2.30 x 2.30 x .92m



HP  
available

### Nitro™ Spa

For a high-end performance spa pool that's spacious enough for large families or entertaining friends, you can't go past the Vortex Nitro™.

- 5 adults
- Up to 71 jets
- 2.30 x 2.30 x .92m



HP  
available

### Titanium™ Spa

If you're seeking the ultimate entertainer's spa, we think you'd struggle to build a better, bigger and more impressive spa than the Vortex Titanium™.

- 10 adults
- Up to 54 jets
- 3.00 x 2.30 x .90m



HP  
available

### Spectrum™ Spa

The Spectrum™ spa is Spa World's best selling large spa pool, offering ample space for six adults to soak up the superbly relaxing hydrotherapy massage.

- 6 adults
- Up to 81 jets
- 2.30 x 2.30 x .92m



HP  
available

### Palladium™ Spa

With 9 seats, up to 93 jets, twin loungers, a neck and shoulder massage seat plus more, you'll be hard pressed to find a more impressive spa setup than the Palladium™.

- 10 adults
- Up to 98 jets
- 3.52 x 2.28 x .90m


Model  
upgrades  
available.  
Visit your local  
showroom or  
[spaworld.com.au](http://spaworld.com.au)  
for more.

# Design meets Year-Round Fitness

Vortex Swim Spa™ models come in four variations, with the Pro, Pro+ and Extreme versions featuring additional jets in the swim resistance zone.




Selected products are now available with extra depth, enabling you to choose either a 1.3m or 1.5m (XD) high model.


Avanté Extreme models pictured



## Aquagym™ Swim Spa




Boasting a full range of swim spa features, the Aquagym™ is Vortex™ Spas most compact 1.3 m deep swim spa model. Enjoy all the benefits of a swim spa without giving up the space required for a pool.

-  From **4** adults
-  Up to **59** jets
-  From **3.98 x 2.31 x 1.30m**



## Aqualounge™ Swim Spa




Why should you choose between a relaxing spa, quality family time and a swim spa for fitness or fun? The Aqualounge™ offers you all three in one compact swim spa.

-  From **4** adults
-  Up to **81** jets
-  From **3.98 x 2.31 x 1.20m**



## Aquagym Max™ Swim Spa




The Aquagym Max™ is the ultimate mid-sized, single-zone swim spa, featuring a larger swim zone and famous Vortex™ hydrotherapy lounger.

-  From **4** adults
-  Up to **81** jets
-  From **4.49 x 2.31 x 1.30/1.50m**



## Aqualap™ Swim Spa




The Aqualap is Vortex Spas™ largest single zone swim spa and is ideal if you want a large area for fitness training or to have fun and quality time with your family.

-  From **4** adults
-  Up to **81** jets
-  From **5.90 x 2.30 x 1.30/1.50m**



## Hydrozone™ Swim Spa

There is no doubt that the Vortex Hydrozone™ gives you the best of both worlds, combining two completely separate zones to create the multifunctional Hydrozone™ swim spa.

-  From **5** adults
-  Up to **68** jets
-  From **5.90 x 2.30 x 1.30/1.50m**





# FISHER<sup>TM</sup> SPAS



**Life is short.  
Far too short to miss  
the magic moments.**

So Fisher Spas<sup>TM</sup> set out to help bring those moments to life; to provide the venue for the fun, the laughter and the quality time that turns everyday lives into vibrant, fulfilling ones.

Fisher Spas<sup>TM</sup> offer quality, well-built, value-for-money spas that are perfect for people from all walks of life; quality spas where people can relax, unwind, and come together, creating memories for a lifetime.

Read on for details of all the quality products in the Fisher Spas<sup>TM</sup> range.

**Click to see Spa World's range  
of Fisher Spas and Swim Spas<sup>TM</sup>.**

The following product images may show optional extras.





**FISHER<sup>TM</sup>**  
**SPAS**

Where memories  
are made.










### Fisher 2™ Spa




Soak side-by-side in this compact, value focused 2-person spa. Great hydrotherapy for small spaces.

-  2 adults
-  16 jets
-  1.65 x 1.65 x .74m



### Fisher 3™ Spa




Entry-level, compact 3-person spa with recliner. Perfect for courtyards and small decks.

-  3 adults
-  20 jets
-  2.07 x 1.57 x .82m



### Fisher 5S™ Spa




A compact family spa that conveniently fits into smaller outdoor areas. With 5S you won't need to compromise on comfort or performance.

-  5 adults
-  34 jets
-  2.0 x 2.0 x .84m



### Fisher 5D™ Spa




The Fisher 5D™ is the hero of the Fisher Spas™ range. It comes loaded with hydrotherapy features for a value-packed spa pool experience.

-  5 adults
-  40 jets
-  2.0 x 2.0 x .84m



### Fisher 6™ Spa




A brilliant choice for those who want a superior massage, the Fisher 6™ has 6 full-size seats, plus a full-length lounger for you to stretch out and relax.

-  6 adults
-  40 jets
-  2.16 x 2.16 x .92m



### Fisher 7™ Spa




There's no need to compromise with the spacious Fisher 7™ spa pool. Seat placement has been thoughtfully considered to maximise space and in-spa usability whilst providing maximum hydrotherapy.

-  6 adults
-  40 jets
-  2.30 x 2.30 x .92m



### Fisher 8™ Spa




A spacious spa pool designed to perfectly cater for a crowd. A range of hydrotherapy jets provides a relaxing massage to help you recharge and recuperate.

-  6 adults
-  58 jets
-  230 x 230 x 92m



### Fisher Play™ Plunge Pool




Incorporating two hydromassage seats and a spacious plunge pool zone, proving you don't need to pay the high prices to enjoy a quality plunge pool at your place.

-  2 adults
-  13 jets
-  381 x 226 x 13m



### Fisher Swim™ Swim Spa

This compact swim spa offers the perfect balance between relaxation and exercise.

-  5 adults
-  39 jets
-  449 x 231 x 130m



# FISHER™ SPAS












# Restoring & rejuvenating.



**Vortex™  
Saunas**

Vortex™ far infrared saunas help soothe tired muscles and relax the mind – leaving you recharged and reset!

There are two models to choose from – Linear and Prestige – and three size options within each range. The saunas feature low EMF ratings and are hand-crafted from sustainable Forest Stewardship Council certified timber. The Linear range is crafted from Canadian Hemlock, combining form with function. The Prestige range is crafted from Western Red Cedar and is a premium sauna solution.

The following product images may show optional extras

[Click here to see Spa World's range of Vortex Saunas™](#)





### Linear™ 1-Person Sauna

The Linear™ 1-Person offers all the features and benefits of our full-size Linear™ saunas – in a compact, convenient size. Ideal for small spaces, apartments and solo sauna sessions.

- 1 adult
- 4
- 100 x 110 x 200m
- Hemlock



### Prestige™ 1-Person Sauna

The Prestige™ compact, 1-person, luxury infrared sauna from Vortex™ delivers a variety of health and wellbeing benefits. This small infrared sauna is ideal for those with limited space who want a high-quality sauna.

- 1 adult
- 6
- 100 x 110 x 200m
- Cedar



### Linear™ 2-Person Sauna

The Linear™ 2-Person is ideal for one person, with room to stretch out. Frameless, tempered glass creates a sense of space so you never feel boxed in.

- 2 adults
- 6
- 113 x 110 x 200m
- Hemlock



### Prestige™ 2-Person Sauna

The Prestige™ 2-Person is a premium sauna with room to share a sauna session or stretch out on your own.

- 2 adults
- 8
- 113 x 110 x 200m
- Cedar



### Linear™ 3-Person Sauna

This is the largest sauna in the Linear™ range. While it can fit three people, it is ideally suited to couples seeking a bit more space than the Linear™ 2 offers.

- 3 adults
- 8
- 160 x 110 x 200m
- Hemlock



### Prestige™ 3-Person Sauna

The Prestige™ 3 is the ultimate infrared therapy sauna for home use. Ideal for couples wanting more room than the Prestige™ 2 – or if you want to stretch out and relax on your own.

- 3 adults
- 10
- 160 x 110 x 200m
- Cedar

# ecosmar<sup>+</sup> Fire

## Enhancing warmth & ambience.

EcoSmart™ Fires deliver a contemporary take on the classic firepit. Inspired by the shapes and forms of traditional sculpture, these **smokeless** fireplaces are the ultimate addition to any entertaining space. A warm and inviting outdoor centrepiece to gather and relax around, no matter the season.

Visit your nearest showroom or our website to learn more.



Manhattan™ 50 Fire Table shown in Natural (grey) finish.  
The following product images may show optional extras.




[Click to see Spa World's range of  
EcoSmart™ Fires.](#)





### Stix™ Portable Fire




A fireplace with a contemporary twist on the traditional campfire, relax in the warm glow of this eye-catching centrepiece.

-  Outdoor and Indoor
-  Black & Stainless Steel
-  L 557 W 556 H 780



### Stix™ 8 Portable Fire

If you like to stand out from the crowd then this modern twist on the traditional campfire fire might be the perfect fire pit for you.




-  Outdoor and Indoor
-  Black
-  L 792 W 792 H 1085

Available  
in 2 sizes:  
Pod™ 30 &  
Pod™ 40



### Pod™ Fire Bowl

Inspired by the shapes and forms of traditional pottery, the Pod™ Fire Bowl series brings a modern update to the classic fire pit.




-  Outdoor & Indoor
-  Natural (grey), Graphite & Bone
-  Pod 30: L 762 W 762 H 351  
Pod 40: L 1000 W 1000 H 504

Available  
in 2 sizes:  
Mix™ 600 &  
Mix™ 850



### Mix™ Fire Bowl

Designed to bring people together, the Mix™ series features a simple, elegant shape, blending an outdoor fire pit with classic luxury.

-  Outdoor & Indoor
-  Natural (grey), Graphite & Bone
-  Mix 600: L 600 W 600 H 229  
Mix 850: L 850 W 850 H 319



### Ark™ 40 Fire Table

If you are looking for an elegant, round fire table with a lip large enough to land drinks and plates, then the Ark™ 40 is the ideal solution.




-  Outdoor & Indoor
-  Natural (grey), Graphite & Bone
-  L 1000 W 1000 H 339

Available  
in 2 sizes:  
Base™ 30 &  
Base™ 40



### Base™ Fire Table

Make the Base your centre for relaxation and entertainment. This multi-function table gives you the best of both worlds – a coffee table and fire pit combined.

-  Outdoor & Indoor
-  Natural (grey), Graphite, Bone & Teak
-  Base 30: L 776 W 776 H 339  
Base 40: L 1000 W 1000 H 339







Mix™ 850 Fire Bowl shown in Bone finish.





### Martini™ 50 Fire Table

The Martini™ 50 Fire Table is a perfectly proportioned centrepiece ideal for entertaining. This fire table will welcome guests to relax in any outdoor setting.

-  Outdoor & Indoor
-  Natural (grey), Graphite, Bone & Teak
-  L 1270 W 762 H 296



### Manhattan™ 50 Fire Table




Elegant, simple, and functional, the Manhattan™ 50 Fire Table is built for entertaining. Relax in the warm glow of this centrepiece.

-  Outdoor & Indoor
-  Natural (grey), Graphite, Bone & Teak
-  L 1270 W 762 H 296



### Wharf™ 65 Fire Table




Blending the simplicity of an outdoor fire feature with the functionality of a standalone table, the Wharf fire table adds style and practicality to any architectural environment.

-  Outdoor and Indoor
-  Natural (grey), Graphite, Bone & Teak
-  L 1650 W 1000 H 339



### Cosmo™ 50 Fire Table

The Cosmo fire table is a smart space-saving furniture solution. It enables guests to enjoy the warmth of an open fire without embers, ash and soot ruining the ambiance.

-  Outdoor and Indoor
-  Natural (grey), Graphite, Bone & Teak
-  L 1270 W 762 H 296

Model  
upgrades  
available.



Visit your local  
showroom or  
[spaworld.com.au](http://spaworld.com.au)  
for more.

Available  
in four  
heights



### Gin™ 90 (Dining) Fire Table

Perfectly proportioned as a functional, freestanding dining 'table', the Gin™ 90 Dining fire table adds a sense of luxury and style to indoor or outdoor spaces.

-  Outdoor and Indoor
-  Natural (grey), Graphite, Bone & Teak
-  L 2272 W 1098 H 745



Click to see the Vortex Pergola<sup>TM</sup> range from Spa World.

The Vortex Louvre Pergola<sup>TM</sup> 4600 model shown.

# Your outdoor oasis

Our range of high-quality pergolas combine style with shade and protection for your outdoor area.

There are three sizes and two colours (white and charcoal) to choose from, plus LED lighting with every pergola and optional blinds for added privacy. Best of all, they have motorised louvres you can open and close with the push of a button.

Architecturally designed and crafted from anodised aluminium, Vortex Pergolas<sup>TM</sup> are elegant, stylish and built to last. If you're looking to create an outdoor oasis, start here.

The following product images may show optional extras.






Motorised  
louvre roof



### Vortex Louvre Pergola 3300

The Vortex Louvre Pergola™ 3300 offers elegant styling and integrated features to protect your spa and family against the elements.

 2964 x 2964 mm

 Black and White

Motorised  
louvre roof



### Vortex Louvre Pergola 3400

The Vortex Louvre Pergola 3400™ is architecturally designed with a motorised louvre roof so that you can spend more time outdoors.

 2964 x 4005 mm

 Black and White


Motorised  
louvre roof



### Vortex Louvre Pergola 4600

Enjoy the outdoors rain or shine with the Vortex Louvre Pergola 4600. With an adjustable roof, illuminating LED lighting and optional blinds for privacy, it's the ultimate solution for shade.

 4005 x 5748 mm

 Black and White







**shadowspec**

umbrellas with distinction



# Made for shade

The Shadowspec™ range of umbrellas add style and functionality to any outdoor setting. With more than 25 years' worth of experience in shade and protection, they've earned a reputation for world-class designs, unparalleled durability and real value. All products are made from marine-grade materials and offer high UV sun protection, while two of their premium products – Serenity™ and Unity™ - also feature Shadowspec's™ own unique, patent pending technology for ultimate ease-of-use.

View our full range of Shadowspec™ shade solutions in the following pages.

SERENITY™ MODEL SHOWN IN RUST

The following product images may show optional extras.

[Click to see Spa World's range of Shadowspec™ shade solutions.](#)



Multiple  
sizes/colours  
available



### Shadowspec™ Serenity™ Umbrella

Ideal for spa pools, the elegant Serenity™ is engineered and hand built in NZ to provide class and style to any outdoor setting. The patented designs are fully integrated to create a seamless, stylish and functional aesthetic with marine-grade durability.

 Square & Octagon

 Square:  
**2500 & 3000mm**  
Octagon:  
**3500 & 4000mm**

Multiple  
sizes/colours  
available



Shadowlock



Shadowlift




Shadowglide

### Shadowspec™ Unity™ Umbrella

Ideal for swim spas, the Shadowspec™ Unity™ Cantilever Umbrella is your premium outdoor umbrella and is perfect for outdoor living. Choose the mounting option that best suits your space. Hand built in NZ.

 Square & Octagon

 Unity™ Duo™ Square:  
**2500 & 3000mm**  
Unity™ Duo™ Octagon:  
**3500 & 4000mm**



UNITY™ DUO MODEL SHOWN





## Shadowspec™ SU4™ Tilting Cantilever Umbrella

The sun doesn't stay in one spot all day so why should your shade? The SU4™ Umbrella is a rotating and tilting cantilever umbrella, giving you the perfect shade solution. Choose from six stylish colours and three mounting options to suit your home.

 Square & Octagon


 Square: **3000mm**  
Octagon: **3500mm**



## Shadowspec™ SU2™ Cafe Umbrella

Ideal for table shade, the SU2™ centre pole umbrella provides a movable shade solution that takes seconds to put up or down. Choose from a range of stylish colours and mounting options to suit your home.

 Square & Octagon

 Square: **2000mm or 3000mm**  
Octagon: **2700mm or 4000mm**



SU2 MODEL SHOWN



[Click here to find your local  
Spa World showroom.](#)

New South Wales  
ACT, Victoria  
South Australia  
Queensland, Tasmania  
Western Australia

Spa World Australia  
1300 921 887  
[spaworld.com.au](http://spaworld.com.au)



