

# SW

LIFESTYLE  
MAGAZINE

HOW TO  
**REDUCE** YOUR SPA  
RUNNING COSTS

ACHIEVE YOUR  
**WEIGHT LOSS**  
GOALS WITH A  
SWIM SPA

NEW  
SPA BRINGS  
**DREAM  
TO LIFE**

A SLICE OF  
LUXURY FOR A  
**BUSY FAMILY**

CHOOSE YOUR PERFECT  
**OUTDOOR SOFA**







## Dreaming of a backyard oasis?

Spa World is the world's largest spa retailer, with showrooms throughout Australia and New Zealand. Come in-store or check out our website. View our wide range of premium spas, swim spas, saunas, outdoor umbrellas and pergolas. Make your home the place to be – today! Want to try before you buy? No worries. Bring your togs and test out a spa or swim spa in store!

[Click here to learn more about the top five reasons to choose Spa World.](#)



*This is living!*



# Welcome



As a father of five, I know how busy and complicated life can get. Throw in working and schooling from home, a global pandemic and a ton of uncertainty and it's no wonder families are getting stressed.

One thing that helps is making time for health and wellbeing. Whether through exercise, relaxation, eating healthy, time with friends or all of the above. You can learn more about this topic in this issue.

What's your go-to relaxation activity? How do you unwind? What does 'me time' look like to you? We'd love to hear from you.

Take care,

*Andrew Pullen*  
Managing Director of Spa World





# SW CONTENTS

## Highlights



### Features

- DREAM COMES TRUE** 12  
New spa arrives during lockdown
- INNOVATION, STYLE, SUPERIOR DESIGN – IT'S JACUZZI** 24  
The brand that started it all
- BACKYARD LUXURY** 26  
An outdoor transformation
- THE AQUALAP™ IS IT!** 32  
Couple find their perfect swim spa

### Outdoor Living

- MAKE YOUR BACKYARD BEAUTIFUL** 06  
Top six ways to enhance your outdoor space
- OUTDOOR HEATING** 10  
What are the options?
- SPA SHADE** 16  
Protect your family and your spa
- LOUNGING AROUND** 52  
Choosing the perfect outdoor sofa

### Health and Fitness

- SOAK YOUR PAIN AWAY** 22  
How a spa can help with aches and pains
- SAUNAS FOR THE SOUL** 37  
Top seven infrared sauna benefits
- FEEL GREAT AND LOSE WEIGHT** 38  
Year-round fitness in a swim spa
- TRAINING GUIDE** 40  
Make the most of your swim spa

### Buying Guides

- TOP FIVE SPA ACCESSORIES** 30  
Take your experience to the next level

- SHORT, TALL, LARGE OR SMALL?** 42  
Which spa is best?
- SPEND MORE TIME RELAXING** 46  
Find out how a spa cover can save you time
- CHOOSE YOUR SAUNA** 48  
Find the ideal sauna for your home
- SPA POOL PRICES** 55  
Why the difference?
- WHAT TO LOOK FOR IN A SHOWROOM** 68  
Spa shopping made easy

### Tips and Advice

- INFLATABLE SPAS** 44  
Pros and cons of a blow-up spa
- SPA INSTALLATION TIPS** 50  
An expert's advice
- SMART SPA SYSTEMS** 58  
Make life easy
- HOW TO REDUCE YOUR SPA RUNNING COSTS** 60  
Top tips from Spa World

### News and Views

- CELEBRATING SUCCESS** 66  
The best in the business
- SPOTLIGHT ON...** 67  
Meet our amazing team

### Product Guide

- Jacuzzi® Spas and Swim Spas** 73
- Vortex™ Spas and Swim Spas** 85
- Fisher™ Spas and Swim Spas** 99
- Vortex™ Saunas** 107
- EcoSmart™ Fires** 110
- Vortex™ Pergolas** 116
- Shadowspec™ Umbrellas** 118





---

SW

**SW Magazine** is for people who love to relax, work out and have fun at home. Published by Spa World, it is available on the Spa World website and at our showrooms across Australia and New Zealand.

---

**IMPORTANT:** Spa World uses all reasonable skill and care to ensure the information contained in this document is accurate at the time of being made available. However, matters covered by this document are subject to change due to a continuous process of review and to unanticipated circumstances. Spa World reserves the right to make any changes without notice and accepts no responsibility for any loss suffered by any person due to reliance (either whole or in part) on the information contained in this document, whether direct or indirect and whether foreseeable or not.



THE ONE.  
THE ONLY.







Sixty years ago, when America's Jacuzzi® family invented at-home hydrotherapy, they revolutionised the way humans harness the restorative powers of water.

Today, the brand has products in more than a hundred countries and has become so iconic that many people refer to any spa pool as a 'Jacuzzi'.

Of course, there is only one true Jacuzzi® – the world leaders in luxury spa pools and swim spas, with a reputation for peerless design, quality and energy-efficiency.

Jacuzzi® Spas – the ultimate way to heal the mind, body and soul.

View the full range in our Product Guide on page 74.

---

Exclusively available  
at Spa World

---





# MAKE YOUR BACKYARD BEAUTIFUL

Want to improve your outside area and make it more inviting? Here are six ways to take your backyard from basic to beautiful – without breaking the bank.

## 1. Clean up and clear the clutter

Ok, so it's not the most fun job, but cleaning up is a great place to start when you want a nicer-looking outdoor space.

Tidy the garden, cut back overgrown bushes, get the water blaster out and clean the paths and outdoor furniture (taking care with timber), replace or remove any broken or worn furniture... you get the idea.

## 2. Get good advice and a plan

Before embarking on a backyard renovation, it's worth getting some expert advice to help your outdoor space realise its potential.

A skilled landscape designer can guide you through the process of figuring out what to do, draw up plans to keep you on track, help you choose the right plants for your climate and conditions, and incorporate any extra features such as a spa pool, shade, heating and lighting.

## 3. Get out the paintbrush

There's nothing like a new coat of paint or fresh staining to revamp your outdoor area and make it shine.

Staining or painting your fence or deck will not only make it look nicer, it can also help protect the timber from rot and repel moss and mould, so it lasts longer.

## 4. Create a focal point.

A great way to make your backyard more welcoming and inviting is to create a focal point for lounging, entertaining or relaxing. There are



many ways to add ambience to your garden, patio or deck. Consider a pergola strung with lights, quality shade, outdoor seating or fire, to name a few! You can't go past outdoor fire pits and fire tables to create a gathering place – after all, not much attracts a crowd like the glow of a campfire.

## 5. Revitalise the garden with new plants

Just like your outdoor furniture, plants have a lifespan too, with some needing replacing sooner than others. You may not need to replace the whole garden – you could just focus on an area you'd like to draw attention to and get more use out of.

Pots and planter boxes are a good solution for small spaces. Mass planting – where you plant just one or two types of plants in an area – is also a great option for high-impact and low-maintenance gardening.

## 6. Install a pergola or stylish outdoor umbrella

Shade is one of the easiest and most effective ways to make your backyard beautiful. There are some fantastic shade options out there from elegant pergolas to durable, stylish outdoor umbrellas.

Not only do they look great, but outdoor umbrellas and pergolas are also a practical way to protect yourself and your furnishings from harsh weather conditions, including damaging UV rays.

[Click here for more backyard design ideas.](#)





# Spa + Shade and Save!

If you own a spa or are thinking of buying one, make sure you factor in sun protection like a pergola or umbrella.

Why shade your spa?

- Protect your family, friends and furniture from the elements
- Reduce spa maintenance by keeping debris out of your spa
- Create a shady space for fun, fitness and relaxation

Whatever you've planned for your outdoor space – we've got you covered with our red hot Spa + Shade Package Deals. Buy a pergola or umbrella with your spa, swim spa or plunge pool... and save big! View the full range at page 118.

Available at  
Spa World





# THE BEST FAMILY SPA

What to look for when  
searching for a family spa.





## After 30 years in the spa industry – we've learned a few things about what makes a great family spa pool.

In our experience, most families want a spa pool to be large, energy-efficient and low maintenance. We go into a bit more detail on this below.

### Variety of jets

Make sure you purchase a spa with a variety of different jets to make the most of the hydrotherapy experience. Well-placed jets can make all the difference in helping relieve sore muscles.

#### Look for these jet options:

- High-pressure volcano jets - for deep tissue massage.
- Twin spinning - for muscle kneading.
- Directional and single spinning jets - for pressure point massage.
- Single spinning jets - for a rotating massage effect.

### Energy-efficient

As spas are an investment you may be wondering about energy use and keeping your costs down.

With a little extra investment and caring for your spa, you can easily lower your costs.

#### Our top tips for keeping costs down:

1. Purchase a spa with the best insulation possible — the more effective the insulation, the lower the heating cost.
2. Invest in a quality spa cover to help maintain a set temperature.
3. Turning your spa temperature down by only a few degrees will help lower your heating costs.



### Seating options

Selecting a spa with a variety of seating options like loungers and elevated seats for younger children will ensure your spa works for your family. Twin loungers allow two people to lay back and relax while elevated seats for young kids help to keep their heads above the water.

### Long-term affordability

One of the biggest mistakes spa buyers make is focusing solely on the retail price of a spa – without considering other factors such as ongoing running costs. The truth is, paying a little more upfront for a better quality spa, is likely to save you money in the long run. For example, spas in the mid-range price bracket should have better quality spa insulation, a water care system (including filtration, ozone and UV), a heavy-duty insulated cover and more.

### Low maintenance

One of the most common questions we get is, how do I minimise the maintenance on my spa? With a little planning and time, you can keep your spa in excellent condition and enjoy it for years to come.

#### Our top tips for easy maintenance:

1. Use quality spa chemicals to maintain your spa.
2. Aim to spend at least 5-10 minutes on spa maintenance per week.
3. Consider getting a spa with an automatic water care system that includes ozone and a UV-C steriliser to save you time and money.

[Click here to see our full range of family spas.](#)

### Our most popular family spas

Spa World's three best-selling family spas are the Fisher 5D™, Vortex Mercury™ and the Vortex Nitro™.



Fisher 5D™

Family of five to six



Vortex Mercury™

Family of four



Vortex Nitro™

Family of five to six



# WHAT OUTDOOR HEATING SHOULD I CHOOSE?

Warmth can add instant comfort to any space – especially when you're outdoors.

When it comes to outdoor heating, there are a whole range of options out there – from outdoor fireplaces to electric or gas heaters, and everything in between.

Depending on your outdoor space, some options will work better than others.

## What to consider when choosing outdoor heating

Before you buy an outdoor heater, there are a few factors you may want to consider to ensure you're buying the right heater for you and your space.

- **What you need it for:** Ambience, cooking, or both.
- **How much do you want to spend on heating?** Some options are cheaper than others.
- **Heat output:** Large or small space?
- **Do you want low maintenance?** Some options require regular attention, others produce heat at the touch of a button.
- **Portability:** Do you want your heater to be set in a fixed position or have the flexibility of moving it around?
- **Appearance:** Do you want the heater to blend into your outdoor space or be an eye-catching design feature?
- **Energy or fuel source:** There are several types of energy sources to choose from including wood, gas, electricity and eco-friendly biofuel, each with their own pros and cons.

Keep this list in mind when deciding which option you want to go for.





## Small space? Consider an eco-friendly fire table or fire bowl

Fire tables, fire bowls and fire pits are a modern take on the classic fireplace. Depending on the design and size, you can position a small fire bowl on a bar or dine around a fire table.

If you're after a portable, low maintenance heater that will be a focal point in your backyard – then any of these would be a great place to start.

*View our EcoSmart™ fire range on page 111 in the product section.*

## Take indoor comfort outside with an outdoor fireplace

Outdoor fireplaces are among the largest of outdoor heater styles and ideal if you want the ambience of a real fire. Some can even double as ovens or stove tops.

Outdoor fires have the wow factor but they are higher maintenance than other options out there. For example, you will need to continuously stoke it up with wood and clean out the embers.

If low maintenance is a priority for you then we'd recommend heating powered by gas or electricity.

## Looking for discreet heating for a small space? Check out strip heaters

Strip heaters are designed to be installed on outdoor structures like pergolas, umbrellas and outdoor beams. One of the best things about strip heating is that it's a subtle heat source which takes up minimal space and provides heating directly where you want it.

They can also bring peace of mind if you have youngsters and want to keep heaters out of arm's reach.


Strip heaters are fuelled by gas, electricity or infrared heating technology, making them a convenient, low maintenance option for outdoor areas. Many on the market can be turned on at the touch of a remote control button.

Keep in mind, strip heaters may need to be hardwired by a licensed electrician to hide exposed cords.

Gas fueled heaters may require gas bottles that need replacing or plumbing.



*EcoSmart Mix 850™ model shown*



Now you know a bit more about outdoor heating options on offer and what to consider – you can start browsing some options.

Before you buy, remember to think about the space you have, the type and amount of heat you want, ease of use and maintenance.

**For more details on the best outdoor heating options [click here](#).**



# Dream comes true!

## COUPLE'S NEW SPA ARRIVES DURING LOCKDOWN.



Pat's ultimate dream on arriving in Melbourne was to own a spa or a pool. Thanks to his wife Donna, he can say it's a dream come true. They are now the proud owners of a Jacuzzi® J-345™ Spa.

"Thankfully I talked him out of a pool," says Donna. "I said, 'it's not going to happen', especially in Melbourne. Even though we have great summers, I just didn't think it would be utilised enough," she says.

"It was one of those things where if we were going to spend the money, because obviously it's a huge investment, I wanted it to be something we could use 12 months of the year."

Push came to shove last year during Melbourne's first COVID lockdown, when Donna and Pat, like millions of others around the globe, started reassessing their lives.

With three active teenagers, and overseas holidays no longer an

option, it made perfect sense to get a spa while their kids were still young enough and living at home to enjoy it.

Donna quietly undertook some online research with her local Spa World store. Once the lockdown lifted, she surprised Pat by suggesting they visit the store and look at spas.

"It was actually the one and only place we went," says Donna. "I'd certainly done a little bit of research and the service was amazing."

Pat had been waiting for a spa for 20 years, so they knew they were going to buy. It was just a matter of which brand. After some initial back and forth they settled on Jacuzzi®, ultimately due to the advice they received from their Spa World consultant.





"She asked what we wanted it for. We said both Pat and I both do a lot of running, I do a lot of yoga and Pilates, Pat does a lot of cycling and we wanted something that would be good therapy for us. Our consultant said 'you're definitely best to go for a Jacuzzi®'. She said Jacuzzi® was the best quality, the jets were incomparable and they were the most energy efficient," says Donna.

Donna and Pat were also swayed by the Jacuzzi®'s light colours and SmartTub™ System.

"Once we knew about all those extra things too, there was no other option."

The next decision was where to put it. Spa World helped with that too, referring Donna and Pat to reputable

Pat had been waiting for a spa for 20 years, so they knew they were going to buy. It was just a matter of which brand.

contractors who could help them manage their landscaping and installation requirements.

For Donna and Pat it wasn't just a matter of getting a spa, the bigger picture was the landscaping, which they decided to do at the same time.

Spa World helped them make an actual plan, streamline and manage the entire project, including the spa installation.

"As busy, working parents, they took away any headaches we could have incurred along the way and just organised it all for us," says Donna.

Safety was also a big factor in choosing reputable contractors via Spa World.



"Putting in a spa is a big responsibility. You need to know you've done it all right and believe you've done the right things to prevent an accident happening," says Donna.

They went with contractors via Spa World, "because they knew exactly what they were doing around everything from lock specifications to fence permits. They were also remarkable to work with."

In a stroke of luck, the project was completed in time for Melbourne's second lockdown, during which the family got a lot of use out of their new Jacuzzi®.

"We would sit there and say, 'how lucky are we?'"

They couldn't be happier with the spectacular end result.

"It's exactly how we wanted it. We just love the look of it; it looks amazing."

The spa's location, almost under cover on their bottom deck, means it is used year round.

"It's probably getting used at least every other day, particularly by our 19 year old. He's the one using it the most. He does a lot of sports, so he uses it for recovery and relaxation," Donna says.

## "Your biggest focus in life is your home and your family, so why not enjoy it."

Pat and Donna also use their Jacuzzi® most weekends.

"I do my yoga and Pilates for three hours on a Sunday morning. I come home and jump straight into the spa," says Donna.

Overall Donna says they couldn't have asked for anything more from Spa World, in particular the expert advice they received from their sales consultant.

"Pat and I are both in sales, so we definitely appreciate somebody who's good at their job. We felt she listened to our requests and advised us on them. She knew her stuff and we were confident in what we were being told."

They also appreciated the after-sales service. "One week after purchase, Spa World was on the phone asking how everything was going and did we need anything? A month later they were checking in again, making sure it was still going okay. It was excellent."

Donna and Pat urge anyone thinking about putting in a spa to "just go for it."

"If COVID taught us anything, it's that nobody knows what's around the corner tomorrow. It makes you realise your biggest focus in life is your home and your family. That's where the big quality time is, so why not enjoy it?"

---

View our full range of Jacuzzi® Spas® on page 76 of the Product Guide.





# Perfect Pergolas



Enjoy your outdoor space 365 days of the year with a stylish and durable pergola. Take the weather out of the equation with a Vortex Pergola™. Architecturally designed, built from hard-wearing anodised aluminium, and created to help you make the most of your outdoor oasis! View the full range at page 117.

Available at  
Spa World





# TOP 5 REASONS TO HAVE SHADE OVER YOUR SPA

With the right shade solution, you can avoid the sun's harmful rays, enhance your outdoor area and protect your spa pool or swim spa from the elements.

## 1. Protect yourself and your family

Sharing quality time outdoors with family and friends is a great thing to do. But what isn't great, is sunburn and sun damage - whether it affects you, your family and friends, or even your furniture.

Installing an umbrella or pergola or other shade structure over your spa will help protect you and your family from harsh UV rays while enjoying a soak or swim. It can also reduce the sun's glare off the water, which is annoying and can be harmful to skin and eyes.



## 2. Reduce maintenance

Did you know, one of the worst things for clogging up spa filters is sunscreen? Why? Well, sunscreen is oil-based and if it mixes with spa water it can clog filters, create foam and reduce water clarity. By installing shade over your pool or spa, you don't have to lather on sunscreen and can safely enjoy your spa time - without worrying about sunburn, clogging spa filters or creating water maintenance issues. It helps keep debris out of your spa and you'll use less sunscreen - one of the worst things for clogging up filters.



## 3. Prolong the life of your spa

Excess sun exposure can lead to delamination in some spa shells and cracking of the vinyl spa.

Shading your pool or spa with an umbrella or pergola, can protect you and your spa from the elements.

Shading your spa will help limit sun damage to your spa over time.





## 4. Increase energy efficiency

Creating shade over your spa can help maintain a consistent water temperature. With extreme heat or frosty weather you may find your spa heat fluctuates from time to time.

Having effective shelter for your spa will ensure your spa can operate efficiently year round – ultimately saving you money.



## 5. Enjoy your outdoor space year-round

Adding shade over your spa pool not only helps to look after your spa, but it also creates a usable space in your backyard for you to enjoy – rain or shine. It will also look great!

Some shade comes with pre-installed lights, creating a nice atmosphere and ambience for an evening soak.

If you opt for a rain-proof shade you can store your towels and accessories in a convenient and sheltered spot.

It creates a focal point you can build an outdoor entertaining area around. Add a BBQ, outdoor furniture and fire table and you've got a recipe for a great time.

## WHAT ARE MY SHADE OPTIONS?

Once you decide to shade your spa, the next step is choosing which option to go with.

### Outdoor Umbrellas

An umbrella will give you excellent shade and can be moved around your garden when needed. Umbrellas are a cost-effective option for providing shade and come in a variety of shapes, sizes and colours to fit your outdoor space.

### Pergola and Gazebos

A pergola or gazebo will give you a semi-permanent shade option that can extend your living space and provide a long-term solution for your backyard. Many pergolas come with adjustable louvred roofs and a variety of sizes to fit your space.

### Shade sails

A shade sail is a great option for a smaller outdoor area if you want to buy a temporary shade solution.

Shade sails come in a variety of sizes, shapes and colours but are not as durable as an umbrella or pergola and often get damaged in bad weather conditions.

View our full Shade Solutions range in our Product Guide on page 115.







*Nick Cummins enjoying his new Jacuzzi® Spa.*

# AT HOME WITH THE HONEY BADGER

Nick Cummins on rugby, relaxation and recovery.

Former Wallaby turned TV star Nick Cummins has built an amazing new home on the Gold Coast. Much like its famous owner – the house certainly has the x-factor.

**SW:** Hey Nick, thanks for inviting us into your home.

**NC:** No worries.

**SW:** You're right on the canals in Broadbeach Waters. Why'd you choose this spot?

**NC:** Being on the canal is bloody important for me. Jumping in the boat, going for a fang down to the pub or to restaurants and bars. The beach is just over there. It's a great spot, very easy living.

**SW:** Tell us about your amazing new house.

**NC:** It's a new build. Two-storey, four or five-bedroom place. I'm one of





eight kids – so often we've got family members dropping in, blow-ins, the whole shebang. We've got a big enough home for everyone with the media room, big kitchen, lounge and out the back, that's the big feature.

**SW:** Oh yeah, the deck. What a spot.

**NC:** Definitely the deck is the crowning glory. It's got everything. You've got the chilling zone, fire pit zone, spa zone...

**SW:** Was that the idea? To make the deck the main attraction?

**NC:** Yeah. You don't really need to focus too much on the house, because the water's already there. The canal's already there. We just made it all about the view.

**SW:** And you've got your spa right by the house off the deck – that's handy.

**NC:** Yeah. Well, it's right there. So you walk down the stairs, and then you go left to the pergola, you can go directly straight to the fire pit that's built into the deck or you go right to the spa.

**"I'm stoked with the result – it's easy living and it's good vibes."**

**SW:** You live with your partner Alex George and rescue dog, Dougie. Did Alex have much to do with the project?

**NC:** Yeah. Well, I had the plan of what I wanted, and then Alex was pretty good with the design things.

We've got these two big Cuban Royal Palms that go up through the deck there, so everything had to work around the palms first. Alex did it up on the computer and then sent that through. And everyone loved it. It was like, "Yeah, that's gold."

**SW:** Had you built a house before?

**NC:** No, not from the get-go. The house that was here was really old. We knocked that down and built this newy. But yeah, the process is quite in-depth, isn't it? Gee whizz.

**SW:** Did it turn out how you imagined?

**NC:** Obviously, being an amateur and a bit of a rookie – you start off and you're not sure how it's all going to go, how your ideas are going to look. They sound good in your own head, but then when it actually happens, you go: "I've made a mistake." But I'm just stoked with the result – it's easy living and it's good vibes.



*Nick Cummins, his partner Alex George and rescue dog Dougie.*

## Rugby and recovery

**SW:** You played professional rugby for the Wallabies and in Japan for quite a few years. Are you still playing?

**NC:** I've taken a little bit of a step back. Every now and then I get up and play a bit of country footy up north in the NT. I love to get out there and get amongst it.

**SW:** What about training – is there a home gym at the new pad?

**NC:** No, I just carry 'round a couple of dumbbells. It's more bodyweight style these days. We do all that out on the deck. We have the music pumping – a bit of gym music, you do your workout, and then you jump in the spa.

**SW:** How's the body holding up? You've worked it pretty hard over the years.

**NC:** After 10 years of professional rugby, you can imagine there's a few little lingering niggles. I've had lots of shoulder injuries and joint issues, knees, ankles, broken foot and hand. Most of it, it's pretty much all good. The shoulder is probably the only thing that's holding me back.

**SW:** Do you find the spa helps with recovery?

**NC:** Yeah, definitely. All the tight muscles that you've accumulated, especially after a career in rugby, you start seizing up a little bit then you jump in the spa, and oh my lordy. There's this therapeutic lounge seat and it's got these deep tissue jets, you just angle it into the spot to loosen off the whole shoulder capsule. All of a sudden, you come out feeling a million bucks.



**SW:** Did they use hydrotherapy in your Wallaby days?

**NC:** No. We used to do ice baths and then be massaged. But massage would be half an hour, so you wouldn't actually get what you need done. With the therapeutic lounge seat you can do a couple of hours and get my whole body sorted.

## The new spa pool

**SW:** When did you decide to get a spa? Was that something you were always going to have?

**NC:** Alex and I had a few big yarns about what's the x-factor? What's that last bit of oomph that we need at this property? It's like, you've got a fire pit, you've got a pergola, and the end there – it was an empty space.

**SW:** Perfect spot for a spa!

**NC:** Yeah. We thought about, "Do we have an in-ground pool?" And then we were like, "No, we want a hot tub." You think, "Oh, is it a bit much, do we need it?" But then you start to think, "Well, hang on a sec. What happens if tomorrow you get hit by a bloody bus?" You've got it now, look after yourself. Give yourself some love, and just enjoy it while you can.

**SW:** Often we find one person is keener than the other to get a spa. Was that the same with you and Alex?

**NC:** Alex wasn't sure at the start. It was more my convincing her.

**SW:** Apparently you just walked into a Spa World showroom?

**NC:** After we decided we're getting the spa I thought right, time to punch it straight into Spa World. So, big mob – got a lot of different spas, everything to choose from.

**SW:** How'd you decide what to go for? Did you try out a few options?

**NC:** I just sat in them when they were empty, and just got a feel for where the water would be, how deep some of them are, what direction you're all facing, how many people fit in the spa.

**SW:** So what did you go for in the end?

**NC:** The Jacuzzi® J-375™ Spa, it's a six-person. So for me, having a bigger family, we can all bloody chill in there and tell a few bull dust stories.

**SW:** So, what was it about Jacuzzi®?

**NC:** The showroom, you see them all there, small ones, big ones, all different features, jets, whatever else.





“It soothes your mind and your body. It’s a good place to socialise and decompress from the world. It’s the best!”



For me, it was the Jacuzzi®. It’s a big brand. It’s been around. They’re the father of hydrotherapy. You know you’ve got the right stuff. It’s quality. It’s been tested over time – and bloody comfy.

**SW:** Is it popular with friends and family?

**NC:** Yeah, you can imagine. When people show up, we’ve got the fire going and they come out – they’re like, “Oh, yeah, hey mate, how’re you going?” It’s like, you know what they want. They just want to get in the spa!

**SW:** Haha that’s always the way. Is there room for everyone?

**NC:** Well, it says six-seater, but some humans are bigger than others. When the boys come over, they’re often rugby boys, so they’ve got a bit of size to them – not saying they’re fat at all – they’re just big humans, big-boned.

**SW:** You’re not small yourself – 1.89m tall in fact. Jacuzzi® Spas have really spacious seats – was that a factor in the decision?

**NC:** Yeah, definitely. It was just the right fit. Everything worked and I went “That’s the one!”

### Hydrotherapy, blue lights and bubbles

**SW:** Jacuzzi® is known for premium hydrotherapy, was that also a factor?

**NC:** It wasn’t actually something I was going for. It was going to be just, jump in the hot tub and have fun.

**SW:** But you’ve changed your mind?

**NC:** Yeah. Since realising what the effects are, the benefits it’s had for my shoulder, my legs, my back – the hydrotherapy side is probably one of the main points now. It’s become essential for me; it’s become like my recovery.

**SW:** It’s fair to say you’re a fan of Jacuzzi® jets?

**NC:** Yeah bloody oath. I’m a big fan of the lower back, and then the deep tissue jets. They’re the go.

**SW:** Do you have your favourite spots?

**NC:** Yeah, Alex loves the short and upright one. Mine’s the long seat, the lounge seat. So she knows that’s off-limits. I mean, I’ll share – sometimes.



### Hot tips from The Honey Badger

**SW:** What would you say to anyone on the fence about getting a spa?

**NC:** Well, you’ve got two options. You can sit there and wonder what it would have been like for the next bloody 20 years, or you can start making memories, and get your friends and family over and involved, and everyone having fun.

**SW:** What advice would you give them?

**NC:** If you’re looking at buying a spa, you don’t want to go cheap, because that gets expensive down the road.

The amount of cleaning you have to do on a cheap spa is 10 times what you have to do on a spa that’s a bit more expensive at the start. It just saves you time and money in the future.

**SW:** It’s great to hear it’s all worked out for you and you’re loving the new house and spa.

**NC:** I wouldn’t be without it. Being able to get in, de-stress, drop the tension with your bubbles, your jets, your whatever else – bit of music.

It just soothes your mind and your body. It’s a good place to socialise and decompress from the world. It’s the best.

[Click here to read the full interview.](#)



# SOAK YOUR PAIN AWAY

How a spa can help with aches and pains.

Spa pools are an amazing way to wind down and relax after a busy and active day. If you've got aches and pains - they can help with those too.

## What are the benefits of soaking in a spa?

Soaking in warm water is an ideal place to strengthen your muscles and increase your flexibility. The water will reduce the force of gravity compressing the joint and offer 360-degree support for sore limbs that have a limited range of motion.

The benefits of soaking in a hot tub include soothing warm water, buoyancy to help with movement, and improved flexibility.

Those with arthritis can especially benefit from regular warm water therapy use. To make the most of your time in the spa, start with a moderate temperature and add some gentle stretching to your routine.

## How to use a hot tub to relieve pain and tension

Many people suffer from muscle pain and tension after workouts, particularly as they get older. There are a variety of ways to relieve muscle pain including stretching and water therapy.

As an example, if you're struggling with neck pain you can try a 'side tilt' stretch while in the spa pool:

- Start with your head squarely over your shoulders and your back straight.
- Lower your chin toward your chest and hold for 15-30 seconds. Relax, and slowly lift your head back up.





- Tilt your chin up toward the ceiling and bring the base of your skull toward your back. Hold for 10 seconds, then return to the start position.
- Repeat the set several times. Do it every day.

For lower back pain, try lying on your back before getting in the spa, with your knees bent and your feet flat on the floor:

- Using both hands, pull up one knee and press it to your chest.
- Tighten your abdominals and press your spine to the floor. Hold for 5 seconds. Return to the starting position and repeat with the opposite leg.
- Return to the starting position and then repeat with both legs at the same time.
- Repeat each stretch 2 to 3 times — preferably once in the morning and once at night.

For muscle tension, submerging your body in warm water will help your muscles by using pressure against the body to help slow down the signals of pain to the brain, lessening the actual sensations of pain. This idea is based on the Gate Control Theory, which suggests that there is a gate-like design to the central nervous system that allows or blocks pain signals based on stimuli.

## Hydrotherapy and muscle recovery after a workout

Working out is good for your body and mind, but rest periods are important too.

Allowing your body to recover after exercise – whether that is having a rest day, using hydrotherapy, or temperature therapy – can help prevent injuries when you work out again.

As any good trainer will tell you – the downtime between workouts is just as important as your workout routine.

Your body needs time to recover from the stress of exercise, which improves your form and reduces the risk of poor quality movement.

If you have access to a spa pool it's a great idea to jump in just before a workout in cooler months to warm up those muscles and twenty minutes afterwards to help with your recovery and relaxation post-workout.



## How can a spa pool help with muscle recovery?

Quality hydrotherapy spa pools are designed to help relieve muscle tension, aches and pains. The type of recovery you focus on depends on the intensity of your exercise regime, as well as the severity of your pain.

An athlete who trains vigorously every day will need immediate recovery to prepare for their next session.

A casual gym-goer can recover by resting between sessions as needed. As hydrotherapy uses water to massage muscles and relieve swelling, it is particularly effective at

treating knee, back, joint pain and reducing swelling. If you struggle with stiffness and sore muscles after exercising, then warm water hydrotherapy might be a great option for you. If you don't have access to a spa pool, there are many public aquatic centres that offer spa pools as well as saunas, perfect for recovery.

Be aware, that if you do suffer from pain or injury you should always consult with a professional.

**To learn more about the many hydrotherapy benefits click here.**



# INNOVATION, STYLE, SUPERIOR DESIGN – IT'S JACUZZI!

*The brand that started it all!*



If you've ever heard the word 'Jacuzzi' chances are you're thinking 'spa pools' – but there's much more to this world famous brand than hot tubs.

Jacuzzi is both the family name of the inventors who created the very first spa pool, and the world-leading brand they built from the ground up.

The first Jacuzzi® hot tub was manufactured in the 1960s, paving the way for spas as we know them.

The name Jacuzzi is now so famous that many people use the brand name generically, instead of "spa" or "hot tub."

Inventive, hard-working and family-oriented, the Jacuzzi family came





to the United States in the early 1900s from Italy. Teresa and Giovanni Jacuzzi raised seven sons and six daughters who worked together to create the company that pioneered the hydrotherapy industry.

“With famous names like Elvis, Marilyn Monroe and George Burns all owning Jacuzzi® products – the brand became an overnight sensation.”

In the 1940s, one of their sons – Candido Jacuzzi – designed a therapeutic hydrotherapy pump to give his toddler child Kenneth relief from his rheumatoid arthritis. As the story goes, the wee boy's symptoms were reduced dramatically and the first air-jetted spa bath was born. Soon after, the Jacuzzi brothers developed a home version of the pump that turned any normal bathtub into a relaxing and rejuvenating hydro-therapeutic spa.

In 1956, the family launched the 'J-300™ pump'. With famous names like Elvis, Marilyn Monroe and



George Burns all owning Jacuzzi™ spas and baths – the brand became an overnight sensation.

Throughout their increasing popularity, Jacuzzi® continued to innovate. In 1968, Jacuzzi® created the world's first integrated jet whirlpool bath, the Roman. The incorporation of therapy jets into the sides of the bathtub was an incredible success. The patented jets produced a unique 50/50 air-to-water ratio and created an unrivalled experience.

In 1970, Jacuzzi® invented larger indoor tubs to accommodate groups of people or whole families. Incorporating heating and filtration systems to keep the water warm and clean, these self-contained family-size spas were unique.

During the 1980s, Jacuzzi® focused on enhancing the home spa experience, introducing models that worked as hot tubs, whirlpool baths, or both. The models incorporated soothing waterfalls and could be installed indoors or outdoors, turning the backyard into a favourite place to relax and entertain family and friends.

By this stage, Jacuzzi® became recognised as leaders of hydromassage with their hot tubs and baths sold in more than 60 countries. All the while, the brand continued to make advancements in pump systems, jet technology, air controls and product design.

The integration of smart technology, advanced stay-clean innovations, and products that bring wellness to everyone around the world continues to solidify the position of the Jacuzzi® brand as a global leader.

Today, Jacuzzi® employ thousands of people worldwide and their products are enjoyed in more than 100 countries.

From a father's desire to improve his young son's health, to helping millions of people all over the world – Jacuzzi® spas have come a long way.

---

View our full range of Jacuzzi® Spas on page 76 of the Product Guide.



Jacuzzi J-235™ model shown



# BACKYARD LUXURY

Active family transforms their outdoor space.



After landscaping

For active couple Mariam and Andrew, a spa was never on their radar. They wanted a functional outdoor space for their family to relax in but hadn't considered a spa until Mariam started working for Spa World.

The couple wanted to create a space at home for relaxing and pleasure so a spa was perfect! Mariam works as a Content Manager for Spa World and Andrew works as an ecological consultant for conservation projects. They also have three teenage kids and a dog, Russell. By the end of the week, they are ready to relax and unwind.

The family have been in their home for seven years and had landscaped the front of the house early on and left the backyard as a "one-day" project.

"Having a little slice of luxury at home was a real treat for us.


We've never spent money on luxury items."

"We knew we needed to do something out the back to make the most of the private backyard. The space wasn't utilised and only had a tiny deck, we called it the life raft as it was so small," Mariam says.

"Having a little slice of luxury at home was a real treat for us, we've never spent money on luxury items. Having three kids meant we spent money on practical items and avoided getting into debt. Buying a spa has been a big deal for us!"

"Spa World is great at encouraging staff with a discount on products so we can understand the products better and help our customers, so we thought why not!" The whole process has really opened their eyes





In previous homes, the pair did all the work themselves but decided to go with the experts this time.



to everything you need to think about when getting a spa. "I thought I knew most things but there's nothing like first-hand experience. It's going to make my content even more helpful for our customers."

In previous homes, the pair did all the work themselves but decided to go with the experts this time. "Jeremy from Surround Landscapes did all the designing, measuring and planning. He also recommended the landscapers – New Vision Landscapes."

The couple wanted a usable outdoor space that worked with their Victorian villa built in 1906 while adding a modern twist.

Early on they decided to get professionals in to complete the project. They researched landscapers in their area to look at their options. "Jeremy was great! He helped us draw up plans for making the most of the space. At the time we didn't have any fixed ideas. We just wanted a space we would use."

Jeremy helped them narrow down their ideas and provided clever solutions for the family's needs. He suggested having the deck away from the house at the same level as the garden, rather than directly off the landing. Jeremy had the deck raised slightly for easy access, added concrete pavers, fencing, filled in old steps, and added plants to make it a private and usable space.

"We initially wanted raised vege beds out the back but changed our minds. We didn't want to look at the work and mess of a vegetable garden — we wanted total relaxation." Jeremy helped with the inspiration, creating a mood board, A3 plans and a booklet for Mariam and Andrew. "We trusted him to work with our ideas and bring his experience in. A space to relax in – tidy, simple and working with the era of the house."

The project wasn't without a few setbacks. "We had a lot of wet weather at the time the work started



“We picked a Vortex spa for its great UV/ Ozone filtration system, pleated filters for easy maintenance, great lighting features, and double loungers for relaxing.”



and had to wait six months for the project to begin. We had an estimate for the job upfront which helped keep us on track. We kept Jeremy involved in every decision and he helped us a lot with deciding on the small things that made a big difference. He adapted the plan for small changes - wouldn't do it without a landscape designer now!"

They decided to position the spa so it had the best view of the hills after a colleague at Spa World gave Mariam great advice saying, "don't make your spa centre stage as you don't want to always be looking at your spa. Think about what you will look at when you are sitting in the spa."

So they made sure it was close to the back door for easy access but tucked away so they didn't look at it while inside their house.

Mariam made the most of the AR tool on the Spa World website to test out different spa sizes in their backyard before deciding on the Mercury™.

"We picked the spa up ourselves, as we were super eager to get the spa and the delivery times were too far out due to current demand. We were lucky to know lots of strong people - it took five people to deliver it to our backyard." If they were to do it again they would definitely get it delivered to minimise the hassle and for peace of mind.

Mariam and Andrew looked at a variety of models and measured their space carefully to see what spa would fit best. Mariam is shorter at five foot two (159cm) and her husband Andrew is five foot eleven (180cm). The Mercury™ was a great choice with a depth of 82cm, perfect for a variety of tall and short family members as it includes upright seats and twin loungers.

"We picked a Vortex™ spa for its great UV/Ozone filtration system, pleated filters for easy maintenance, great lighting features, and double loungers for relaxing." For their spa set up, the couple picked the Avanté upgrade with arctic installation, a cover lifter



Before its transformation, the backyard was a wasted space that no one used.

Before





that sits on the ground and aluminium steps. If they were to do anything differently, Mariam says they would have installed an outdoor shower to rinse of before and after a soak.

"We'd also make the concrete pad bigger so it's easier to walk around."

The family finished their backyard makeover with a stylish outdoor furniture items including a portable Shadowspec™ Serenity™ umbrella and an EcoSmart™ Martini 50™ fire table.

"We've loved making the home feel more relaxing and having a space to wind down in, have a morning cup of tea in the spa or some time alone in the evening has been great!"

The spa has also been great for Mariam's recovery after her regular gym sessions. The warm water and jets really help with relaxation and reducing muscle tension.

It's also great gadget-free time for their teenage kids. Especially their daughter who uses the spa to have her own space, unwind and listen to music.

"The best part about owning the spa has been relaxing after a long day, with family or alone for some downtime. We've never had a spa before! We'd never really used one and hadn't even considered it. Now I wouldn't have a house without one."

## VORTEX MERCURY™ AVANTÉ SPA

Find out more about this product on page 87 of our handy **Product Guide** at the back of the magazine.

For more details on  
Vortex Spas™ click here.





# MUST-HAVE SPA ACCESSORIES


Take your spa experience to the next level.

## 1. Poolstar - Outdoor solar shower

Keeping dirt, body oils and beauty products out of the spa is the best way to keep your water crystal clear.

This practical addition to your outdoor space makes showering before and after your spa a breeze.

With a sleek aluminium body, de-luxe chrome shower head and separate foot shower, this is the perfect addition to your spa set-up.



## 2. Smart bar Spa Shelf

Wondering where to put your drink, phone or sunglasses while in your spa?

This handy spa shelf with added drawer attaches to the side of your spa and provides an easy slip-resistant surface for your gear.

Made to be a permanent or removable addition with two easy-to-install mounting brackets and compatible with all Vortex, Fisher and Jacuzzi® spas.




## 3. Life® Spa Booster seat

Keep your head above the water with a booster seat.

Perfect for those wanting extra height or comfort while enjoying a soak.

Made from heavy-duty, heat-resistant material, these spa booster seats are the perfect addition to give you a little extra height.

The booster is easily filled to your desired height using a garden hose and fixed in place with suction cups.



## 4. Smash-proof drinking glasses

The last thing you want to deal with when relaxing in your spa is smashed glass. Enjoy a glass of your favourite beverage with our smash-resistant, spa friendly and stylish glassware.

The range includes elegant champagne flutes, wine and beer glasses. All glasses are dishwasher safe and easy to clean.

## 5. Life® Spa Vacuum Set

Make cleaning your spa a breeze with a handheld spa vacuum. This rechargeable vacuum will collect debris and filter the water in one easy motion. With an easy-to-empty filter cone and soft bumper head to protect the pool liner and walls - this really is the ultimate accessory for your convenience.

[Click here to learn more about these products.](#)







Shelter and  
shade never  
looked so good!



Architecturally-designed for real impact, Vortex Pergolas™ make a stunning addition to any outdoor space. Enhance privacy and protect your family from the elements with these stylish yet oh-so-functional shelters. Robustly constructed from powder-coated aluminum and complete with remote-controlled motorised louvers. View the full range at page 116.

Available at  
Spa World





# THE AQUALAP™ IS IT!

A retired couple loved their swim spa so much, they bought it again... and again.

When you're onto a good thing, why change? At least that's how Tauranga couple Craig and Rachel see things. It's why they've bought the same swim spa three times, in three years, for three different homes!

Each time they've moved, there's been one essential item Craig and Rachel\* have made sure they buy for their new home – a Vortex™ Aqualap™ Swim Spa.

"My wife loves the thing," Craig laughs.

Semi-retired and in their late fifties, the active couple bought their first Vortex™ Aqualap™ swim spa for physio and exercise. When they moved towns, they missed their swim spa so much they went out and bought the same model for their new home.

"From a monetary point of view, if you want something usable, the swim spa's a good option. Especially for physio," Craig says. "I'm an ex-motorcycle racer, and we've both had a few accidents over the years, so we use it for hydrotherapy."

Naturally, when Craig and Rachel moved towns again, a swim spa was at the top of their wish list for the new house.

"We're in a place overlooking the city. You can see out to sea, which is great. That's why we put our swim spa where it is – it's a great view," Rachel says.

The family-oriented couple have also discovered a new use for their Vortex Aqualap™ – teaching their grandchildren to swim.

"I've got three grandkids who all swim in it. My grandson just turned six, and he learned to swim in it. He was having lessons but came on leaps and bounds by swimming against the jets," Craig says.

"When our grandkids are here, we can't keep them out of the thing."







“When our grandkids are here, we can’t keep them out of the thing. My grandson just turned six and he learned to swim in it.”

The biggest problem is that you’ve got to top the water up every time because they’re leaping in and out of it.”

The couple’s swim spa has become a real family affair, with their granddaughters begging to visit just so they can use it.

One of them is just nine and she can do about 400 strokes against the jets, which is quite a few lengths of a natural swimming pool. It’s actually a better workout than an ordinary pool because you’re swimming against the current.”

In the Aqualap™, you can choose how many Vortex jets you want to swim against, as well as selecting the temperature to suit your needs – whether you want to stay toasty at 39° or keep cool at 24°.

There are also numerous options for relaxing, including the famous Vortex hydromassage lounger, neck and therapy seat, as well as a shiatsu back massage seat, which goes a treat with a glass of wine.

Craig and Rachel were initially set on a swimming pool. That was until they looked into the benefits of swim spas over traditional pools.

“We wanted a swimming pool, but I don’t really like the downtime that you get with pools and the amount of time that you can’t use them. I wanted an asset that we could utilise,” Craig says.


“With a swim spa, because it’s closed in and you’ve got the heat pump, you can use it a lot more during the year. In fact, Rachel uses ours all year



“With a swimming pool you’re going to use it for four months of the year.

When you’ve got a swim spa you can use it all year round.

Bit of a no-brainer to me.”



round, pretty much. So that was our main reason for going for a swim spa rather than a swimming pool. With a swimming pool, you're going to use it for four months of the year. When you've got a swim spa you can use all year round. Bit of a no-brainer to me."

After weighing up their needs and costs, the couple decided to buy the Vortex Aqualap™ Swim Spa.

"We must've been happy because we bought three of them!"

Craig was especially pleased with the extra room provided by the Aqualap™, with its 5.9-metre length and 1.5-metre depth.

"I'm six foot two, and a lot of these pools are only 1.2 metres. That extra 300mm of depth makes it a lot easier. If you're swimming in 1.2m of water and you're tall, it's quite easy to hit your

feet on the bottom of the pool. It's a lot nicer with the extra depth."

Craig's also been satisfied with the running costs, which are a lot less than expected, given the amount of water that needs heating.

A lot of that is due to using an energy efficient spa heat pump to heat the water, instead of the standard spa element.

"I think we probably spend around 100 dollars each month on heating it. The heat pump makes a big difference. I think there's 11,000 litres of water in this, which you wouldn't want to be heating with an element, that's for sure."

Maintenance has also been painless for the couple, who still lead busy lives, working part-time. "Generally, every third time we use it, we chuck a bit of chemical in, and then every six

months we've got to empty the water and replace it. We don't stress about it too much. It's like a car. You've got to maintain it, don't you?"

As Spa World regulars they certainly rate their purchase – and the relationship they've formed with their salesman, Patrick Scott.

"I'm happy with the level of service we've had from Spa World – and you can quote me on that. We had a couple of minor issues, little things, but I just ring Paddy and he gets it sorted. It's important to have a good relationship with your spa salesperson – it's a lot of money so you really want to feel you've invested your money wisely."

*• Names have been changed for privacy*

**For more details on the Vortex Aqualap™ swim spa click here.**





Vortex™  
Aqualap™  
The all-star  
swim spa.

Serious  
fitness.  
Seriously  
good fun.




Train for fitness, have fun with family or chill out in the spa. With the versatile Vortex Aqualap™ the choice is yours. Our largest and longest single zone swim spa, there's more of everything. More depth, more length and more space for fun and fitness! The Aqualap™ features a hydromassage lounger, neck therapy seat and shiatsu back massage seat, up to four powerful, high-volume swim jets and a variable swim resistance system. From family fun to serious resistance training – the all star Aqualap™ can do it all!

Available at  
Spa World







**Vortex™  
Saunas**



# Soothe mind, body & soul.

Harness the healing powers of heat with infrared technology – the gold standard when it comes to saunas. Made from sustainable timber and available in a range of sizes and specifications, the Vortex™ range of infrared saunas are the perfect solution for those who take recovery and relaxation seriously! View the full range at page 108.

Available at  
Spa World





# SWEAT THE STRESS AWAY IN AN INFRARED SAUNA

Do you have aches and pains? Feeling stressed?  
Want to lose weight and look great?  
An infrared sauna could be just what you need!

As people all over the world are discovering, regular use of infrared saunas can help you feel healthier, happier, more energised and alive! Here are some of their top benefits:

## 1. Relieve pain and stiffness

Heat has long been known to improve a vast array of musculoskeletal ailments. The ability of infrared heat to penetrate up to 50mm into our bodies means it can get right into joints and provide pain-relieving benefits. The heat from infrared saunas has been known to work on inflamed or injured joints and muscles to alleviate muscle spasms, joint stiffness, sprains and back pain.

## 2. Lose weight

There are many studies showing a correlation between sauna use and weight loss. According to the Journal of the American Medical Association, regular use of a sauna imparts a similar boost on the cardiovascular system as running.

As you relax in the gentle infrared heat, your body is hard at work producing sweat, pumping blood and burning calories.

## 3. Reduce stress

Stress relief is one of the greatest benefits of using an infrared sauna.

The heat penetrates deep into muscle tissues and causes your body to completely relax. It can help to ease pains and aches that are bothering you, further adding to the stress relief.



## 4. Improve circulation and lower blood pressure

High blood pressure has been shown to lead to an increased risk of stroke and cardiovascular illnesses.

Studies have shown that the use of an infrared sauna has lowered blood pressure in some people.

## 5. Look younger and healthier

The body's natural way to clear pores and clean the skin is to sweat.

Beauty therapists often use a steam machine to help clear pores but for most, it is impractical to visit a beauty therapist on a daily basis. You can achieve the same effects and more through daily use of an infrared sauna.

Sweat literally cleans and clears the skin from within. Saunas open your pores and allow your whole body to sweat them clean.

## 6. Detoxification

One of the best things about an infrared sauna is its ability to increase your blood circulation and stimulate the sweat glands, releasing built-up toxins in the body.

Infrared sauna detox benefits are well known. By tuning the wavelength of heat to that of our body, not only does the heat penetrate further, but it also has an enhanced detoxifying effect.

## 7. Post-workout muscle recovery

An infrared sauna can be an incredible tool to help take your training to the next level. It can help you train harder, feel better and perform better.

There are many health benefits to using a sauna after a workout. Muscle soreness, fatigue and drops in performance are all issues an infrared sauna can help improve.

[Click here to read more about the health benefits of infrared saunas.](#)

### PLEASE NOTE:

While many people use saunas as part of a healthy lifestyle, what's best for you may not be what's best for someone else. We always recommend you consult with your medical practitioner before buying any sauna.



# FEEL GREAT AND LOSE WEIGHT

Year-round fitness in a swim spa.

**E**xercising in the water has been shown to be a great calorie burner. No matter what age, weight, or fitness level, anyone can perform and benefit from aquatic training.

## What are the benefits of training in water?

If you are looking to lose weight, water training is a great low impact exercise option that uses water

resistance to target the muscles and help to burn calories.

Because of the added resistance in the water, you're actually working harder than you would on land to complete the same exact movements, even if it doesn't feel like it.

Water provides resistance in three dimensions: forward, back, side and surrounding.

Because of the surrounding medium, it's a much more functional and efficient way to train.

## Make your goals measurable, specific, and time-bound.

Having a measurable goal allows you to track your progress. A specific goal is easier to achieve and monitor. A time-bound goal gives you a deadline to work to - making it more motivating.

A great way to remember this is through the SMART method, which helps you make sure your goal is specific, measurable, attainable, relevant, and timely.







## What kind of exercise should I do?

Aquatic exercise, depending on the intensity, has been shown to burn up to 400-600 calories in an hour! By adding weights or resistance you can achieve more.

The best way to lose weight is through a combination of consistent exercise and healthy eating. Try to get moving in the water three to four times a week whether that's in the morning, during the day or at night.

### Swim spas are great for aqua fitness.

Swim spa exercise includes:

- water jogging and walking
- swimming against the jet current to improve your muscle strength
- water aerobics to enhance flexibility
- weighted arm and leg lifts.

Make sure you support your exercise routine with a healthy, well-balanced diet and plenty of sleep.

If you are new to aqua fitness, you can check out our videos below.

[Click here to learn more about the benefits of training in a swim spa.](#)



*Spa World customer Irma Kruger has had great results from daily exercise in her new swim spa. "I've lost 13 kilos since I started training in the swim spa and I feel great!"*







# SWIM SPA TRAINING TIPS

You don't need to be a good swimmer to get the benefits of aquatic training.

Exercising in water is a great way to keep fit, and it's much easier on your joints than other types of training. You can work your strength, speed, and agility underwater. You don't even have to swim.

If you have a swim spa, you can use the powerful swim jets to take your aqua fitness to the next level.

## Benefits of a swim spa for strength training:

- Water training is low impact and gentle on joints.
- Water provides three-dimensional resistance around the body for better results.
- Water can help improve flexibility and strength at the same time, thanks to powerful swim jets that increase resistance in multiple directions.


We've come up with an easy to follow swim spa fitness programme to start your aqua fitness journey.

## 1. Water jogging and walking

Make the most of the resistance from the swim spa jets and try walking or jogging against the power of the jets. This is a great way to build up your strength and endurance.

**Tip:** Having a measurable goal allows you to track your progress. Try setting a timer for 10 minutes and walking or jogging against the water, then increase in 5 minute increments as you get fitter. Once you are up for a challenge turn on the jets for more resistance.





## 2. Swim against the jets

Now that you've built up some resistance training by walking and jogging against the water, it's time to swim. Pick your favourite style whether it's freestyle, butterfly or backstroke and swim against the current.

Most swim spas come with multiple jets and settings. Start off swimming against one jet and build up as your strength grows.

**Tip:** Try introducing a few simple exercises like:

- Jumping jacks
- Lateral arm lifts
- High-knee lift extensions
- Leg kicks.

These exercises will raise your heart rate quickly and help burn calories while using only your body weight and the water resistance.

## How long should my workout last?

As with any type of exercise, the duration of your sessions will vary depending on your fitness level, and the intensity with which you train. If you're new to aqua fitness, start slowly – two or three 20-minute sessions a week will be plenty. Before long, you'll find you have the cardio and muscular endurance to complete hour-long sessions almost every day of the week.

## 3. Try water aerobics

Water aerobics help to enhance flexibility, and even improve power by using the resistance of the water to build muscle strength.



## 4. Add in some weights

Adding weight helps target specific areas of your body. Try adding a weight belt, foam dumbbells or ankle weights to increase the workout intensity.

**Tip:** Try performing weighted exercises in timed intervals with active recovery in between. Start with 30 seconds of work, immediately followed by 15 seconds of recovery. If you'd rather complete exercises by reps aim for 15-20 reps for 3-4 sets.

## Safety tips

You may sweat more than you realise when you're working out in water, so stay hydrated by drinking plenty of fluids before and after you work out.

If you want to learn more check out our swim fitness video.

[Click here to watch our swim fitness video.](#)



# SHORT, TALL, LARGE OR SMALL

*Which spa is best for you?*



People come in all shapes and sizes – and so do spas!

**Follow these handy tips to make sure you find your perfect spa, whatever your needs.**

Whether you are short, tall, large or small there's a variety of spas available to suit your needs.

To find the right size and configuration for you and your family, it's important to consider how you'll use the hot tub, who will be using it and determine the right number and types of seats.

**Short or small? Look out for these features!**

If you are worried about keeping your head above the water or have young children, look for a hot tub that focuses on seats rather than loungers and a "cool down" seat for those that need extra height.

These seats offer the perfect area for little and bigger people alike to enjoy the spa at a suitable height.

**Top tip:** Spa's come in a variety of depths. The average size is between 31-40 inches so aim for a little less depth, between 30-34 inches.

Consider purchasing a spa booster seat if you want some extra height or comfort while enjoying a soak. Made from heavy-duty, heat-resistant material, these booster seats are the perfect addition to give you a little extra height.

The booster is easily filled to your desired height using a garden hose and fixed in place with suction cups.





### Are you tall or want more legroom?

If you are tall then you know it can be difficult to find a hot tub deep enough to submerge your neck and shoulders.

For those that need more height and extra room for long legs, aim for a spa with a lounger, giving you plenty of room to stretch your legs and keep your shoulders warm.

**Top tip:** If you have a tall family, aim for a hot tub with multiple loungers to allow taller family members to use the loungers at the same time - no more arguments over who gets to recline.

Look out for a spa with a little extra depth. Most hot tubs will range in depth between 31-40 inches so look out for one with between 35-40 inches for extra depth.

### After more room to relax?

If you are looking for a spa with more room to relax in and larger seating options then aim for a spa with loungers and adult seats.

The Fisher 8™ has plenty of room for adults and is perfect for those who need a little more space for comfort.

**Fisher 8™** spa has two loungers, two deep tissue massage seats and two upright shoulder massage seats.

**Vortex Xenon™** has two large open loungers, three upright seats and two toddler seats. The open seats allow plenty of space for moving around.

**Top tip:** Aim for a spa with open seating so you can move around the spa easily, this will also help if you need extra room to stretch out or find the seats restricting.

### Have a young family or don't need much space?

Need a spa to accommodate a family with children or maybe smaller seats for petite family members? Look for a spa with a variety of upright seats and a mini lounger – great for adults and older children who want to recline while remaining comfortably above the water level.

**Top tip:** Most family spas come with a toddler seat or cool down seats. These seats are perfect for those that need less space or don't like to be fully submerged.

If you are interested in learning more about spa pools for families check out our article on 'best family spa pools' for more information.

**To find out about the best family spa pros and cons, [click here.](#)**



Vortex Neon™ 3 person spa



Vortex Titanium™ 10 person spa



# IS AN INFLATABLE SPA WORTH IT?



*Pros and cons  
of a blow-up spa.*

Have you ever heard of a blow-up spa? They're basically small, inflatable versions of conventional spa pools – without the bells and whistles.

Blow-up spas can be a good option if you're after a cheap, portable spa for a simple, relaxing soak. They're relatively inexpensive, fairly easy to set up and surprisingly relaxing.

Be aware, inflatable spas come with some risks – so you'll want to look into them carefully before you buy. Luckily, we've done the research for you! So you can sit back and relax.

## What is an inflatable spa?

Inflatable spas are soft-sided, portable blown-up tubs filled with heated water.

They can be set up nearly anywhere and packed away fairly easily for storage or travel.

Because of their versatility, blow-up spas can be a good option if you're short on space or only want a spa for occasional use or special occasions.

They can also be good if you're renting, as you can pack them up and take them with you when you move.

Most blow-up spas come with air jets for creating bubbles, external water pumps and heaters – some higher-end models have extras like hydro jets and built-in party lighting.

Keep in mind that while a soft inflatable shell has its benefits, unlike their hard-shell cousins, their soft PVC plastic or vinyl shells are prone to punctures – which is the last thing you want while relaxing in a spa!

## Set up and maintenance

One of the attractions of blow-up spas is how easy they are to set up. It takes around an hour or two to set up an inflatable spa, depending on the size and brand.





Usually, all you just need to do is inflate the spa shell and cover, attach the external pump and connect it to a power supply before filling it with water.

Remember to always follow the manufacturer's electrical and safety requirements before connecting any spa to the power supply.

If you're putting your spa on a deck, make sure it's strong enough to hold the weight of a full spa and is free of splinters that can cause punctures.

Also, be careful putting blow-up spas on grass as they can ruin your lawn.

### How much do they cost?

Inflatable spas can cost anywhere from \$600 to \$2000, depending on the brand, quality, size and where you buy them from. Be aware, the purchase price is only one cost of owning a spa. You'll also want to factor in running costs. To keep running costs to a minimum, look for an inflatable spa with high-quality insulation, heating and waterproof control systems.

### Inflatable spa vs hydrotherapy spa. What's the difference?

Aside from the obvious physical qualities, probably the biggest difference between an inflatable spa and a regular one is the quality of the hydrotherapy.

While inflatable spas can come with air jets, they're generally only good for light massage and making bubbles.

You're unlikely to get a deep, relaxing massage as you would with a hydrotherapy spa.

Also, unlike hydrotherapy spas, inflatable spas don't have moulded seats.



They usually just have cushioned floors – although some brands may offer extras like inflatable backrests and pillows.

Another major difference is the lifespan. Inflatable spas are typically not designed to last more than a few years – unlike quality hydrotherapy spas which can last up to 20 years.

Don't get us wrong, an inflatable spa could be a great option for you.

But it pays to be realistic about their limitations. In reality, they're unlikely to be a long-term solution.

### An inflatable spa owner's story.

Conventional hydrotherapy spas can be a great investment. However, not everyone wants a state of the art spa pool with all the bells and whistles.

James Duggan, his wife and two young children really wanted a spa pool. However, they'd never owned one and were wary of spending a lot of money on something they might not use or enjoy. To test the waters, they bought a cheap, blow-up spa for around \$700.

"We decided to test it out with an inflatable spa to see if we'd use it and go from there."

James says the inflatable was easy and enjoyable to use. It was also noisy, didn't retain heat well and the jets were ineffective.

After just four months, the family sold the inflatable spa and upgraded to a Fisher 5D™ hydrotherapy spa – which they love.

"If I knew what I know now, I would've bought a hydrotherapy spa to start with."

[Click here to read the full article.](#)



# SPEND MORE TIME RELAXING

Say goodbye to heavy lifting  
with a spa cover lifter!



Using a cover lifter or cover caddy will help you to get the cover on and off your spa with ease.

It also minimises the time your cover spends on the ground, keeping it away from dirt and prolonging the life of your spa's hardcover.

## What cover-lifter should I buy?

There are a variety of cover lifter options available, whether you want it attached, freestanding or under-mounted.

## Keep these things in mind:

- You want the cover lifter to sit at the back or side of your spa, so it doesn't block your view.
- Consider stacking the cover so it creates a wind block or extra privacy while you soak.

- For easy installation, an under-mounted option will be best.

## Spa World cabinet-free cover lifter

This cover lifter sits under the spa cabinet and can be easily installed by placing it under one side of your spa.

- Allows easy one-person operation.
- Saves your back from struggling with your spa cover.
- Easily fits most portable square or rectangular spas under 2400mm wide and 1 metre high.
- Quickly slips underneath the spa (spa may need to be emptied).

[Click here to check out our range of cover lifters at Spa Store.](#)

## Spa Cover Basket Lifter

This cover lifter can sit on the side of the spa cabinet, or rest horizontally with a bracket that holds it up.

- Makes lifting spa cover easy and hassle-free.
- User-friendly, convenient one-person operation.
- Keeps spa cover off the ground and protects it from scuffs and damage.
- Eliminates stress on cover hinges.







Inflatable spa bar



Pleated filters



Spa steps



Aromatherapy crystals

## Everything for your spa, in one place.

With everything from pumps, filters and cleaners to jets, lights and audio accessories, Spa Store really is the spa owner's one-stop-shop! Get everything you need, delivered to your door. Save time and money with quality spa supplies and expert advice from the industry leaders in spa pool maintenance. Visit [spastore.com.au](http://spastore.com.au) for more.

[Click here to visit Spa Store.](http://spastore.com.au)



Spa Store



# ALL ABOUT SAUNAS

Find the ideal sauna for your home.



There's nothing like a good sweat session in a sauna to make you feel re-energised and relaxed.

If you're thinking about installing a sauna in your home – one of the first decisions you'll need to make is the type of sauna you want.

## So, what types of saunas are there?

Let's start with the basics – what exactly is a sauna and what types are there? Put simply, 'sauna' describes any heating system intended to create profuse sweating.

Saunas have long been used for therapeutic and relaxation purposes and have been a part of traditional medicine for many centuries.

There are lots of different types available from traditional steam saunas and steam rooms heated with hot stones through to the latest state-of-the-art infrared therapy saunas.

Today's high-tech saunas can feature sound systems, Bluetooth® capability and mood lighting. Then there are all the finishing touches, style and timber choices.

## What sauna is best for home?

Traditional saunas and infrared therapy saunas are the most common for home use.

Home saunas or domestic saunas can be custom-designed or pre-built. Most can be installed indoors and some outdoors.

The beauty of pre-built saunas is they're usually portable, generally a lot cheaper than custom-built options, can be bought off the shelf, easily installed in around one to two hours, and come in a range of styles and sizes.

## Traditional vs Infrared. What's the difference?

On the surface, traditional steam saunas and infrared therapy saunas appear similar. They are both wooden cabins designed to induce sweat, re-energise and relax the body.

The main difference between infrared saunas and traditional saunas is how they use heat. Traditional saunas use a single heater that heats the air and that hot air heats the user.

In contrast, infrared saunas use advanced infrared heaters to warm your body, not the surrounding air. As your body absorbs the infrared heat, this increases thermal energy, inducing a deep and relaxing sweat.

## Are they the same temperature?

Another big difference between the two saunas is the temperature. The infrared environment is drier and



cooler than what you will feel with traditional saunas.

In fact, infrared saunas usually operate between 46 to 57 degrees while traditional saunas can get up to 85 degrees or more.

But don't be fooled. Just because infrared saunas are cooler - it doesn't mean you sweat any less. In fact, because infrared heat waves penetrate more deeply than warmed air, you actually experience a more intense sweat at a lower temperature.

### What is infrared heat?

Infrared is a safe wavelength of light (or energy) which we feel as heat.

Infrared heat is all around us. You can feel it from sources like fire, heated sand on the beach, and the sun (without the harmful ultraviolet waves that the sun gives off).

Infrared heat is completely safe. In fact, it is so safe, hospitals use similar heaters to warm newborn babies.



have a lower heat so your sessions tend to be longer.

In terms of health benefits; while the hot air from a traditional steam sauna creates surface sweat, the gentle heat from infrared saunas raises the core body temperature – delivering a much deeper sweat and more intensive detoxification process.

## Decisions, decisions...

With so many options to choose from, buying a sauna can be a daunting task.

The truth is, both traditional and infrared saunas have pros and cons.

The goal is to find a sauna that matches your health and wellbeing goals, fits the space available and suits your budget.

### Ask yourself these questions:

- What do you need it for?
- What type of heating and temperature do you like?
- What health benefits are you seeking?
- How much do you want to pay?
- What size sauna do you need?
- How much time do you want to spend looking after a sauna?

Once you know the answers to these questions, you'll have a much better idea of what sauna is best for you.

## Which one should I choose?

Choosing which type of home sauna to buy depends on what you're looking for and which sauna will best meet your health and wellbeing needs.

If you can't imagine a sauna without hot rocks, steam and high heat – then a traditional sauna could be the best option for you.


However, if you find the heat of traditional saunas a bit much, and you prefer a dry heat – then you might find an infrared sauna is an ideal option.

Certainly, the hot and steamy atmosphere of traditional saunas is a major drawback for people seeking an authentic 'Finnish' sauna experience.

However, while traditional steam saunas provide what many consider to be a 'true' sauna experience – they tend to be more expensive, have higher running costs, and require more maintenance than infrared alternatives.

The actual sauna experience between infrared and traditional steam saunas is also quite different. The high temperatures of steam saunas mean you can usually only tolerate short bursts of sauna time (around 15 to 20 minutes) before needing a break. Infrared saunas, on the other hand,

[Download our sauna buyers guide here.](#)





# WHAT TO KNOW BEFORE YOU INSTALL A SPA

Top tips and common mistakes to avoid.



Planning for your spa installation is an exciting time! Avoid any last minute surprises or delays by checking the spa and pool regulations in your area – well ahead of delivery day.

To help with your planning, we asked Tony Jones, Head of Quality, Assurance and Compliance at Spa World, for his top tips on spa rules and regulations.

## Spa expert with plenty of experience

Tony has worked in the spa industry for more than 18 years. Before that, he was involved in testing and compliance inspections within the engineering industry.

He now ensures Spa World products meet all regulatory requirements. In fact, Tony says his position is pretty unique within the spa industry in Australia and New Zealand.

"I make sure all our products are safe, fit for purpose and compliant with the regulations. I also help customers with any rules and regulations they might need to know before installing their Spa World purchase."





Tony's wealth of experience in the spa industry includes a decade working as a spa retailer and servicing spas.

During that time he encountered many problematic spa installations as a result of two things – a lack of planning, and getting priorities wrong.

Whether it's building a deck or a pit for an inground installation, he says building works must be approved before the construction work can begin.

"It's much easier to get a building permit before the work starts. If you leave it until after installation it can be a lot more difficult, as you may need to show the work's been done correctly which could mean exposing foundations and back-tracking."

### Planning a spa installation?

Before you start:

1. Visit the Spa World learning centre for spa rules and regulations info.
2. Hire a registered building surveyor or certifier. Or contact your local council to find out the regulations specific to your area.



### Step 1 - Do your research

They may be a hassle, but there are good reasons for rules and regulations around spas and pools.

Most importantly it's to keep people safe, prevent drownings and meet building codes. If you're unsure of the rules in your area, no worries.

You can head to the Learning Centre on the Spa World website where you'll find a complete overview of rules and requirements for installing a spa, from hiring a crane to laying a concrete foundation.

"The content there is definitely invaluable for customers to get a good idea of what they need to do in order to own a spa," Tony says. Tony assures spa owners they will reap the rewards from doing their research.

"The spa project flows a hell of a lot easier when you know everything upfront, rather than doing everything in the wrong order."

### Step 2 - Talk with your local council

Rules and regulations for spas can vary across states and regions and in some cases, rules can even differ within a region.

"Some councils require a permit over a certain size of deck, others don't. Decking and fencing are some of the many aspects that can vary from council to council."

For complete peace of mind and accuracy, Tony recommends that spa owners double check with the local certifier or council for rules specific to the area that need to be met.

### Step 3 - Hire a professional

Engaging a private, registered building surveyor or certifier is Tony's third and most important step - it will ensure you have a signed off, approved project in less time!


Yes, it may cost a little more upfront but Tony points out that building surveyors and certifiers can offer advice, get the building permits approved, carry out an inspection at the end of the installation and submit paperwork to the council, all on your behalf.

**"I know a lot of customers who have dealt directly with the council for gaining approvals and regretted it."**

"For a private certifier, it's their business. They know the easiest and most efficient way to get the job done."

"Contact a professional that knows regulations like the back of their hand."

**Click here to learn more about planning for your spa delivery.**





# HOW TO CHOOSE THE BEST OUTDOOR SOFA



King Living – Jasper Outdoor sofa shown

Today's relaxed lifestyles mean we spend a lot more time lounging and dining outdoors than we used to. The heart of any outdoor area is the furniture so it pays to get it right.

Modular outdoor sofas are an increasingly popular option for anyone looking for functional, comfortable outdoor seating. How do you decide which is the best option for your space? We put the question to the Design Studio experts at King – an award-winning, Australian furniture company with a passion for design.

## Where do I start when looking for an outdoor sofa?

Your sofa forms the centrepiece of your outdoor area, just as it does indoors. It needs to suit the space

perfectly. If you plan to entertain, look for fully modular designs with arms, backs and platforms that can be arranged into an endless combination of settings to suit your space and lifestyle – from a sunbed for one to an open setting for easy entertaining.

## What makes a quality outdoor sofa?

Quality and comfort comes from within. The frame construction is a crucial factor in determining the build quality as this is the foundation that supports your sofa. You will need to consider both the frame material and its construction when buying a quality sofa.

Look for an outdoor sofa with engineered steel frames and targeted spot welding at key stress and weight-bearing areas – to ensure your investment is made to last.

## What fabric should I look for?

Choosing materials specifically designed for outdoor living will ensure your furniture can withstand the elements and last you for years to come.

Durability, resilience and comfort are the key factors when looking to find the best materials for outdoor furniture.

Look for an outdoor sofa that is designed to remain internally dry during the heaviest downpours, the outdoor cushions are breathable and quick drying.

## What to look for:

- Solution-dyed acrylics fabrics
- Polyolefins and high UV polyesters
- Fabrics with a high UV rating to avoid fading.



Keep an eye out for heavy-duty fabrics with a high UV rating of 4-5 stars so they maintain their colour in the sun.

Quality fabrics like Sunbrella™ and Outdura are high-performance fabrics and are made of 100 percent solution-dyed acrylic. These fabrics will hold their colours longer and won't fade as quickly as others.

## How do I choose the right size sofa for my space?

Before you decide on an outdoor sofa, consider the questions below to ensure it's a good fit for you, your space and your lifestyle.

### Start with:

- Where will your furniture be placed?
- How much room do you have?
- What is surrounding the area? Are there fences, trees or other furniture?
- How many people will be using it?
- How will you use it? Do you like to sit upright or lie down on your sofa?
- How often are you entertaining?

Make sure to measure your space and around your outdoor sofas to allow easy access for all family members.

A good rule of thumb is to allow a one metre distance around furniture for easy clearance. For more intimacy, your outdoor living area should have a central conversation area designed around a focal point, such as a fireplace or fire pit.

If you like to stretch out or want to maximise seating without bulky

chairs, you can opt for a modular sofa with a chaise element. Modular sofas can be configured into multiple different arrangements. Adding a chaise allows you to have options for lounging, extra seating for entertaining or even a handy spot for the drinks tray!

**To find out more about choosing the best outdoor furniture click [here](#).**



King Living – Delta Outdoor Circle shown



King Living – King Cove sofa shown

## Our top tips to help purchase the best outdoor sofa

### 1. Focus on comfort first.

Comfort is key for any sofa and choosing materials that will stand the test of time will ensure your investment lasts.

### 2. Invest in quality materials.

Quality materials are proven to withstand the elements meaning you will enjoy the look and feel of your sofa today and for years to come.

### 3. Choose durable cushions.

Ensure your cushions are breathable, quick drying, and designed to remain internally dry during the heaviest downpours.

### 4. Protect your investment.

place your furniture under a shade structure like an umbrella or pergola or use a protective cover.



# KING

Award-winning  
furniture that's  
made to last

## King Cove

Discover the most comfortable outdoor furniture under the sun. The King Outdoor Collection is expertly crafted to withstand harsh Australian and New Zealand conditions. Display features **King Cove Package 1 Outdoor Sofa**.

Expertly sculpted platforms breezily transform into an array of different forms, from sofa to daybed or chaise. Includes a pair of two seater sofas with integrated ceramic shelves and matching coffee table.

[kingliving.com.au](http://kingliving.com.au)



# HOW MUCH DOES A SPA POOL COST?

## *Why the price difference?*



In this article, we compare what you get in a good spa, a better spa and the best spa and explain "why the price difference?"

As you can imagine, when building a spa, manufacturers have many options to choose from and all these can affect the quality and ultimately, the price.

There are a range of factors that can have an impact on the final sale price:

- Where the spa is made
- How the spa is made
- What parts and materials are used to make it
- Extra features like lighting, sound system, Bluetooth® compatibility
- Level of insulation included
- What kind of warranty and after-sales service is offered.

### Why does it matter where a spa is made?

Spa pools are very labour intensive to manufacture. Most of the process is not automated and therefore the cost of the labour in the country of manufacture ultimately influences the price (but not necessarily quality) of the spa.

The fact is, if more labour hours can be put into the spa for the same price – you can ultimately end up with a higher quality product with more features.

It's important to note that where a spa is made is not a guide to quality.

Many of the best quality spas in Australia and New Zealand (and certainly the best value spas) are made in China, Mexico and Eastern Europe where labour costs are lower.

For example, Jacuzzi® Spas have manufacturing plants in Mexico while Fisher Spas™ and Vortex Spas™ are made in China.

### Why do some spas cost so much more than others?

The average spa has hundreds of components and manufacturers have options for every one of them. Put simply, cheap parts and construction methods lead to cheaper spas. They also lead to breakages, failures and buyer remorse!

On the other hand – using quality components can easily double the manufacturing cost of a spa pool, which in turn leads to a retail price that is twice as high.

It's important to remember, a spa could (and should) last you up to 20 years. So, when deciding which spa to buy and how much to spend, make sure that along with the upfront cost, you also factor in the long-term running costs, ease of maintenance and durability of parts and componentry.

In short, the better the spa – the easier and cheaper it should be to maintain long term.



When choosing a spa, look out for these key features:

- A moulded base with an upturn. This stops water getting into the inside of the spa's cabinet when it rains.
- A treated timber, or plastic frame. Ask to see absolute proof of the timber treatment. Make sure frames touted as 'stainless steel' are high quality and won't rust.
- US-made acrylic shell. We think US-made shells are best. If it doesn't state it's US-made, it isn't. Look for a ten-year warranty as well.
- A recognised brand of control system. The big ones are Balboa®, Gecko® and SpaNet®.
- A decent warranty on plumbing and jets – should be two to five years.
- The quality of the cabinet. Ask the retailer to remove it for you so you can assess the weight and integrity.



### Other things that influence the price of a spa

The above points are reasonably easy to look for but there are some other aspects of a spa that are harder to spot.

We've already mentioned things like the acrylic, the framing, the controller type and the insulation; but there are a couple more to pay attention to.

The first is the type and amount of resin that is applied to the shell, along with the material it's being applied to. Look at what additives are used, and also the oven-curing process. These factors are probably the single biggest determiner of spa shell life span. Discuss this with the retailer, but if you're brave enough, try to pick the spa up under the lip. If you can lift it, even an inch, don't buy it!

Lastly, check the type of piping that's used in the plumbing. Clear plastic tubing is not good. You should be seeing ribbed flexible PVC plumbing. This type of plumbing has been specifically designed for hot, chemically treated water.



Jacuzzi® J-300™ model shown



## Should I upgrade to a spa with more features?

The more features a spa has, the more enjoyment you are likely to get from your spa. As mentioned above, a spa with better components will cost more initially but the extra expense now can save you money down the track.

For example, these three features all increase the upfront cost of your spa but they also make owning a spa much nicer – saving you time, money and stress in the long run:

### Circulation pump

Circulation pumps lead to cheaper running costs, better water quality and a quieter spa than a two-speed pump. A spa with a circulation pump would be at least \$1,000 more than the same spa fitted with a 2-speed pump, due to the added pump, plumbing and labour costs.

### Automated sanitising system

Ozone (which clarifies the water) and UV (which sanitises the water) systems are a must and any spa with multi-stage filtration is going to be easier to maintain than one without. A very good automatic water care system can easily add \$2000 to the price of a spa when compared to the same spa without.

### Good levels of insulation

The bare minimum should be insulation of both the shell of the spa and the inside of the cabinet, but ideally, choose a spa with 'full-fill' insulation as these have the lowest running costs. Full foam insulation can add \$2000 to the retail price of a spa but the savings over time on running cost could be considerably more, making good insulation a great investment.

## They look the same, so why the price difference?

Here are three different spas from Spa World™ with (on the face of it) similar specifications - but very different prices:

If you look at the technical specifications on our website, you'll see some key differences that set them apart.

### GOOD

**Fisher 5D™** from our value range has an RRP of \$11,290



5 adults



200 cm x 200 cm x 84 cm



For more details on the Fisher 5D™ Spa click here.

### BETTER

**Vortex Mercury™** from our premium range has an RRP of \$13,990



5 adults



200 cm x 200 cm x 82 cm



For more details on the Vortex Mercury™ click here.

### BEST

**Jacuzzi® J-445™ Spa** from our Luxury range has an RRP of \$26,990



6 adults



214 cm x 214 cm x 95 cm



For more details on the Jacuzzi® J-445™ Spa click here.

Prices accurate at time of printing. Subject to change without notice.

## GET YOUR SPA BUYER'S GUIDE

As a spa buyer, it can be tricky to work out how much to spend, what features are worth paying attention to, what to avoid and which are just nice-to-haves. Not to worry! We're here to help. Visit our website to view our products and contact one of our spa experts.

Click here to download our Ultimate Spa Buyers Guide.





# SMART SPA SYSTEMS MAKE LIFE EASY

Spas have come a long way since they were invented in the 1950s.

Today it's all about making spa ownership as easy and hassle-free as possible.

The latest spa innovations are around smart controls and apps.

These clever tools make maintenance a breeze and allow you to control your spa from wherever you are - perfect for the busy family or Airbnb owner!

## Why are they called 'smart' systems?

It's all in the name, smart. Owning a spa should be hassle-free and many systems on the market can help a spa user achieve this, with the support of a smart device.

These systems often come with two main components - the hardware for controlling the spa and a downloadable app. Be aware that while the apps are free, most systems are an optional upgrade. Check with your spa retailer for pricing.

## How do they make life easier?

- **Peace of mind.** Planning on going away for a few days or more? No worries! There are apps that allow you to remotely check your spa's temperature and filtration settings.
- **Convenience.** No one likes waiting for their spa to heat up. Make sure your spa is ready when you are. Connect your spa's smart control system to a mobile app so you can plan and adjust settings ahead of time.
- **Tech support.** Need to call a technician or expert for help? You can use a spa app to contact your spa dealer or appropriate tech support person.

- **Save money.** Many smart systems have 'Eco' or 'holiday mode' options that allow you to reduce energy consumption and keep heat and filtration cycles to a minimum while you're away.



## Smart control systems, apps and accessories – Our top picks

### SmartLink™

SmartLink™ is an optional wifi hardware module from SpaNet™.

It connects to the SV spa controller and home Wi-Fi network to make the spa remotely accessible.

SmartLink™ allows you to configure your spa. Want to limit heating and filtration cycles while you're away or reduce energy costs by running cycles during off-peak power periods? Control is at your fingertips!

- Designed for all Fisher Spas™ and Vortex Spas™ with an SV controller. SmartLink™ is compatible with all SV controllers (SV2, SV3, SV4, SV Mini 1 and 2).
- Purchase as an optional accessory with your spa or buy separately through SpaStore.

### Vortex App™

Vortex App™, is a free app that allows you to check and monitor your spa by connecting to the SmartLink™ Wi-Fi module. From here you can use the app on your smart device to adjust pump and light settings and even set the spa on holiday mode when you go away.

- Designed for Vortex Spas™.
- The app can be downloaded after SmartLink™ is installed to the spa.
- Note, a strong home Wi-Fi network is required to use with the SpaLink™ app.

### SpaLink™

SpaLink™, similar to the Vortex App, is a free app from SpaNet™ that has an even greater ability to adjust spa settings on your smart device and act as a remote control. SpaLink™ connects to the SmartLink™ hardware system and SmartStream™ (read on for more details) via Wi-Fi. This enables you to access the same settings that you would use standing in front of the keypad on your spa!

- Designed for all Fisher Spas™ and Vortex Spas™ with an SV controller.
- Download the free SpaLink™ app from App Store® or Google Play®.

### SmartStream™

SmartStream™ is a high definition sound system that uses Bluetooth® to stream music or play popular apps on your smart device. Your audio of choice emits through multiple transducer speakers and a subwoofer. SmartStream™ is compatible with SmartLink™ and the downloadable SpaLink™ app so you can both stream music, audio and remotely control your spa settings.

- Designed for Vortex Spas™.
- Available only at the time of purchasing a Vortex™ spa.
- Note, a strong home Wi-Fi network is required to use with the SpaLink™ app.





### Fisher Spas™ Audio and Wi-Fi Kit

An optional accessory upgrade for Fisher Spas™ for streaming music, podcasts, listening to audio books and more.

Included in the kit is a Hydravibe™ transformer and subwoofer so you

can use the pre-installed speakers on the top-side of the spa to their full potential. The kit also includes the SmartLink™ Wi-Fi module and the downloadable, free SpaLink™ app to remotely control and monitor your spa from your smart device.

- Designed for all Fisher Spas™ and Swim Spas (except for the Fisher 2™).
- Purchase at the time of ordering a Fisher Spa™ or at SpaStore for aftermarket.

### SmartTub™

SmartTub™ is both a hardware system and an app that work together so you

can remotely control your spa from your smart device. SmartTub™ acts as a personal assistant, allowing you to become an expert at handling your spa.

- Designed for all Jacuzzi® portable spas. SmartTub™ is not compatible with Jacuzzi® swim spas.
- SmartTub™ is a separate add-on to Jacuzzi® portable spas and can be fitted to the spa anytime.
- SmartTub™ offers free connection for the first year.

**Click here for more information on the best smart system upgrades for your spa.**



# HEAT SPA WATER FOR LESS WITH A HEAT PUMP

Want to save money on spa running costs? A heat pump could be just what you need to keep your spa warm for less, all year round.

Spa pools and swim spas are great for relaxation and fitness but unless they're set up right, they can cost a bit to run. That's where a spa heat pump comes in. It's an energy efficient, cost-effective way to heat water without draining your wallet.

## What is a spa heat pump?

A spa pool heat pump is similar to a heat pump you would use in your home but instead of heating or cooling the air in a room, it works to heat (or cool) the water in your spa.

Heat pumps can be used with spas, swim spas, plunge pools and even swimming pools.

These heaters take about the same amount of time to warm the water as standard built in electric elements but they do it way more efficiently.

Also, while other spa heating methods can only heat the water, a spa heat pump is able to actively cool the water down.

This is ideal if you want to use your spa or swim spa to cool off on hot summer days.

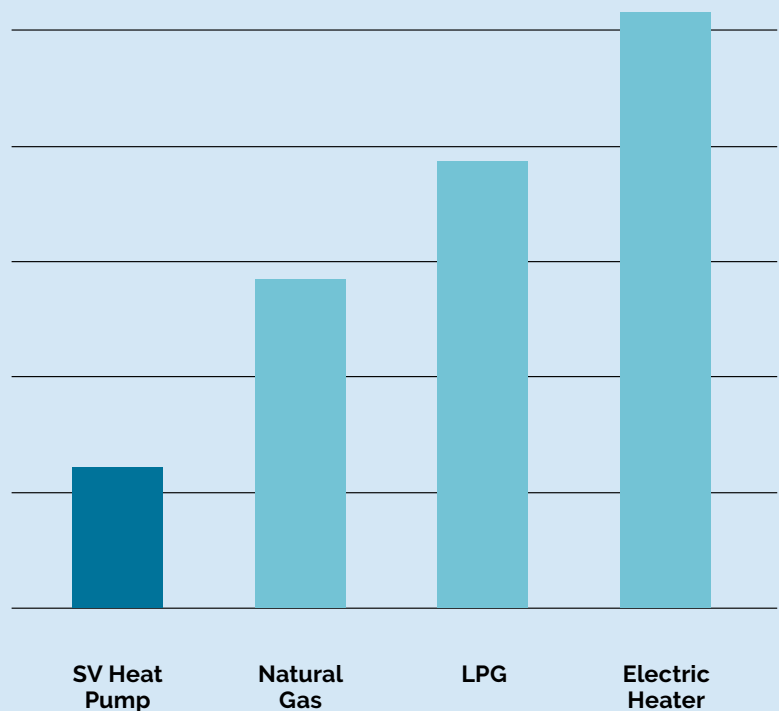
## How does a spa heat pump work?

Spa heat pumps work like reverse cycle air conditioners.

By using refrigeration technology, a heat pump can output up to five times more energy in heat compared to what it consumes in electricity.

That's a fraction of the energy gas or electric heaters require to generate the same amount of heat output.

## Monthly Heating Cost Comparison



## Are spa heat pumps energy-efficient?

Using refrigeration technology, spa heat pumps heat your spa water much faster and use less energy than the spa's inbuilt electric heaters.

In fact, spa heat pumps are the most energy efficient and cost effective way to heat your spa – up to 75 percent more efficient than electricity and 55 percent more than gas.

Given that a spa should last you up to 20 years, that's thousands of dollars in savings over the lifetime of your spa.

## How much does a heat pump cost to heat a spa?

How much it will cost you to heat your spa with a heat pump depends on a range of factors including:

- The size of your spa or swim spa
- How often you use it
- What type of insulation you use
- If you put the cover on after use
- The price per unit of electricity in your area.

As an example, a conventional spa heater turns 1 kilowatt of electricity into 1 kilowatt of heat.



In comparison, the Vortex™ hybrid heat pump turns 1 kilowatt of electricity into 5 kilowatts of heat – effectively giving you up to 4 kilowatts of heat for free.

Over a short amount of time, the electricity savings repay the investment outlay resulting in a \$0 net cost. In fact, the return on investment can be as short as 12 months for a swim spa and two to three years for a spa.

### How much does a spa heat pump cost?

Spa heat pumps range in price from \$1,500 to around \$4,500, depending on the brand, model and size of the unit.

Even within the same brand, you will find quite a price difference depending on the kilowatt rating, unit size and quality.

### I already own a spa or swim spa – can I install a heat pump?

You can easily switch the heating on your existing spa or swim spa over to a heat pump – providing it is compatible. Once installed, you should notice a big reduction in your heating bill.

### Spa heat pump pros and cons

#### PROS

- The most energy efficient heating option for spas and swim spas
- Consumes less energy which means smaller power bills
- Power savings offset initial cost of the heat pump
- Instant heat – no waiting for the element to heat up
- Can cool and heat water for summer/winter soaking.

#### CONS

- Takes up space
- Extra upfront cost
- Not compatible with all spas (Check with the retailer)
- Extra noise – around 56 decibels when running, not loud but noticeable
- Installation costs – some retailers may include cost in spa purchase, check with retailer for details.

### Is a spa heat pump worth it?

Yes, in the right circumstances – we think a spa heat pump is definitely worth it.

You might say – "I don't want to pay \$3,000 for a heat pump," but don't be put off by the initial purchase price.

The power savings on a mid-range spa can pay your heat pump off in as little as one to three years – making it an incredibly worthwhile investment.

As mentioned above, it does depend on your circumstances.

For example, we wouldn't recommend a spa heat pump for spas that cost under \$7,000 as the heat pump would be almost half the total cost of your investment.

In this situation, you might be better off opting for a heavy duty 'insulation upgrade' which will still help reduce heating costs but the upfront cost is a lot less.

However, if you want an energy efficient, cost-effective way to heat your spa or swim spa then it's well worth considering a spa heat pump.

**To learn more about spa heat pumps [click here.](#)**







# TOP FIVE WATER CARE TIPS FOR YOUR SPA

Keep your water clean and clear, reduce chemical use and save time, money and stress with these tips.

Are you using more spa sanitiser than you'd like to keep your water clean? Not to worry!

There are some simple things you can do to reduce chemical use and enjoy clean and clear water.

## 1. Shower before you jump in the spa!

After a long day, it might be tempting to just hop straight in the spa when you get home for a relaxing soak.

Before you jump in it's worth taking a few minutes to shower and rinse off any natural body oils, grime or residues from lotions, soaps and shampoos. Even if your personal hygiene is impeccable!

All of these things can wash off and build up in spa water. So have a quick rinse and relax in your spa, knowing that you're keeping one job off the maintenance list!



## 2. How to use spa sanitiser

Even if you're rinsing before you get in the spa, over time, your spa water can build up a residue of oils and greases.

The Scum Buddy is a reusable disc made from especially formulated material that helps absorb unwanted oils in your water and prevent the scum line that can form around the edges of your spa.

It's reusable too - wringing out the oils, rinse with fresh water and carry on using it!





### 3. Clean your filters regularly

We recommend rinsing your filters every week to help reduce the build up of oils and residue which makes them less efficient. For the best results, soak your filters overnight around once a month in a filter cleaning solution, then use a Filter Wand to rinse them out.

### 4. Check your water balance

For your comfort and safety, your spa water's pH levels should be in the range between 7.2 and 7.8. Use water testing strips to test your water at least weekly. If your water pH is too low or too high, this can result in the need for more sanitising and other water treatments to keep your water balanced.

### 5. Change your spa water

We recommend changing the water in your spa every 3 to 6 months for spa pools and 12 to 18 months for swim spas.

At the same time, use a pipe degreaser and flush through the old water before you drain the water out.

This clears oils and greases out of the pipes - so you'll need fewer chemicals to keep your spa water safe and clear.

Crystal clear spa water is a priority for any spa owner. With these tips and tricks up your sleeve, you're well on your way to becoming a water quality expert!

Most importantly, you'll have peace of mind and can sit back, relax and enjoy stress-free soaking.

### Please note:

The recommendations in this article are guidelines only. We recommend you always follow the directions for dosage on your sanitiser labels.



# Your tunes in your happy place.



Thanks to our SmartLINK™ WiFi, SpaLink™ app and Hydравibe™ technology, it's never been easier to make the most of your spa pool. Connect and take control of your spa remotely from any location at any time, so you can get back to what really matters!!

Available at  
Spa World





# WHEN TO START PLANNING FOR YOUR NEW SPA

A step-by-step guide.

The decision to purchase a spa is an exciting step. To ensure your installation runs like clockwork, the pre-planning makes all the difference.


To help you achieve the perfect spa installation, we explain what you need to consider in the lead up to delivery day and when you should start thinking about it.

## 12 months before delivery

### Step 1: Decide what spa to buy

Most of the planning process will hinge on the type of spa you choose, so it's a good idea to research this first and visit your retailer with an idea of what you want and how you'd like to use it.

Once you know the model and the size, the rest of the planning can begin.



### Step 2: Get inspired about your spa set-up

Once you know the brand and model of spa or swim spa you want, it's time to start gathering ideas about how you want it to look in your backyard, garden or deck. If you do your prep, when it's time to design your space, you'll have a good idea of what you want to create.

### Step 3: Plan and design your spa installation

This is the time to decide the location of your spa and the landscaping you require to complement it.

You'll need to consider the following:

- **Foundation.** Your spa needs a solid, flat, level foundation with adequate drainage.
- **Access.** Do you need quick and easy access? If so, placing spas close to the house or changing room is ideal.
- **The view.** Consider how the spa can be best rotated, so the seating faces the view without obstructing the service panel.
- **Cover lifter.** A cover lifter makes it easy to put the cover on and take it off. Allow 600mm clearance for the lifter and 300mm on each side for the lifter arms.

Use Spa World's handy AR tool to make sure your spa will fit and see what it looks like in your space.

### Step 4: Check your local council regulations

Depending on where you live and your local council regulations, you may need a valid building permit or consent before installing a pool, swim spa or spa.

If that's true for you, be aware that getting your permit can take several months. You may also need to install a fence or barrier.

If you require consent or a permit, it's best to aim to have your application submitted at least six months before your delivery date.

We recommend hiring an expert certifier or surveyor to help you with the process.

### Step 5: Order your spa or swim spa

It may take a few months for your spa to arrive, depending on stock availability and if there are any delivery delays. To be safe, it's a good idea to place your order several months before you want it installed. Remember that most retailers will require a deposit to confirm the purchase, with payment in full on delivery.

## Take the stress out of your installation:

If you're short on time or don't want to manage the installation yourself, you can hire an installation expert to handle it for you.

They can take care of the whole process from go to whoa, so you can minimise any hassle. A spa pool will make a wonderful addition to any home.

Take your time to plan carefully and seek help from the experts – then enjoy!





## 6 months before delivery

### Step 6: Plan your delivery

Now that you have ordered your spa, you will need to decide how you want your spa to be delivered – do you want to pick it up yourself or would you like the retailer to deliver it for you?

There are pros and cons to both options, such as the additional cost of delivery or waiting for a delivery slot vs the hassle and risk of picking up the spa yourself.

Talk through your options with the retailer. If the spa retailer is organising the delivery, they'll usually ask you to provide access details to your property to help them plan the delivery.

### Step 7: Research and book tradespeople

With your completed landscaping plan ready to go, now is a great time for approaching contractors and requesting quotes for any building and electrical work.

Good landscapers and builders often have a lead time of several months, so once you decide who you want, lock it in.



## 3 months before delivery

### Step 8: Preparing the foundation for your spa

With planning in place, the first part of the spa installation will be constructing the foundation – whether it's a timber deck, concrete or something else.

If you're placing your spa or swim spa on concrete, the slab will need around a month to properly cure before the installation of the spa.

**Important:** If you require electrical work, this may need to be completed before you pour the slab – depending on if you are hardwiring your spa or plugging it into an external socket.

## Delivery day

### Step 9: Preparing for the arrival of your spa

If your spa is being delivered professionally, you will need to make sure the site is clear and someone is available to meet the delivery team.

If you're picking up your spa from the warehouse you will need a trailer and enough people to help you lift and move the spa. Your spa will need to be wired in. To save you waiting it's best to book in your electrician for the same day so you can use your spa as soon as possible.

[Click here to learn more about planning for your spa delivery.](#)





# CELEBRATING SUCCESS

*Spa World is the best in the business!*

In the last issue of SW Magazine, we shared some of the many awards and accolades we've received. We've now got even more great news to share with you!

## A global award winner

Spa World once again scooped the top prize at the annual global Jacuzzi® Conference. Along with five other major prizes, Spa World was named Jacuzzi® Distributor of the Year at this year's event – beating many other retailers from all over the world. Being judged number one global distributor by Jacuzzi® Spas® is a huge honour, given they are arguably the world's best spa maker.

We couldn't have done it without all of our amazing customers and team.

## ...and the awards keep on coming...

SPASA is the southern hemisphere's largest swimming pool and spa industry body.

SPASA's annual Awards of Excellence are like the Commonwealth Games for our industry.

They recognise excellence across all aspects of the pool and spa sector – from sales and marketing through to design, build and installation.

As we went to print, the first of this year's prizes were being announced, including Best Spa Retailer for Spa World Victoria.

Keep an eye on our website for more updates.

## JACUZZI® GLOBAL AWARDS:



1. Distributor of the Year
2. Platinum Elite - Exceptional sales performance
3. Customer Service - In recognition of outstanding customer satisfaction
4. Regents award - Largest sales volume in the world
5. Silver Medallion - Exceptional Swim Spa Sales
6. Best Showroom Design Award (Dandenong, VIC)



## SPASA 2021/22:

- Spa Retailer of the Year, New Zealand
- Best Spa Sales Representative, New Zealand
- Best Spa Retailer - ACT
- Best Spa Retailer - NSW
- Best Spa Retailer - QLD
- Best Spa Retailer - SA
- Best Spa Retailer - WA
- Professional Of The Year - Elaine Kalache
- Best Spa Retailer Victoria 2021 - Master Pool Builders Association Australia





# MEET 'AMAZING' ELAINE

Award-winning salesperson Elaine Kalache always puts the customer first.

Spa World salesperson Elaine Kalache is known for her first-class customer service, incredible knowledge and friendly can-do approach.

Recently, Elaine won the ACT Spa Sales Representative Award and Professional of the Year at the 2021 SPASA awards of excellence.

Delivering "friendly and knowledgeable" service is one of Elaine's key strengths.

Our customers often say she goes "above and beyond" to ensure they leave with the best possible outcome.

**"Our experience with Elaine from the Fyshwick store has been amazing."**

After experiencing the benefits of water therapy after an accident, Elaine knew she had to join Spa World Australia and help others improve their health and wellbeing.

"The best bit about selling spas is knowing that it can change someone's life with all the health benefits, as it did mine," she says.

Elaine is well known for her amazing customer service and her great memory. Customers have said, "she remembers us every time and is a pleasure to deal with."

Bringing better health and happiness to her customers is her goal - we think she's already achieving it!



**[Click here to find out more about our sales teams and showrooms.](#)**

## New Sydney showroom

Our newest showroom in Marsden Park, Sydney opened in November 2021. Our amazing team Charlie and Elaine (previously from the Fyshwick store) are loving welcoming customers into the new space.



# SPA SHOPPING MADE EASY

The top five things to look for when choosing where to buy your new spa or swim spa.

Find a spa retailer that ticks all these boxes, and the only question you'll have is, "when can you deliver?"



## Knowledge and expertise

A retailer that specialises in spas or swim spas is more likely to have the knowledge and expertise to help you make the best decision.

If the showroom is based in a garden centre, they're most likely not spa specialists.

The best salespeople are more concerned with helping you make a good decision than securing a quick sale.

Look for a salesperson who is willing to take their time and ask you questions about your lifestyle and needs, and be very wary of a quick, hard sell.

## Physical store or showroom

Buying from a company that has a physical store has lots of advantages. It allows you to build a relationship with the retailer, view and try out the products before you buy.

Look at the showroom – are there a good range of sizes, prices and brands? Is it well laid out and clean?

Many spas have lighting features that can only be experienced at night. A showroom that has a darkroom is the only way to really test these out before buying.

Spa World also offers a 'wet test' where you can try out a spa or swim spa before you buy. Book your private wet test session at your nearest Spa World showroom.



## Website and virtual showroom

While it's great to talk to the salespeople and view the products in person, it's not always possible.

If shopping online, look for a company that offers guided and self-guided virtual showroom tours. Even better, find an actual salesperson to chat to online.

Prices should always be listed on the company's website. If a company chooses not to publish their pricing, that's a red flag.

## Reputation and time in business

Look for stores with more positive than negative reviews on trusted review sites like TrustPilot. Search any relevant discussion forums or news items to get an indication of whether a company has a strong reputation within the industry. Check how long a company has been around. Has it been operating for 10 to 20 years? The company you choose should have been operating for at least as long as the longest warranties it offers.

## Warranties and after-sales support

A warranty is a written guarantee issued by the retailer or manufacturer, promising to repair or replace your spa if anything goes wrong within a set period of time.

Warranties should cover all aspects of the spa and be for a reasonable length of time. As a minimum, you should expect:

- **Jets: 2-5 years warranty**
- **Plumbing and heater: 2-5 years warranty**
- **Pump and equipment: 2-5 years warranty**
- **Acrylic surface: 5-8 years warranty**
- **Shell structure: 8-10 years warranty**
- **Frame: 10+ years warranty**
- **A 60-day money-back guarantee**

Keeping spas running at their best requires products and services throughout their lifetime.

A company should offer good after-sales support, as well as equipment and supplies for your spa that are affordable and easy to buy.

## Spa World Checklist: Signs to look for in a good spa retailer

- Salespeople who ask lots of open-ended questions about your lifestyle and needs
- A well laid out showroom
- Option to wet test spas
- Offers guided and self-guided showroom tours
- Offers an online chat service
- Displays product pricing on website
- Positive write-ups on review sites such as TrustPilot
- Warranties that cover all aspects of the spa.



## Next steps:

Now you know what to look for in a good spa retailer, your next step is to get out there and do your research.

Keep this checklist handy so you know when you've found a retailer you can trust.





A photograph of three women in a garden setting. One woman in a yellow dress is seated on the left, another in an orange dress is seated in the center, and a third in a pink and purple dress is standing on the right. They are all holding glasses of wine. In the foreground, a large white spherical fire pit with a flickering flame sits on a paved patio. The background features a white building with large windows and string lights hanging from above.

ecosmart<sup>™</sup>  
Fire

# Elegance and ambience.

Set the scene for elegant entertaining with an EcoSmart<sup>™</sup> outdoor fire. EcoSmart<sup>™</sup> fires add warmth and ambience with a clean-burning flickering flame that's eco-friendly and easy on the senses. There's a style option for every setting. View the full range at page 111.

Available at  
Spa World







**PRODUCT  
GUIDE**

*This is living!*





# EVERYTHING *you've ever dreamed of*

At Spa World, it's our mission to help you create the ultimate outdoor oasis at home. Our range of spa pools and swim spas are strategically curated to ensure there's something for every budget and every need. But we didn't stop there. We've also sourced a selection of quality saunas, outdoor fires, umbrellas

and pergolas, developing a genuine one-stop-shop for all of your outdoor lifestyle requirements. In the following pages you'll find an introduction to our brands and details of all of our products, with helpful page tabs so you can easily navigate to your favourites.





# THE BRAND THAT STARTED IT ALL.



Above model is the J-335™.

The following product images may show optional extras.

They say that imitation is the sincerest form of flattery, and over the years plenty have taken inspiration from Jacuzzi® Spa Pools and Swim Spas.

But there is, and only ever will be, one genuine Jacuzzi® Spa Pools and Swim Spas.

Innovation is the bedrock upon which their business was built, and to this day they continue to pursue fresh, ground-breaking ideas. From their SmartTub™ app and their PowerPro™ Jet System to their ProClear™ Filters – which promise clear, pristine water that requires less

cleaning – they continue to lead the way in an industry which they invented. If you're looking for the best features, the best quality and the best experience, then you're looking for Jacuzzi® Spa Pools and Swim Spas!

The following pages include an overview of all the collections, and product specs on the entire range of Jacuzzi® Spa Pools and Swim Spas.

[Click here to see Spa World's range of Jacuzzi® Spa Pools and Swim Spas.](#)





# THE COLLECTIONS

There is an array of options within the Jacuzzi® Spa Pools and Swim Spa range. All their collections are designed and built using cutting-edge technology and are packed with world-class features.

## J-400™ Designer Spa Collection

This exclusive collection offers a range of designer spa pools to help you create anything from an intimate couples' retreat to a vibrant social hub.

## J-300™ Comfort Collection

Featuring quality, portable spas, this versatile collection is perfect for everyone from entertainers to those looking to spend quiet time with that special someone.


## J-200™ Classic Collection

The Jacuzzi® Classic Collection brings relaxation and fun to any household with a range of quality, affordable spa pools.

## Swim Spa Collection

Jacuzzi® Swim Spas are designed for performance, reliability and ease of use.

There are five models available, catering to everyone from active families to high-performance sportspeople.











### J-495™ Spa

With luxurious seating for up to nine, the spacious J-495™ Spa is perfect for large gatherings.



9 adults



71 jets



231 cm x 279 cm x 95 cm  
- 111 cm back



1,893 litres



2,386 kilograms  
filled weight



32 amps



### J-485™ Spa

Firmly in a league of its own, the J-485™ Spa boasts stunning Pro-Finish™ cabinetry, corner accent lighting, and an exclusive extra-wide illuminated waterfall.



7 adults



49 jets



231 cm x 231 cm x 95 cm  
- 111 cm back



1,666 litres



2,072 kilograms  
filled weight



32 amps



### J-475™ Spa

Equipped for exceptional performance, the six-person J-475™ Spa includes multiple PowerPro® jets, each with adjustable intensity for a personalised hydromassage experience.



7 adults



55 jets



231 cm x 231 cm x 95 cm  
- 111 cm back



1,685 litres



2,092 kilograms  
filled weight



32 amps



### J-445™ Spa

Featuring the RX Seat for a deep soak, and integrated premium PowerPro® jets, the J-445™ Spa is enhanced for an optimal hydrotherapy experience.



6 adults



45 jets



214 cm x 214 cm x 95 cm  
- 111 cm back



1,438 litres



1,825 kilograms  
filled weight



32 amps





### J-435™ Spa

With five seating options, the J-435™ Spa offers a forward-facing RX Jet Therapy lounge seat, and a jetted cool down seat, making this roomy spa a popular model.



6 adults



47 jets



214 cm x 214 cm x 95 cm  
- 111 cm back




1,363 litres



1,735 kilograms  
filled weight



32 amps



Jacuzzi® J-335™

Model  
upgrades  
available.

Visit your local  
showroom or  
Spa World  
for more.



### J-385™ Spa

The Jacuzzi® J-385™ Spa is the flagship model and the star of the J-300™ Collection, equipped with PowerPro® Therapy Seats, HydroSoothe™ massage pillow and prime PowerPro®.



7 adults



51 jets



231 cm x 231 cm x 97 cm



1,741 litres



2,126 kilograms  
filled weight



32 amps



### J-375™ Spa

The J-375™ Spa has many desirable features that Jacuzzi® is famous for. Reduce stress while you savour a rejuvenating massage from the multiple PowerPro®, HydroSoothe™ no-splash jetted massage pillow.



6 adults



52 jets



231 cm x 231 cm x 97 cm



1,685 litres



2,060 kilograms  
filled weight



32 amps





### J-365™ Spa

Treat friends and family to long evenings of fun and relaxation in the J-365™ Spa. This stylish spa comes equipped with PowerPro® Therapy Seats and plentiful PowerPro® for ultimate relaxation.



7 adults



46 jets



213 cm x 231 cm x 97 cm



1,495 litres



1,859 kilograms  
filled weight



32 amps



### J-355™ Spa

With 6 seating options, the mid-sized J-355™ Hot Tub is engineered to deliver neck-to-foot therapy, from a longer, full-body lounge seat to diverse seating options.



6 adults



44 jets



213 cm x 231 cm x 97 cm



1,363 litres



1,731 kilograms  
filled weight



32 amps



### J-345™ Spa

In the spacious J-345™ Spa there's room for everyone! This versatile spa comes equipped with performance PowerPro® Jets, and a jetted foot massage dome for a superior hydromassage.



7 adults



41 jets



213 cm x 213 cm x 92 cm



1,306 litres



1,306 kilograms  
filled weight



32 amps



### J-335™ Spa

Soak your cares away in the J-335™ Spa. Designed to deliver a relaxing hydrotherapy massage, combining the ProAir™ Lounge Seat and FX10 Therapy Seat with HydroSoothe™ massage pillow.



6 adults



42 jets



213 cm x 213 cm x 92 cm



1,325 litres



1,671 kilograms  
filled weight



32 amps





### J-325™ Spa

The J-325™ Spa is small enough to fit in a tight space while comfortably seating 4-5 to enjoy the famous Jacuzzi® Spa experience.



5 adults



23 jets



213 cm x 193 cm x 87 cm



1,268 litres



1,548 kilograms  
filled weight



20 amps



### J-315™ Spa

The compact J-315™ Spa pool features side-by-side lounge seating for an intimate spa experience.



3 adults



23 jets



168 cm x 193 cm x 81 cm



795 litres



1,035 kilograms  
filled weight



20 amps



### J-280™ Spa

The spacious J-280™ Spa comes equipped with LED lighting and a waterfall to create a relaxing and rejuvenating experience.



6 adults



44 jets



229 cm x 229 cm x 93 cm



1,741 litres



2,142 kilograms  
filled weight



32 amps



### J-275™ Spa

Create a relaxing oasis and rejuvenate in the J-275™ Spa. Ambient LED lighting and a soothing waterfall combine with powerful classic jets, plus six rotational, for a superb hydrotherapy experience.



6 adults



45 jets



229 cm x 229 cm x 93 cm



1,590 litres



1,955 kilograms  
filled weight



32 amps





### J-245™ Spa

Spacious enough to comfortably fit up to seven guests, the luxurious J-245™ Spa and ClassicPro™ jets work together to provide a powerful massage.



6 adults



35 jets



214 cm x 214 cm x 92 cm



1,363 litres



1,737 kilograms  
filled weight



32 amps



### J-235™ Spa

Classic style and impressive performance describe the J-235™ Spa. This model makes top performance affordable, featuring two jet pumps powering a unique hydrotherapy experience.



6 adults



35 jets



214 cm x 214 cm x 92 cm



1,363 litres



1,688 kilograms  
filled weight



32 amps



### J-225™ Spa

Presenting the ideal family spa for smaller outdoor spaces, the compact J-225™ Spa features open seating for up to five.



4 adults



23 jets



213 cm x 193 cm x 87 cm



1,340 litres



1,596 kilograms  
filled weight



20-30 amps



Jacuzzi® J-235™

Model  
upgrades  
available.

Visit your local  
showroom or  
Spa World  
for more.





## SWIM SPA COLLECTION

From high-performance athletes to those simply looking to stay active, there is a Jacuzzi® Swim Spa for you. Renowned for design, performance, reliability and ease of use, they're the perfect way to increase fitness, enhance recovery, and harness the natural restorative powers of H2O!



Jacuzzi® PowerActive™ 16

POWERPLAY™ COLLECTION



### PowerPlay™ 13

Jacuzzi® Swim Spa PowerPlay™ is unique and offers two functions in one. As a Swim Spa, it is ideal for training in your home garden by being able to adapt to the smallest of spaces.



9 adults



38 jets



381 cm x 236 cm x 135 cm




5,092 litres



6,073 kilograms



28 amps



### PowerActive™ 16

Suitable for beginners to experienced swimmers, the PowerActive™ 16 Swim Spa delivers a predictable current and adjustable swim speed for optimal training for fitness.



4 adults



33 jets



472 cm x 236 cm x 135 cm




7,638 litres



8,800 kilograms



32 amps



### PowerActive™ 19

Spacious and versatile, the PowerActive™ 19 Swim Spa is powered by two three-horsepower pumps and features two PowerPro® Swim Active Flo.



4 adults



33 jets



559 cm x 236 cm x 135 cm



9,038 litres




10,412 kilograms



32 amps





## PowerPro™ 16

The Jacuzzi® PowerPro™ 16 small-space Swim Spa delivers the most comfortable environment for both swimming and aquatic fitness.



4 adults



31 jets



472 cm x 236 cm x 135 cm




7,638 litres



8,800 kilograms



32 amps



## PowerPro™ 19

Combine high-performance aquatic training and advanced hydromassage with the PowerPro™ 19 Swim Spa. Jacuzzi® PowerPro™ PX deliver a predictable water current for the ultimate swimming experience.



4 adults



31 jets



559 cm x 236 cm x 135 cm



9,038 litres



10,412 kilograms



32 amps



Jacuzzi® PowerPro™ J-19™

# WHEN ONLY THE BEST WILL DO.

Introducing the **J-19™ PowerPro™** – the ultimate in swim spa training and recovery.

The **J-19™ PowerPro™** is the pinnacle of swim spa technology. Whether you're a high-performance athlete or simply take health and fitness seriously – the **J-19™ PowerPro™** has what you need.

This superbly designed swim spa offers a vast range of impressive features for a superior exercise and hydrotherapy experience.

- PowerPro® Swim Jets for a predictable, consistent swim
- Treadmill technology for jogging or walking – ideal for managing pain or injury
- Swim selector control for personal training programmes
- Stabilisation hip jets keep you in the swim lane

**Jacuzzi® Spas – the ultimate way to heal the mind, body and soul.**



Exclusively available  
at Spa World







**Vortex<sup>TM</sup>**  
**Spas**

Designed  
for life

Vortex Spas<sup>TM</sup> are beautiful by design.

Feature-packed, by design.

And environmentally-friendly, by design.

The result is a luxurious respite from the rigours of everyday life; a sanctuary where families can reconnect, busy professionals can recharge, and people of all ages and stages can enhance their health, wellbeing and happiness.

The following product images  
may show optional extras.

# Upgrade to Avanté

All Vortex Spas™ and swim spas come with the option to upgrade to Avanté, a package offering all of the brand's best-selling upgrades to further enhance your experience.

Depending on which model of Vortex Spa™ pool you're upgrading, added features could include:

- Hydroflow™ stainless steel jets
- Hydroglow™ backlit drink holders
- Topside control lighting, perimeter and cabinet lighting
- Dual layer insulation
- Purezone™ UV water purifier
- Timber-free Permaframe™ construction



[Click here to see Spa World's range of Vortex Spas™ and Swim Spas.](#)





## Gemini™ Spa

Seating two adults in comfort, the compact 2-person Gemini™ spa pool offers relaxation and hydrotherapy massage, perfectly suited to couples and small spaces.



2 adults



9 jets



210 cm x 110 cm x 74 cm



450 litres



660 kilograms  
filled weight



10 amps



## Neon™ Spa

If you're serious about the benefits of hydromassage and are limited on space, the Neon™ spa pool offers a powerful combination of up to 50 jets across the twin shiatsu seats and a luxury lounger.



3 adults



51 jets



206 cm x 169 cm x 82 cm



746 litres



1,021 kilograms  
filled weight



15 amps



## Eon™ Spa

Spacious and affordable, the Eon™ doesn't scrimp on performance featuring the quality heating, pump, filtration and control systems that are standard across the Vortex™ range.



6 adults



Up to 27 jets



200 cm x 200 cm x 82 cm



875 litres



1,163.5 kilograms  
filled weight



15 amps



## Mercury™ Spa

The Mercury™ family spa pool has a well-earned bestseller status, with 46 jets, two loungers, neck and shoulder jets and foot massage jets, it's got all the luxury features you need.



5 adults



46 jets



200 cm x 200 cm x 82 cm




851 litres



1,139.5 kilograms  
filled weight

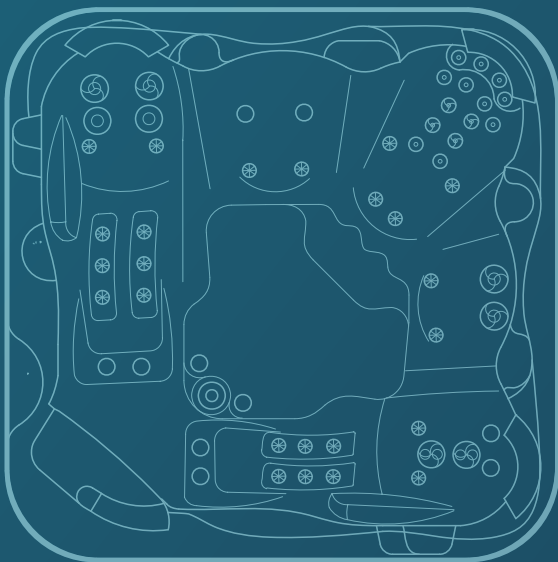


15 amps

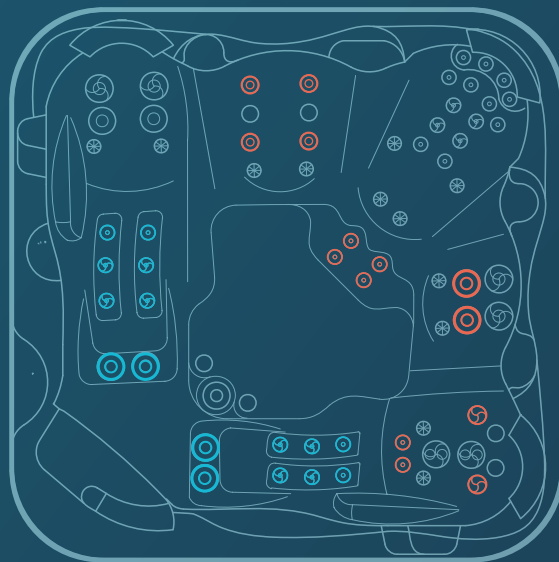


# Upgrade to Hydroplus<sup>™</sup>

Alongside the standard models, you'll find some spa pools also have an advanced version, called Hydroplus<sup>™</sup>, which provides you with a superior hydrotherapy experience.



— Example of standard jet configuration —



— Example of Hydroplus jet configuration —



Look for the HP alongside the product descriptions.




HP  
available

## Cerium™ Spa

Luxuriate with powerful massage and comfort seating in the high-quality Cerium™ 4-person spa pool.



4 adults



Up to 57 jets



200 cm x 200 cm x 82 cm



900 litres


Up to 1,200 kgs  
filled weight


15 amps


HP  
available

## Cobalt™ Spa

For advanced relaxation, the Cobalt™ family spa pool covers all the bases with up to 71 powerful jets, twin loungers and space to seat up to five adults.



5 adults



Up to 71 jets



215 cm x 215 cm x 92 cm



1,174 litres


Up to 1,570.5 kgs  
filled weight


15-32 amps



## Xenon™ Spa

A superb family spa, at 2.3m the Vortex Xenon™ is roomy enough for the kids to splash about while offering ample seating to entertain your friends in style.



5 adults



42 jets



230 cm x 230 cm x 92 cm



1,212 litres


1,564.7 kilograms  
filled weight


15 amps


HP  
available

## Nitro™ Spa

For a high-end performance spa pool that's spacious enough for large families or entertaining friends, you can't go past the Vortex Nitro™.



6 adults



Up to 71 jets



230 cm x 230 cm x 92 cm



1,379 litres


Up to 1,793.7 kgs  
filled weight


15-32 amps



HP  
available

## Titanium™ Spa

If you're seeking the ultimate entertainer's spa, we think you'd struggle to build a better, bigger and more impressive spa than the Vortex Titanium™.



10 adults



Up to 54 jets



300 cm x 230 cm x 90 cm



1,990 litres



Up to 2,634 kgs  
filled weight



15-32 amps



HP  
available

## Spectrum™ Spa

The Spectrum™ spa is Spa World's best selling large spa pool, offering ample space for six adults to soak up the superbly relaxing hydrotherapy massage.



6 adults



Up to 81 jets



230 cm x 230 cm x 92 cm



1,352 litres



Up to 1,787.7 kgs  
filled weight



32 amps



HP  
available

## Palladium™ Spa

With 9 seats, up to 93 jets, twin loungers, a neck and shoulder massage seat plus more, you'll be hard pressed to find a more impressive spa setup than the Palladium™.



10 adults



Up to 98 jets



352 cm x 228 cm x 90 cm



2,650 litres



Up to 3,432 kgs  
filled weight



32 amps

Model  
upgrades  
available.  
Visit your local  
showroom or  
Spa World  
for more.



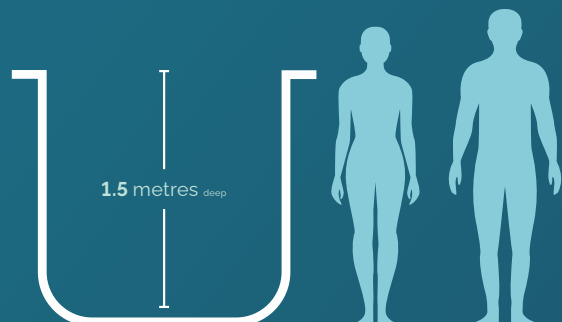
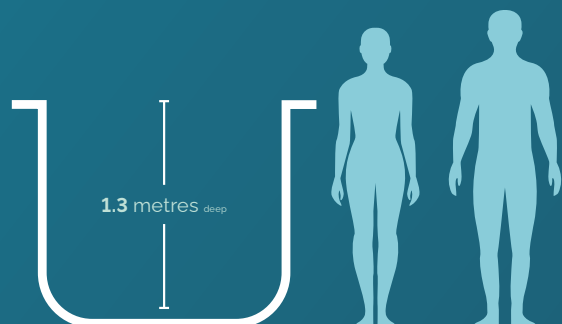


# The Versatile Swim Spa

Vortex Swim Spas are the perfect centre point of any gathering. With an All-Season Pool, you'll enjoy the best of both worlds – the soothing, therapeutic benefits of a spa, with enough space to exercise, relax and enjoy!

## Going deeper...

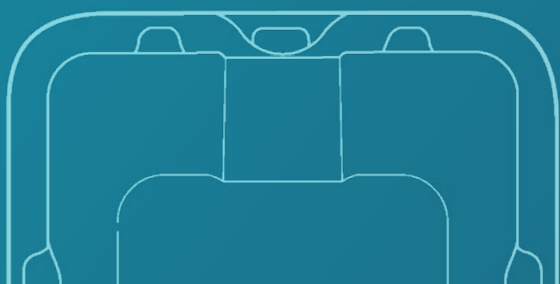
Select swim spas are also available in 'extra deep' versions. Choose from the standard 1.3m deep model, or the 1.5m deep XD™ Swim Spas, perfect for taller users!



[Click here to see Spa World's range of Vortex Spas™ and Swim Spas.](#)

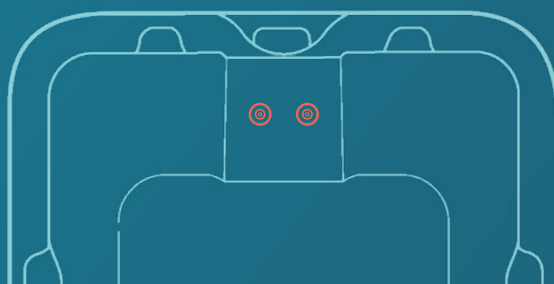
# Choose your model

Vortex Swim Spas™ include even more options, with each model available in four different variations, including Plunge™, Pro™, Pro+™ and Extreme™ (each with a different number of jets in the swim resistance zone).



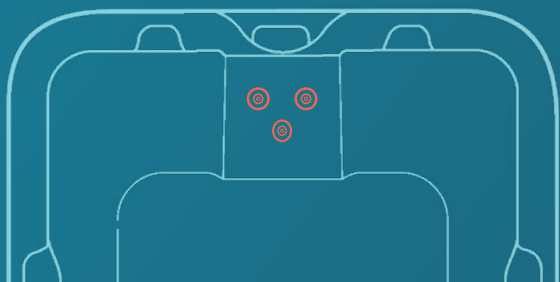
## Vortex Plunge™

The Plunge™ is perfect for family fun and ideally suited for standing fitness and aquasize for those who want to keep fit or recover. If you want to swim, the Pro™, Pro+™ or Extreme™ could be better suited for you, depending on your swimming ability.



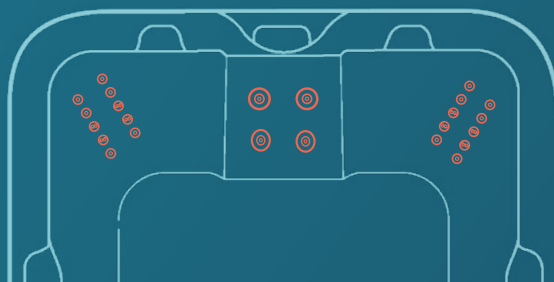
## Vortex Pro™

The Pro™ is a step up from the Plunge™ with the added resistance of two powerful 150mm swim jets creating a current strong enough to swim, walk or jog against. This model is ideal for up to intermediate level swimming.



## Vortex Pro Plus™


Powered by three pumps, the Pro+™ adds another level of resistance to your workout with three 150mm swim jets to step up your training. This model is perfect for every swimmer from beginner up to advanced as well as water joggers and those using aquatic fitness.



## Vortex Extreme™


The most powerful of the jet variation models, the Extreme™ adds some serious resistance to your swim training regime with four swim jets for advanced fitness training. With its variable Vortex™ swim resistance system, the Extreme™ is perfect for beginners all the way up to athletes. If you are a swimmer that's serious about your training, the Extreme™ is for you.





The following product images  
may show optional extras.





## Aquagym™ Swim Spa

Boasting a full range of swim spa features, the Aquagym™ is Vortex™ Spas most compact 1.3 m deep swim spa model. Enjoy all the benefits of a swim spa without giving up the space required for a pool.



From **4** adults



Up to **59** jets



**398 cm x 231 cm x 130 cm**



**5,700** litres




Up to **6,855** kgs  
filled weight



**15-40** amps





## Aqualounge™ Swim Spa

Why should you choose between a relaxing spa, quality family time and a swim spa for fitness or fun? The Aqualounge™ offers you all three in one compact swim spa.



From **4** adults



Up to **81** jets



**398 cm x 231 cm x 120 cm**



**4,717** litres



Up to **5,772** kgs  
filled weight



**15-40** amps



**XD**  
available

## Aquagym Max™ Swim Spa

The Aquagym Max™ is the ultimate mid-sized, single-zone swim spa, featuring a larger swim zone and famous Vortex™ hydrotherapy lounge.



From **4** adults



Up to **81** jets



**449 cm x 231 cm  
x 130/ 150 cm**



**7,750** litres



Up to **9,004** kgs  
filled weight



**15-40** amps



It's a  
spa and  
swim spa  
in one!

You can  
have it  
all with the  
Vortex™  
Hydrozone™



Why choose between a spa or a pool – with the Hydrozone™ you can have the best of both worlds! This versatile swim spa and spa in one has two completely separate zones in one multi-functional swim spa. Luxuriate in the hydrotherapy spa at one end and enjoy exercise and family fun at the other. Better still, the water in the two zones is completely separated by an internal wall. This means you can set different jet pressures and water temperatures for the spa area and plunge pool – even when using both at the same time!

Available at  
Spa World







## Aqualap™ Swim Spa

The Aqualap is Vortex Spas™ largest single zone swim spa and is ideal if you want a large area for fitness training or to have fun and quality time with your family.



From **4** adults



Up to **81** jets



**590** cm x **230** cm  
x **130/ 150** cm



**7,750** litres



Up to **9,004** kgs  
filled weight



**15-40** amps

XD  
available



## Hydrozone™ Swim Spa

There is no doubt that the Vortex Hydrozone™ gives you the best of both worlds, combining two completely separate zones to create the multifunctional Hydrozone™ swim spa.



From **5** adults



Up to **68** jets



**590** cm x **230** cm  
x **130/ 150** cm



**7,300** litres



Up to **8,938** kgs  
filled weight



**15-40** amps





Available at  
Spa World

*Protect your family in style.*



Stylish designs, robust construction, and ultimate protection from the elements – get it all with a Shadowspec™ umbrella. Made from marine-grade materials and offering high UV protection, Shadowspec™ shade solutions are a must-have addition to any outdoor oasis. View the full range at page 119.



**shadowspec**  
umbrellas with distinction





**FISHER<sup>TM</sup>  
SPAS**

Where memories  
are made.







# Life is short. Far too short to miss the magic moments.

So Fisher Spas™ set out to help bring those moments to life; to provide the venue for the fun, the laughter and the quality time that turns everyday lives into vibrant, fulfilling ones.

Fisher Spas™ offer quality, well-built, value-for-money spas that are perfect for people from all

walks of life; quality spas where people can relax, unwind, and come together, creating memories for a lifetime.

Read on for details of all the quality products in the Fisher Spas™ range.



# FISHER™ SPAS

[Click here to see Spa World's range of Fisher Spas™ Swim Spas™.](#)

The following product images may show optional extras.





### Fisher 2™ Spa

Soak side-by-side in this compact, value focused 2-person spa. Great hydrotherapy for small spaces.



2 adults



16 jets



165 cm x 165 cm x 74 cm



519 litres



713 kilograms  
filled weight



10 amps



### Fisher 3™ Spa

Entry-level, compact 3-person spa with recliner. Perfect for courtyards and small decks.



3 adults



22 jets



207 cm x 157 cm x 82 cm



880 litres



1,121 kilograms  
filled weight



10 amps



### Fisher 5S™ Spa

A compact family spa that conveniently fits into smaller outdoor areas. With 5S you won't need to compromise on comfort or performance.



5 adults



34 jets



200 cm x 200 cm x 84 cm



1,097 litres



1,408 kilograms  
filled weight



15 amps



### Fisher 5D™ Spa

The Fisher 5D™ is the hero of the Fisher Spas™ range. It comes loaded with hydrotherapy features for a value-packed spa pool experience.



5 adults



40 jets



200 cm x 200 cm x 84 cm



1,030 litres



1,347 kilograms  
filled weight



15 amps



## Fisher 6™ Spa

A brilliant choice for those who want a superior massage, the Fisher 6™ has 6 full-size seats, plus a full-length lounger for you to stretch out and relax.



6 adults



40 jets



216 cm x 216 cm x 92 cm



1,230 litres



1,585 kilograms filled weight



15 amps



## Fisher 7™ Spa

There's no need to compromise with the spacious Fisher 7™ spa pool. Seat placement has been thoughtfully considered to maximise space and in-spa usability whilst providing maximum hydrotherapy.



6 adults



40 jets



230 cm x 230 cm x 92 cm



1,450 litres



1,844 kilograms filled weight



15 amps



## Fisher 8™ Spa

A spacious spa pool designed to perfectly cater for a crowd. A range of hydrotherapy jets provides a relaxing massage to help you recharge and recuperate.



6 adults



58 jets



230 cm x 230 cm x 92 cm



1,380 litres



1,779 kilograms filled weight



25 amps

Model upgrades available.  
Visit your local showroom or Spa World for more.







### Fisher Play™ Plunge Pool

Incorporating two hydromassage seats and a spacious plunge pool zone, proving you don't need to pay the high prices to enjoy a quality plunge pool at your place.



2 adults



13 jets



381 cm x 226 cm x 130 cm



5,856 litres



6,472 kilograms  
filled weight



10 amps



### Fisher Swim™ Swim Spa

This compact swim spa offers the perfect balance between relaxation and exercise.



5 adults



Up to 36 jets



449 cm x 231 cm x 130 cm



6,120 litres



7,258 kilograms  
filled weight



25-32 amps









# Keep your spa warm for less, all year!

Install a SpaNet™ heat pump on your spa and save up to 75% on your heating costs\*. A SpaNet™ heat pump is a stand-alone unit that is plumbed into your spa. It uses refrigeration technology to heat and cool your water for a fraction of the cost of the spa's inbuilt element. Now that's a great investment!

[Click here to learn more.](#)



Available at  
Spa World



\*Compared with the existing spa elements on a mid-sized spa





# Restoring & rejuvenating.



Vortex™ infrared saunas help soothe tired muscles and relax the mind – leaving you recharged and reset!





There are two models to choose from – Linear and Prestige – and three size options within each range. The saunas feature low EMF ratings and are hand-crafted from sustainable Forest Stewardship Council certified timber. The Linear range is crafted from Canadian Hemlock, combining form with function. The Prestige range is crafted from Western Red Cedar and is a premium sauna solution.

[Click here to see Spa World's range of Vortex Saunas™](#)



## Linear™ 1-Person Sauna





The Linear™ 1-Person offers all the features and benefits of our full-size Linear™ saunas – in a compact, convenient size. Ideal for small spaces, apartments and solo sauna sessions.

-  1 adult
-  4
-  100 x 110 x 200m
-  Hemlock



## Prestige™ 1-Person Sauna





The Prestige™ compact, 1-person, luxury infrared sauna from Vortex™ delivers a variety of health and wellbeing benefits. This small infrared sauna is ideal for those with limited space who want a high-quality sauna.

-  1 adult
-  6
-  100 x 110 x 200m
-  Cedar



## Linear™ 2-Person Sauna


The Linear™ 2-Person is ideal for one person, with room to stretch out. Frameless, tempered glass creates a sense of space so you never feel boxed in.

-  2 adults
-  6
-  113 x 110 x 200m
-  Hemlock



## Prestige™ 2-Person Sauna

The Prestige™ 2-Person is a premium sauna with room to share a sauna session or stretch out on your own.





-  2 adults
-  8
-  113 x 110 x 200m
-  Cedar





### Linear™ 3-Person Sauna





This is the largest sauna in the Linear™ range. While it can fit three people, it is ideally suited to couples seeking a bit more space than the Linear™ 2 offers.

-  **3 adults**
-  **8**
-  **160 x 110 x 200m**
-  **Hemlock**



### Prestige™ 3-Person Sauna

The Prestige™ 3 is the ultimate infrared therapy sauna for home use. Ideal for couples wanting more room than the Prestige™ 2 – or if you want to stretch out and relax on your own.

-  **3 adults**
-  **10**
-  **160 x 110 x 200m**
-  **Cedar**





# ecosmar<sup>+</sup> Fire

## Enhancing warmth & ambience.

EcoSmart™ Fires deliver a contemporary take on the classic firepit. Inspired by the shapes and forms of traditional sculpture, these smokeless fireplaces are the ultimate addition to any entertaining space. A warm and inviting outdoor centrepiece to gather and relax around, no matter the season.

Visit your nearest showroom or our website to learn more.



Manhattan™ 50 Fire Table shown in Natural (grey) finish.  
The following product images may show optional extras.

[Click here to see Spa World's range  
of EcoSmart™ Fires.](#)





### Stix™ Portable Fire

A fireplace with a contemporary twist on the traditional campfire, relax in the warm glow of this eye-catching centrepiece.

- Outdoor and Indoor
- Black & Stainless Steel
- L 557 W 556 H 780



### Stix 8™ Portable Fire

If you like to stand out from the crowd then this modern twist on the traditional campfire fire might be the perfect fire pit for you.

- Outdoor and Indoor
- Black
- L 792 W 792 H 1085

Available  
in 2 sizes:  
Pod™ 30 &  
Pod™ 40



### Pod™ Fire Bowl

Inspired by the shapes and forms of traditional pottery, the Pod™ Fire Bowl series brings a modern update to the classic fire pit.

- Outdoor & Indoor
- Natural (grey), Graphite & Bone
- Pod 30™: L 762 W 762 H 351
- Pod 40™: L 1000 W 1000 H 504

Available  
in 2 sizes:  
Mix™ 600 &  
Mix™ 850



### Mix™ Fire Bowl

Designed to bring people together, the Mix™ series features a simple, elegant shape, blending an outdoor fire pit with classic luxury.

- Outdoor & Indoor
- Natural (grey), Graphite & Bone
- Mix™ 600: L 600 W 600 H 229
- Mix™ 850: L 850 W 850 H 319



## Ark 40™ Fire Table

If you are looking for an elegant, round fire table with a lip large enough to land drinks and plates, then the Ark 40™ Fire Table is the ideal solution.

- Outdoor & Indoor
- Natural (grey), Graphite & Bone
- L 1000 W 1000 H 339

Available  
in 2 sizes:  
Base™ 30 &  
Base™ 40



## Base™ Fire Table

Make the Base™ Fire Table your centre for relaxation and entertainment. This multi-function table gives you the best of both worlds – a coffee table and fire pit combined.

- Outdoor & Indoor
- Natural (grey), Graphite, Bone & Teak
- Base 30™: L 776 W 776 H 339  
Base 40™: L 1000 W 1000 H 339



## Nova 600™ Fire Bowl

This fire is perfect for you if you are looking for a fire bowl for a smaller space. The Nova 600™ Fire Bowl features the AB3 burner.

- Outdoor and Indoor
- Natural (grey), Graphite & Bone
- L 600 W 600 H 220



## Nova 850™ Fire Bowl

The big sister to the Nova 600™, the Nova 850™ Fire Bowl requires a bit more room and if you have enough for one of each, they look fantastic together. The Nova 850™ features the AB8 burner.



- Outdoor and Indoor
- Natural (grey), Graphite & Bone
- L 850 W 850 H 310





### Wharf™ 65 Fire Table




Blending the simplicity of an outdoor fire feature with the functionality of a standalone table, the Wharf™ 65 Fire Table adds style and practicality to any architectural environment.

-  Outdoor and Indoor
-  Natural (grey), Graphite, Bone & Teak
-  L 1650 W 1000 H 339



### Cosmo™ 50 Fire Table

The Cosmo™ 50 Fire Table is a smart versatile furniture solution. It enables guests to enjoy the warmth of an open fire without embers, ash and soot ruining the ambiance.

-  Outdoor and Indoor
-  Natural (grey), Graphite, Bone & Teak
-  L 1270 W 762 H 296





### Martini 50™ Fire Table

The Martini 50™ Fire Table is a perfectly proportioned centrepiece ideal for entertaining. This fire table will welcome guests to relax in any outdoor setting.

-  Outdoor & Indoor
-  Natural (grey), Graphite, Bone & Teak
-  L 1270 W 762 H 296



### Manhattan 50™ Fire Table

Elegant, simple, and functional, the Manhattan 50™ Fire Table is built for entertaining. Relax in the warm glow of this centrepiece.

-  Outdoor & Indoor
-  Natural (grey), Graphite, Bone & Teak
-  L 1270 W 762 H 296




Model  
upgrades  
available.  
Visit your local  
showroom or  
Spa World  
for more.

Available  
in four  
heights



### Gin™ 90 (Dining) Fire Table

Perfectly proportioned as a functional, freestanding dining 'table', the Gin™ 90 Dining Fire Table adds a sense of luxury and style to indoor or outdoor spaces.

-  Outdoor and Indoor
-  Natural (grey), Graphite, Bone & Teak
-  L 2272 W 1098 H 745





Enjoy the  
outdoors in  
safety and style.



**Vortex™**  
Pergolas



**shadowspec**  
umbrellas with distinction







The Vortex Louvre Pergola™ 4600 model shown.

# Your outdoor oasis

Our range of high-quality pergolas combine style with shade and protection for your outdoor area.

There are three sizes and two colours (white and charcoal) to choose from, plus LED lighting with every pergola and optional blinds for added privacy.

Best of all, they have motorised louvres you can open and close with the push of a button.

Architecturally designed and crafted from anodised aluminium, Vortex Pergolas™ are elegant, stylish and built to last. If you're looking to create an outdoor oasis, start here.

[Click here to see the Vortex Pergola™ range from Spa World.](#)

*The following product images may show optional extras.*



Motorised  
louvre roof



### Vortex Louvre Pergola 3300

The Vortex Louvre Pergola 3300™ offers elegant styling and integrated features to protect your spa and family against the elements.



2964 x 2964 mm



Charcoal and White

Motorised  
louvre roof



### Vortex Louvre Pergola 3400

The Vortex Louvre Pergola 3400™ is architecturally designed with a motorised louvre roof so that you can spend more time outdoors.




2964 x 4005 mm



Charcoal and White

Motorised  
louvre roof



### Vortex Louvre Pergola 4600

Enjoy the outdoors rain or shine with the Vortex Louvre Pergola 4600™. With an adjustable roof, illuminating LED lighting and optional blinds for privacy, it's the ultimate solution for shade.



4005 x 5748 mm



Charcoal and White







**shadowspec**

umbrellas with distinction



# Made for shade

The Shadowspec™ range of umbrellas add style and functionality to any outdoor setting. With more than 25 years' worth of experience in shade and protection, they've earned a reputation for world-class designs, unparalleled durability and real value. All products are made from marine-grade materials and offer high UV sun protection, while two of their premium products - Serenity™ and Unity™ - also feature Shadowspec's™ own unique, patent pending technology for ultimate ease-of-use.

View our full range of Shadowspec™ shade solutions in the following pages.

SERENITY™ MODEL SHOWN IN RUST

The following product images may show optional extras.

[Click here to see Spa World's range of Shadowspec™ shade solutions.](#)



Multiple  
sizes and  
colours  
available



### Shadowspec™ Unity™ Umbrella

Ideal for swim spas, the Shadowspec™ Unity™ Cantilever Umbrella is your premium outdoor umbrella and is perfect for outdoor living. Choose the mounting option that best suits your space. Hand built in New Zealand.



Square & Octagon



Unity™ Duo™ Square:  
**2500 & 3000mm**

Unity™ Duo™ Octagon:  
**3500 & 4000mm**

Multiple  
sizes and  
colours  
available



## Shadowspec™ Serenity™ Umbrella

Ideal for spa pools, the elegant Serenity™ is engineered and hand built in New Zealand to provide class and style to any outdoor setting. The patented designs are fully integrated to create a seamless, stylish and functional aesthetic with marine-grade durability.



Square & Octagon



Square:  
**2500 & 3000mm**  
Octagon:  
**3500 & 4000mm**



## Shadowspec™ Umbrella Features



### Shadowhub™

Make the LED lights built into the central hub as bright or dim as you like with the help of the smart battery and downloadable Shadowspec™ app.



### Shadowlift™

Armed with gas-strut technology and anti-gravity, think of the Shadowlift™ as a strong muscle that takes the weight of the umbrella so you can lift it with ease.



### Shadowlock™

Let shade work around you. The push catch mechanism allows you to rotate your umbrella 360 degrees and lock it in place.



### Shadowglide™

A push of a button and a glide up or down the mast is all it takes to securely open or close your umbrella in three seconds.





Multiple  
base/mount  
& colours  
available

## Shadowspec™ SU4™ Tilting Cantilever Umbrella

The sun doesn't stay in one spot all day so why should your shade? The SU4™ Umbrella is a rotating and tilting cantilever umbrella, giving you the perfect shade solution. Choose from three stylish colours and three mounting options.



-  Square & Octagon
-  Square: **3000mm**  
Octagon: **3500mm**



Multiple  
base/mount  
& colours  
available

## Shadowspec™ SU2™ Cafe Umbrella

Ideal for table shade, the SU2™ centre pole umbrella provides a movable shade solution that takes seconds to put up or down. Choose from a range of stylish colours and mounting options to suit your home.

-  Square & Octagon
-  Square: **2000mm** or **3000mm**  
Octagon: **2700mm** or **4000mm**



SU2 MODEL SHOWN





[Click here to find your local  
Spa World showroom.](#)

New South Wales  
ACT, Victoria  
South Australia  
Queensland, Tasmania  
Western Australia

Spa World Australia  
1300 921 887  
[spaworld.com.au](http://spaworld.com.au)



