

### Specification

<b>Seating Capacity</b> .....	4 Person
<b>Dimensions</b> .....	220"X 93" X 53" / (569 cm X 236cm X 134cm)
<b>Useable Swim Area Dimensions</b> .....	148"or 375 cm
<b>Dry Weight</b> .....	3,028 lbs / 1,374 kg
<b>Filled Weight (Spa Volume)</b> .....	22,948 lbs / 10,412 kg
<b>Water Capacity (Spa Volume)</b> .....	2,378 US gallons / 9,038 L
<b>Electronic Controls</b> .....	BP 2100 TRAPEZOID MAIN SWIM SPA Keypad
<b>Pump 1</b> .....	North America (60 Hz): 2- Speed, 4 HP, AMPs 12.0/1.0 Europe (50 Hz): 2- Speed, 3 HP, AMPs 10.0/3.0
<b>Pump 2</b> .....	North America (60 Hz): 2- Speed, 3 HP, AMPs 10.0/3.5 Europe (50 Hz): 2- Speed, 3 HP, AMPs 10.0/3.0
<b>Pump 3</b> .....	North America (60 Hz): 2- Speed, 3 HP, AMPs 10.0/3.5 Europe (50 Hz): 2- Speed, 3 HP, AMPs 10.0/3.0
<b>Pump 4</b> .....	North America (60 Hz): 2- Speed, 3 HP, AMPs 10.0/3.5 Europe (50 Hz): 2- Speed, 3 HP, AMPs 10.0/3.0
<b>Total Seat Jets</b> .....	28
<b>Seat A Jets</b> .....	(2)-6015065; (6)-6030076
<b>Seat B Jets</b> .....	(2)-6030078
<b>Seat C Jets</b> .....	(2)-6015065; (4)-6020079; (6)-6030063; (2)-6020079
<b>Seat D Jets</b> .....	(2)-6030076; (2)-6030063
<b>Massage Selectors</b> .....	YES
<b>Air Controls</b> .....	3
<b>Water Management System</b> .....	CLEARRAY® Active Oxygen Technology
<b>LED Lighting</b> .....	(4)-20 LED Small Light
<b>Synthetic Cabinet Colours</b> .....	Smoked Ebony, Modern Hardwood, Brushed Gray
<b>Acrylic Colours</b> .....	Silver Perl, Porcelain, Platinum
<b>Headrests</b> .....	2
<b>Waterfalls</b> .....	Wide Sheet Waterfall
<b>Electrical Requirements</b> .....	North America (60 Hz): 240 V, 48 AMPs GFCI RATED: 60 AMPs Europe (50 Hz):230V, 40A or suitably rated circuit breaker to comply with local electrical codes. GFCI RATED:40 AMPs. RCD breakers with MC.
<b>Warranty</b> .....	10/5/3 Year limited
<b>Options/ Special Features</b> .....	<p>1) Fitness and Fun:</p> <ul style="list-style-type: none"> <li>• Aqua Rowing Kit</li> <li>• Aqua Fitness Package</li> <li>• 48" Stainless Steel Exercise Bar (Left Side Only)</li> </ul> <p>2)Covers:</p> <ul style="list-style-type: none"> <li>• PROLAST™ Five Section Cover</li> <li>• Summer Cover with Tie Downs</li> <li>• Delete Entire Hardcover</li> <li>• Rollaway Cover (Need to Delete Hard Cover)</li> <li>• Bracket for Rollaway Cover</li> </ul> <p>3)Steps:</p> <ul style="list-style-type: none"> <li>• 5 Tier Aqua Step</li> </ul> <p>4)Other Popular Upgrades &amp; Options:</p> <ul style="list-style-type: none"> <li>• Auxiliary Heating System By-pass Loop</li> <li>• GFCI</li> </ul>



### Massage Selector/Air Control Diagram

**Diverter1** : Turn **LEFT** to DIVERTER 2, Turn **RIGHT** to seat BJ

**ACP 1**: Opens/Closes; Air inlet to all jets in the seat A, B

**ACP 2**: Opens/Closes; Air inlet to seats C, D.

**Diverter2**: Turn jets **ON/OFF** in seats A, B, C, D.

**WSF**: To turn **ON/OFF** Wide Sheet Waterfalls

**ACP 3**: Opens/Closes; Air inlet to all BJ (Buoyancy jet)



- |                            |
|----------------------------|
| ACP- Air controller Pump   |
| BJ- Buoyancy Jet           |
| WSF- Wide Sheet Waterfalls |

### Seat Depth

A = 26.42" (67.10cm)

C = 28.44" (72.23cm)

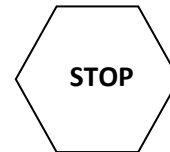
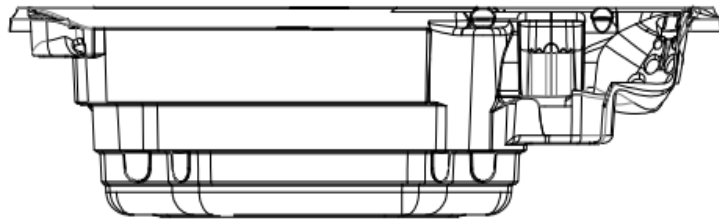
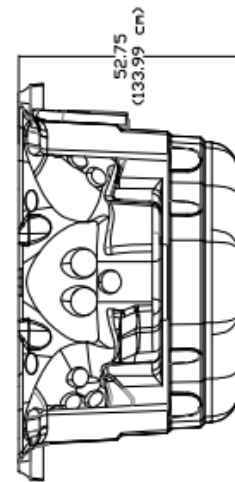
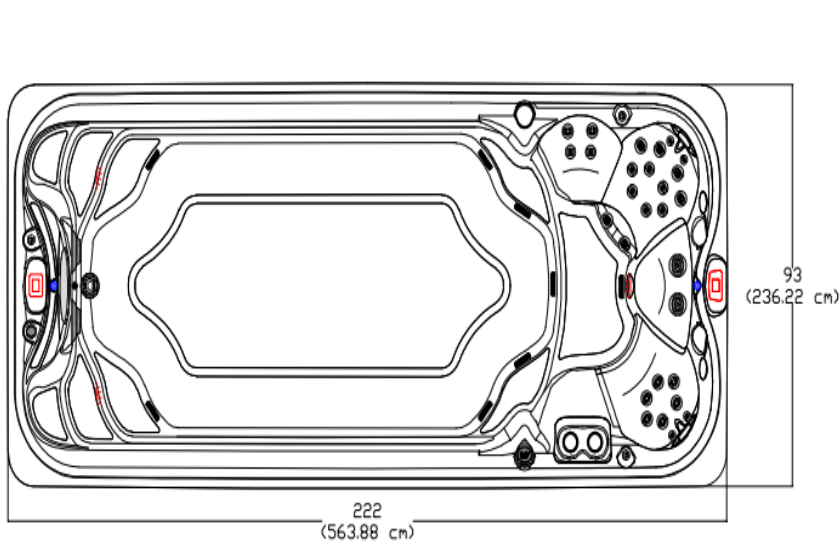
B = 20.76" (52.73cm)

D = 21.88" (55.57cm)

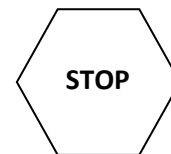


LISTED DIMENSIONS REPRESENT DISTANCE FROM THE TOP OF ACRYLIC TO LOWEST POINT IN THE SEAT. TOLERANCE ±1/16" (0.158CM)

Dimensions



**IMPORTANT! Always measure each hot tub for exact dimensions BEFORE designing its foundational support and/or decking**



**NOTE:**

Dimensional tolerances are as follows due to variations in manufacturing:

Length / Width / Height(s): +/- 3/8"

Height Variance (side to side): +/- 1/4"



## JACUZZI – J19 POWER PRO



<b>Year:</b>	2022
<b>Model:</b>	Jacuzzi – J19 Power Pro
<b>Size:</b>	220"X 93" X 53" / (569cm X 236cm X 134cm)
<b>Series:</b>	Power Pro
<b>Main Keypad:</b>	BP 2100 TRAPEZOID MAIN SWIM SPA Keypad <b>(7005085)</b>
<b>Spa Pack and Heater:</b>	Heater: 5.5 & 3 KW 240 V (NA) , 3 & 3 KW 230V (CE) <b>Controller ST2/ST2- ST2C &amp; BP501P3U NA/EU (60,50 Hz)</b>
<b>Pump #1:</b>	<b>North America (60 Hz): 2- SP, 4 HP, AMPs – 12.0/1.0 (6505155)</b> <b>Europe (50 Hz): 2- SP, 3 HP, AMPs – 10.0/3.0 (6510041)</b>
<b>Pump #2:</b>	<b>North America (60 Hz): 2- SP, 3 HP, AMPs – 10/3.5 (6505159)</b> <b>Europe (50 Hz): 2- SP, 3 HP, AMPs – 10.0/3.0 (6510041)</b>
<b>Pump #3:</b>	<b>North America (60 Hz): 2- SP, 3 HP, AMPs – 10/3.5 (6505159)</b> <b>Europe (50 Hz): 2- SP, 3 HP, AMPs – 10.0/3.0 (6510041)</b>
<b>Pump #4:</b>	<b>North America (60 Hz): 2- SP, 3 HP, AMPs – 10/3.5 (6505159)</b> <b>Europe (50 Hz): 2- SP, 3 HP, AMPs – 10.0/3.0 (6510041)</b>
<b>Circulation Pump:</b>	N/A
<b>Therapy Jets:</b>	(4)- SMT MICRO JET ASSEMBLY <b>(6015065)</b> , (8)- POWER PRO FX JET ASSMEBLY <b>(6030063)</b> , (6)- FXS SPINNER JET ASSEMBLY <b>(6020079)</b> , (8)- POWER PRO RX3 JET ASSMEBLY <b>(6030076)</b> , (2)- FX2 VORTEX III JET ASSEMBLY <b>(6030078)</b> ,
<b>Swim Jets:</b>	(2)- WIDESREAM SWIM JET <b>(6035081)</b> , (1)- POWERSTORM (OVAL) JET <b>(6035073)</b>
<b>Air Controls:</b>	(3)- Jacuzzi Air Control <b>(4525117)</b>
<b>Diverter:</b>	(2)- Jacuzzi 2" Water Diverter <b>(4525113)</b>
<b>Filters:</b>	FILTER THREADED 50 SQ.FT Jacuzzi <b>(4570033)</b>

