

# TECH NOTE

## Govern daily ozone runtime (O.MAX)

### Compatible Products:

SV2-VH / SV3-VH / SV4-VH / SV Mini 1 / SV Mini 2

### Background:

The O.MAX software setting defines a maximum number of hours the sanitiser (ozone/UV) can run for in a given day. By default O.MAX = NONE (disabled), so the sanitiser will run whenever the spa is heating or filtering with one exception (if the spa is in manual use, in which case it is temporarily disabled). The O.MAX can be adjusted from 1-23 hrs. This is helpful to prevent excessive ozone gas on smaller spas that may be set with many hours of filtration or larger spas that require long periods of heating.

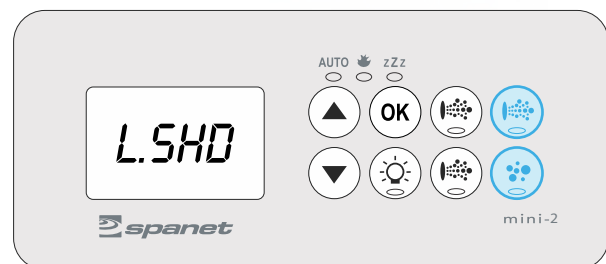
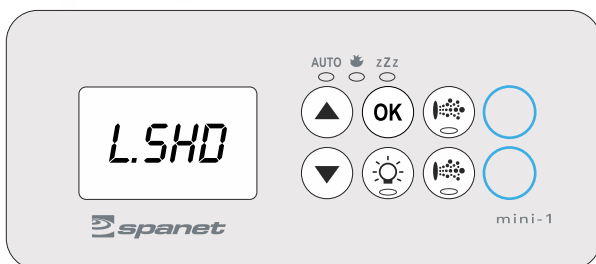

### How to adjust O.MAX setting:

The O.MAX setting is contained within the OEM menu. Enter the OEM menu, scroll up to O.MAX, press OK to enter adjustment and change from NONE to desired maximum daily runtime (i.e 4hrs or 6hrs).

### Step 1

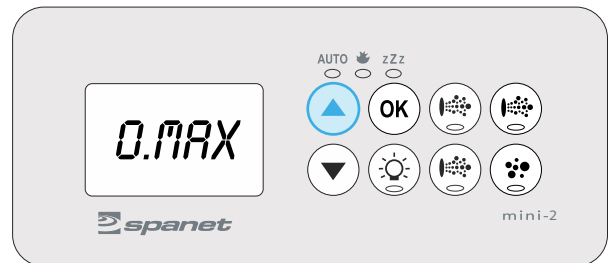
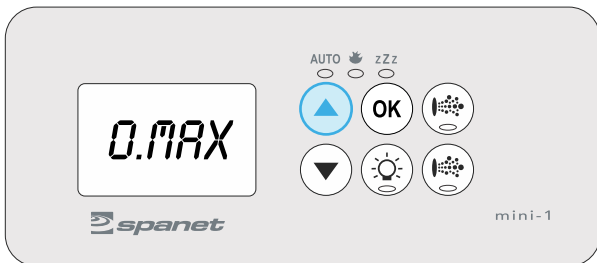
Enter OEM menu (refer key combinations below, press and hold).

**Note:** SV3 and SV4 use same button sequence. SV Mini 1 you press & hold the two hidden buttons



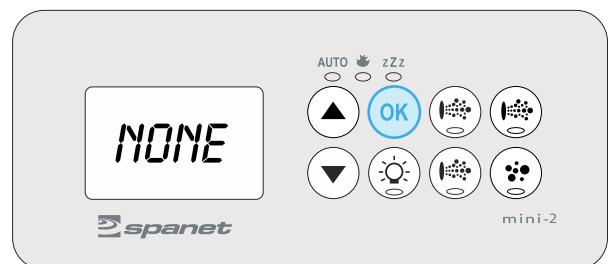
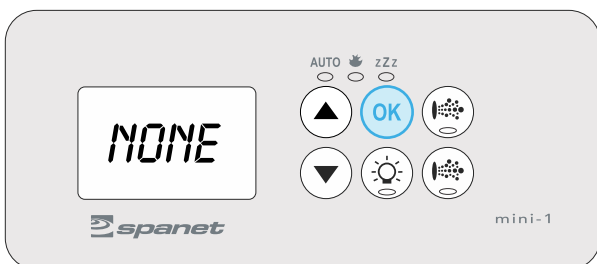
### Step 2

Press UP button until display shows "O.MAX"



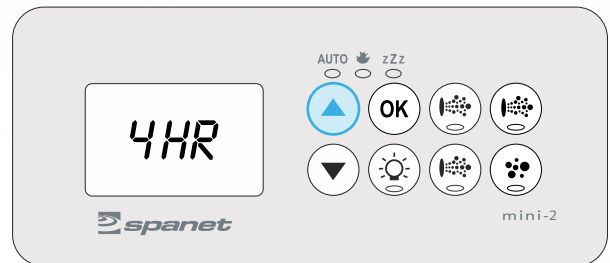
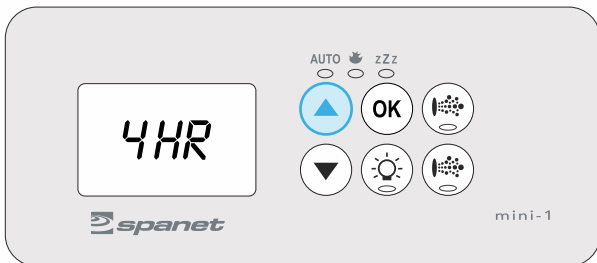
### Step 3

Press OK button to enter adjustment, display will show default setting = NONE (no cap on ozone runtime, ozone will operate whenever filtration pump engages to filter or heat the water)



### Step 4

Press UP button to adjust setting to maximum desired ozone runtime per day (i.e 4hrs)



### Step 5

Press OK button to confirm and save (display will return to O.MAX)

