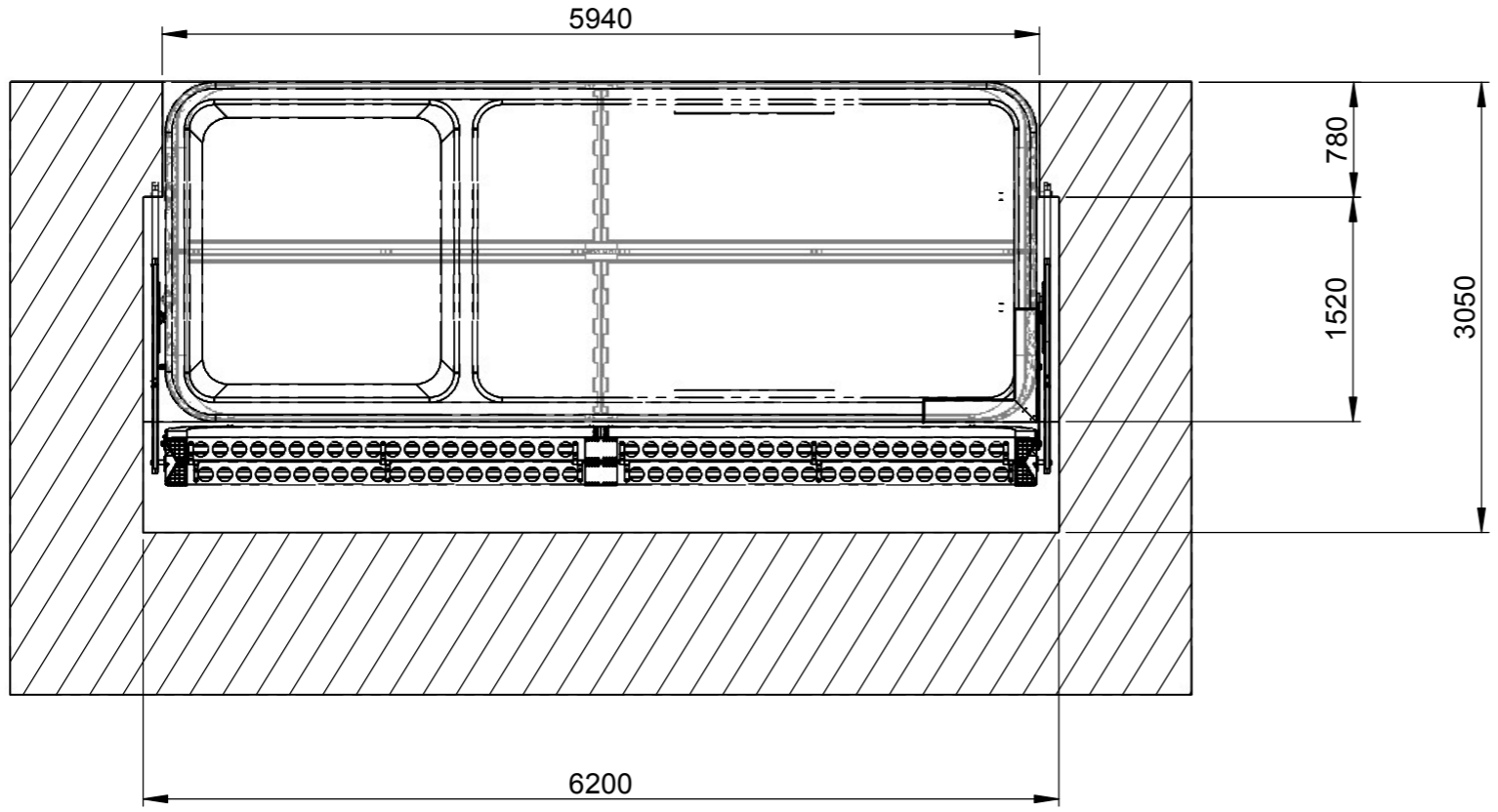


1 2 3 4 5 6 7 8

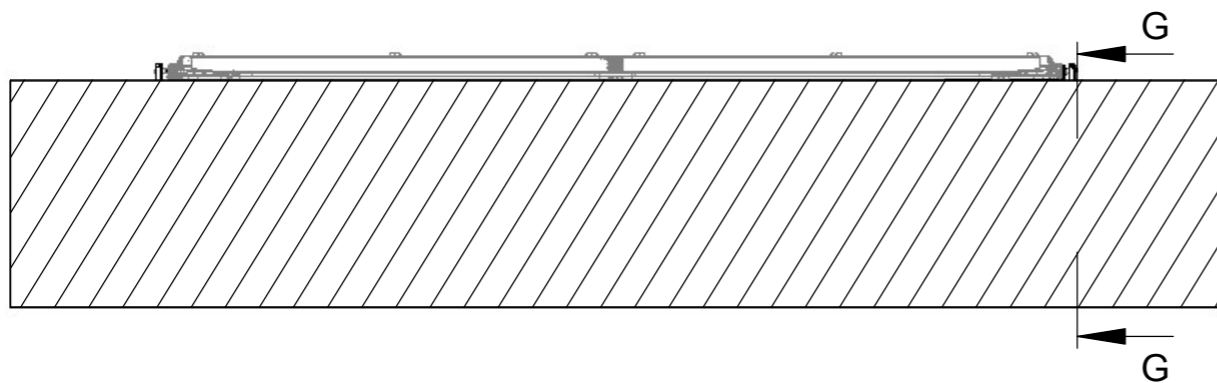
A A

DECK CUTOUT REFERENCE DIMENSIONS

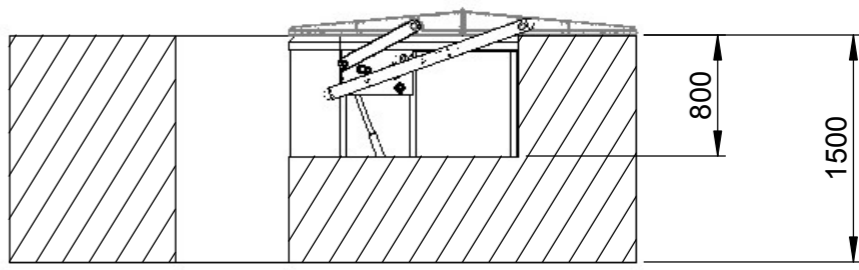
B B



C C



D D



SECTION G-G

E E



**GENERAL NOTES:**  
 1. PART MUST BE CLEAN WITH NO SINKS, FLASH, SHARP EDGES OR BURRS.  
 2. ALL DIMENSIONS ARE IN MILLIMETRES UNLESS OTHERWISE SPECIFIED.  
 3. ALL DIMENSIONS AND TOLERANCES TO APPLY AFTER FINAL TEXTURING AND SURFACE FINISHING.  
 4. REFER TO CAD DATA FILE (201680.IGES/.STEP/.X\_T) FOR MISSING DIMENSIONS.  
 5. UNLESS OTHERWISE STATED, ONLY USE RoHS COMPLIANT MATERIAL.

MATERIAL	As Parts
FINISH	As Parts
COLOUR	As Parts

DESCRIPTION		
<b>Cover Lifter Assm</b>		
DRAWN BY	CHECKED BY	DATE
ben.maclaren	steve.riddle	14-06-2022

PART NUMBER		
<b>201680</b>		
SIZE	SHEET	REVISION
A3	5 OF 11	04

This document contains confidential and proprietary information and rights that belongs to Vortex Spas Ltd. Using, or permitting the use of, any of the information contained herein, copying or imaging all or part of this document by any means, or permitting any such copying or imaging, or disclosing, or permitting the disclosure of, any of its content to third parties is strictly forbidden without express written consent of Vortex Spas Ltd. ©2022 Copyright Vortex Spas Ltd.

1 2 3 4 5 6 7 8

F F