

# Mercury™

## Technical Information Pack



**Vortex™**  
**Spas**

VXSSTP310124

Available exclusively at *Spa* WORLD

# Mercury™



JETS

46



WATER CAPACITY

1,018 litres



SEATING

5 seats



DIMENSIONS

2.00 x 2.00 x 0.82m



The image shows Vortex Mercury™ Avante spa on Gypsum colour shell and Coastal Grey cabinet.

## FEATURES

### Build

- Superior USA made Aristech™ acrylic
- Thermobond™ 4 layer shell construction
- 9 shell/cabinet colour combinations
- Duraflex™ 'no kink' PVC plumbing
- Aromatherapy
- Thermoclad™ maintenance-free cabinet

### Water care

- Purezone™ micro filtration
- Purezone™ Ozone water clarifier

### Lighting

- Hydroglow™ underwater LED floodlight

### Control

- SpaNet™ premium control systems
- Spa Health Indicator

### Hydrotherapy

- Neck therapy collar
- Twin Hydrotherapy loungers
- Individual seat pressure controls

### Upgrades included in Avante pack

- Purezone AOS™ Automatic Water Sterilizer
- PermaFrame™ timber-free construction
- ThermoLock™ Dual layer insulation
- Hydroflow™ stainless steel bearing-less jets
- Hydroglow™ LED backlit water cascade
- Hydroglow™ jet & topside control lighting
- Hydroglow™ perimeter & cabinet lighting
- Hydroglow™ programmable lighting
- Hydroglow™ backlit drink holders
- Hydroglow™ backlit laminar jets

### Optional extras

- SmartLINK™ Wifi connectivity
- Vortex™ Audio WiFi Kit
- SpaNet™ Hybrid heat pump

## WARRANTIES

Frame .....	Lifetime
Shell structure .....	10 yrs
Acrylic surface .....	5 yrs
Jets, plumbing & heater .....	5 yrs
Pumps & equipment .....	2 yrs

\* Conditions apply. Specifications may change without notice. Pictures may show options not available on all models.

# Mercury™

## Heights

---

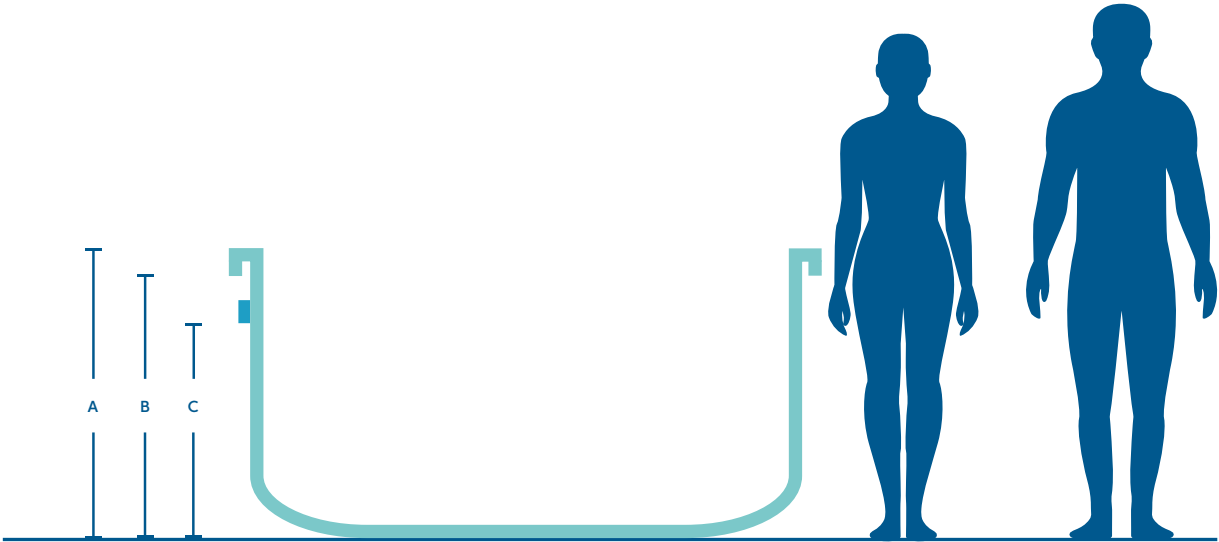


Illustration shows Mercury™ spa model

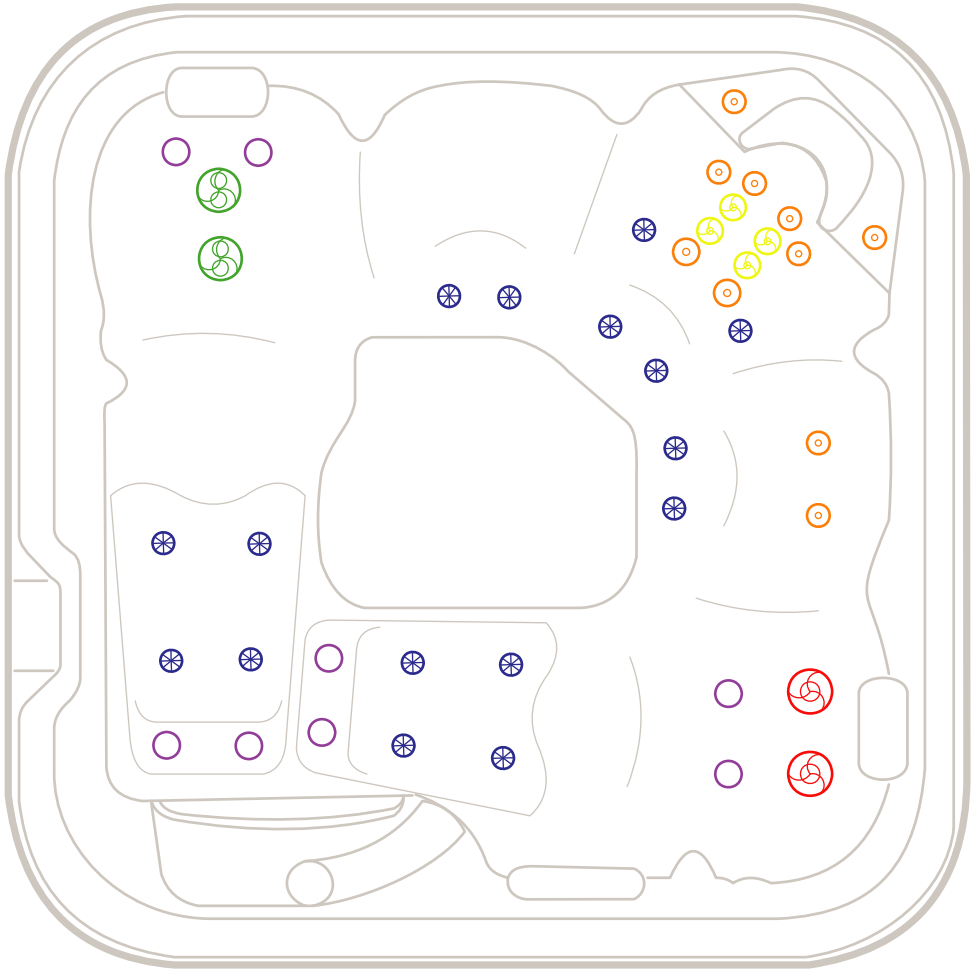
		Mercury™
Model dimensions		2.00(L) x 2.00(W)m
A	Total height +-20mm	0.82m
B	Product height under lip +-20mm	725mm
C	Height to bottom of health light +-25mm	525mm

\* Conditions apply. Specifications may change without notice. Pictures may show options not available on all models.



## Jet specifications

Dimensions: 2.00 x 2.00 x 0.82m



140mm Single Spinning Jets



140mm Twin Spinning Jets



100mm Directional Jets



65mm Twin Spinner Jets



40mm Air Jets



65mm Directional Jets

\* Conditions apply. Specifications may change without notice. Pictures may show options not available on all models.



Water capacity	1018L
Dry weight	310.5kg
Filled weight (incl cover)	1,342kg
Lift weight**	396kg
Intuitive spa controller	SV2
Power cable length***	Approximately 5 meters
Programmable circulation pump	1
Jet pump	1
Variable speed air blower	1
Variable output heater	3kW max
Recommended electrical supply	15 amps

\*\* The specified lift weights in the table above include the spa's dry weight, packaging, and hard cover. These are approximate weights and are intended as a guide only. All weights must be checked by the crane operator prior to the lift. (Cranes have the ability to check the weight)

\*\*\* The cable length is measured from the spa control box to the plug. For instance, if you prefer to exit the cable from the rear of a 2m spa (on the side opposite the control box), the length of the cable outside the spa will be only 3m (subtracting the 2m from the control box to the rear of the spa from the total cable length of 5m).

\* Conditions apply. Specifications may change without notice. Pictures may show options not available on all models.

# Mercury™

## Equipment location

---

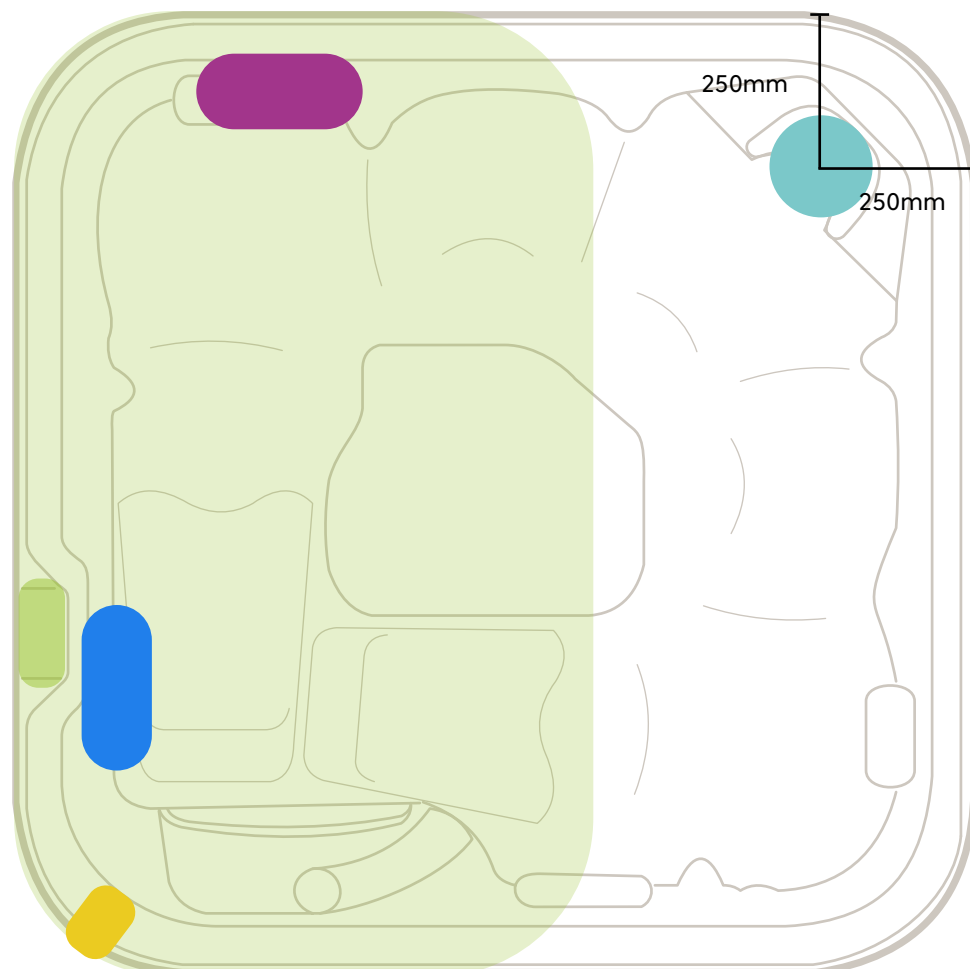
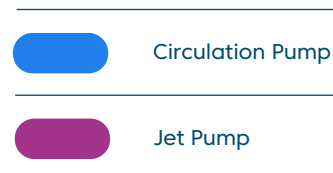
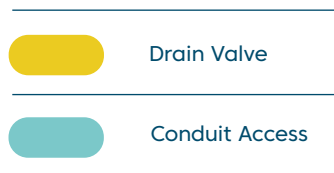



Illustration shows Mercury™ spa pool model

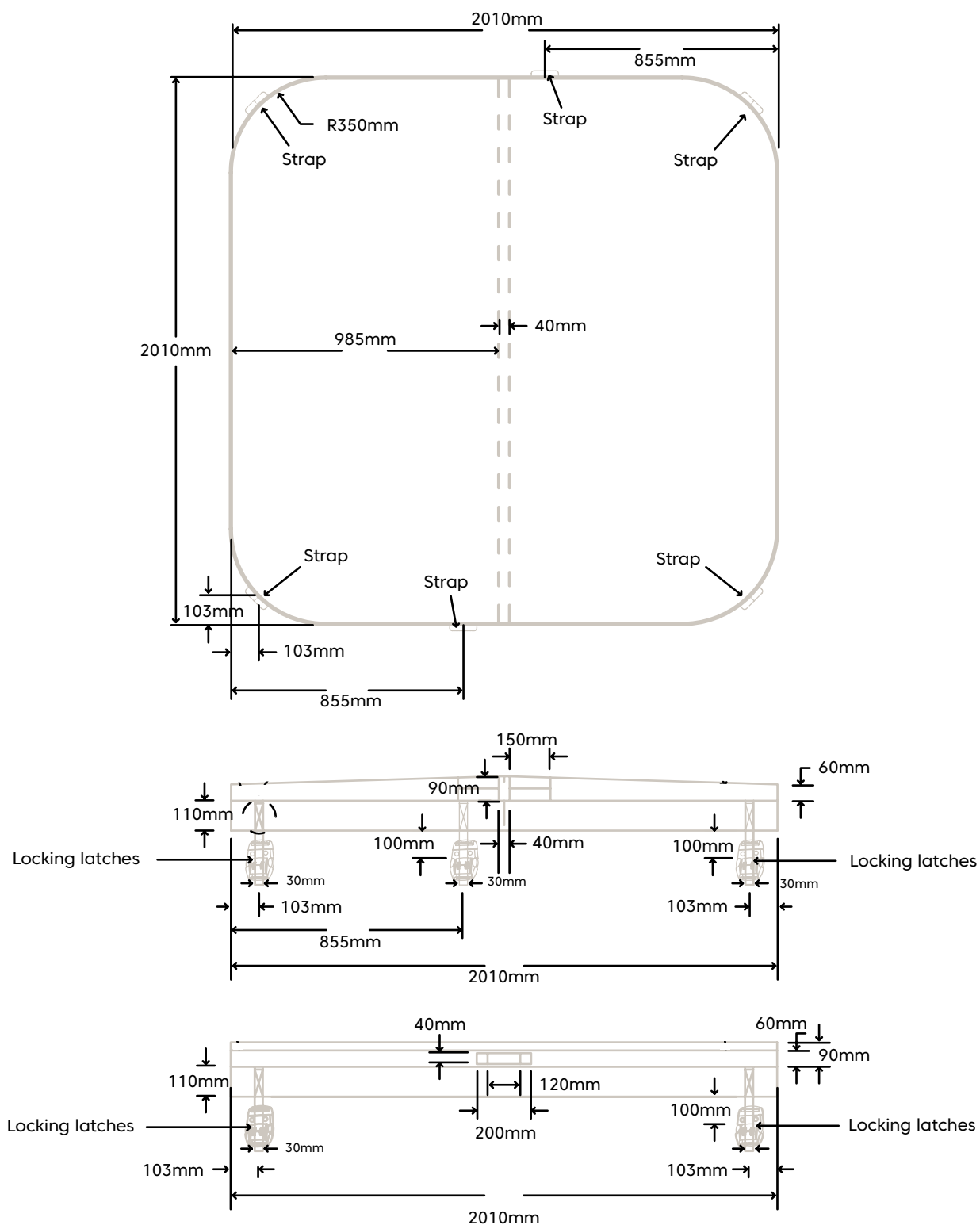


\* Conduit access should be no more than 100mm high above the concrete slab.

Note: This model has a rigid base, and if you choose to bring the piping conduit in from the bottom through the base, you will need to cut a hole into the base on-site before installation. The factory does not provide this hole. Please see the diagram above to find the location where you can drill the hole.

# Mercury™

## Standard Spa Cover





# Mercury™

## Planning details

---

Please visit the Spa World website for planning information including:

Property access

Electrical Information

Service access

Foundations, including generic slab

Pit and deck installation

Optional heat pump installation

Use your Smartphone to scan the QR code for your country:

Australia  
[spaworld.com.au](http://spaworld.com.au)



[Click here to find out more](#)

New Zealand  
[spaworld.co.nz](http://spaworld.co.nz)



[Click here to find out more](#)



# Vortex Mercury<sup>TM</sup>


## Plumbing Approval



# Vortex Mercury™

## Structural Certificate





# Vortex<sup>TM</sup> Spas

---

Available exclusively at *Spa* WORLD