

Grand Staircase-Escalante Partners

Survey App Instructions



Installation/Download

1. Go to Google Play Store (Android) or App Store (iOS) to install the 2 programs below.

Survey123 for ArcGIS



Survey123 for ArcGIS
Eri

QR Code Reader by Scan

(Other QR Code Reader program may have a slightly different layout and app opening functionality)



QR Code Reader
Scan

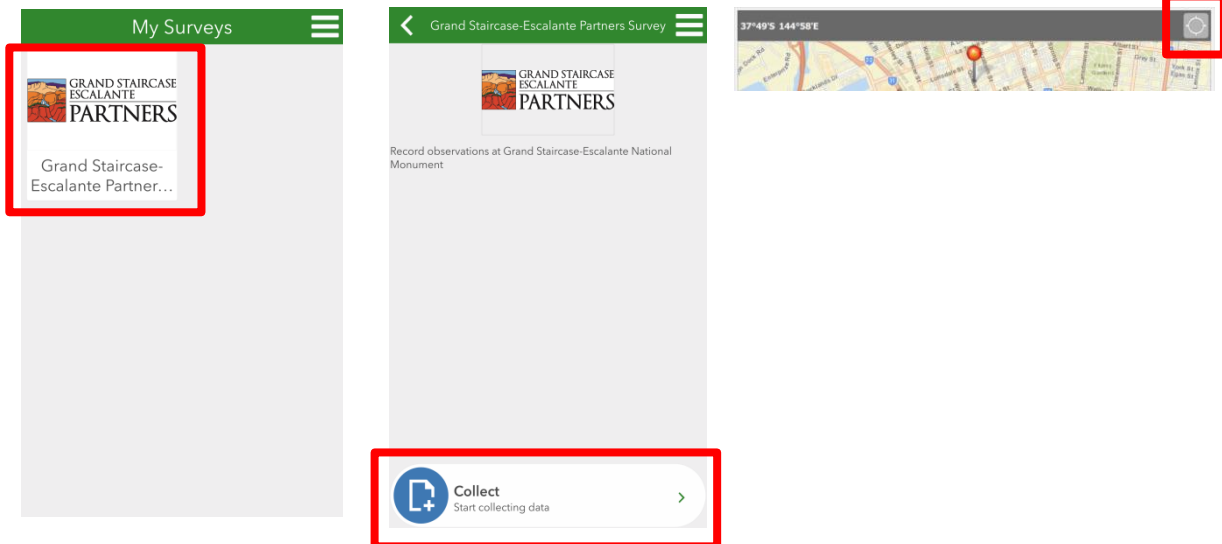
Open App

1. Open your *QR Code Reader App* and scan the QR Code below.



2. Click **OK** or **Open** when asked to open the URL or open the page in Survey123.
3. The survey app will be downloaded to your device and will automatically open.
4. Click **Allow** if asked for permission to access your location while using Survey123.

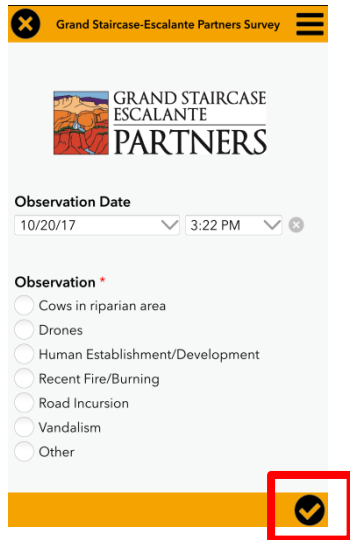
Re-Open App & Collect Location Information



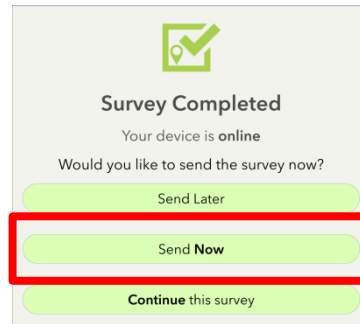
Submission

Online submission


1. Enter Data



2. Submit data

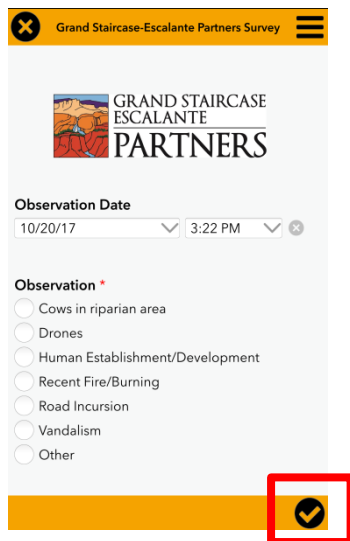


3. Review submitted data

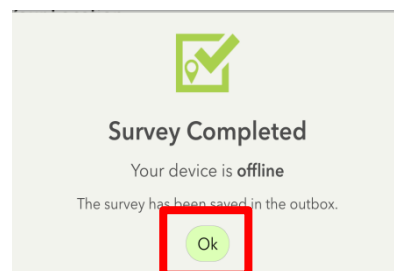


Offline submission & sync when internet connection is available

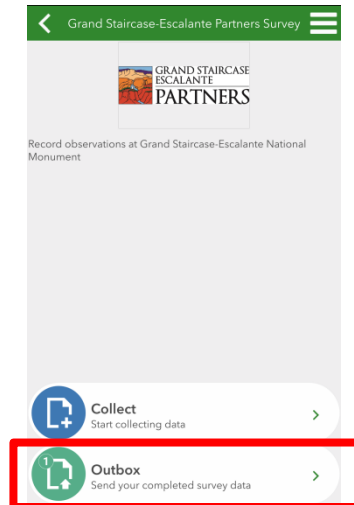
1. Enter Data



2. Submit data offline



3. Access saved data from Outbox



4. Send Outbox data when internet connection is available

