

KEY FEATURES

- **VERSITILE LIFTING CAPABILITES – 300KG WITH BODY ONLY UP TO A MAXIMUM OF 600KG SWL WITH ALL EXTENSION ARMS.**
- **DUAL CIRCUIT WITH TWO GAUGES TO SHOW VACUUM LEVELS.**
- **LIFTING EYE ON THE MAIN ARM AS WELL AS AN ADDITIONAL ON THE FRAME.**
- **SAFETY AUDIO ALARM BUILT IN**



**MANUAL 360
DEGREE ROTATION**



**MANUAL 90
DEGREE TILT**



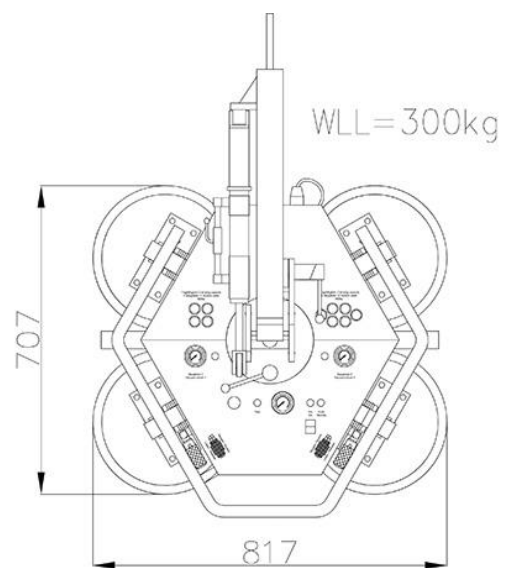
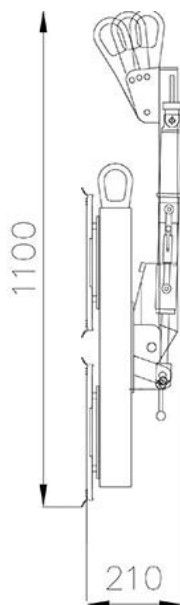
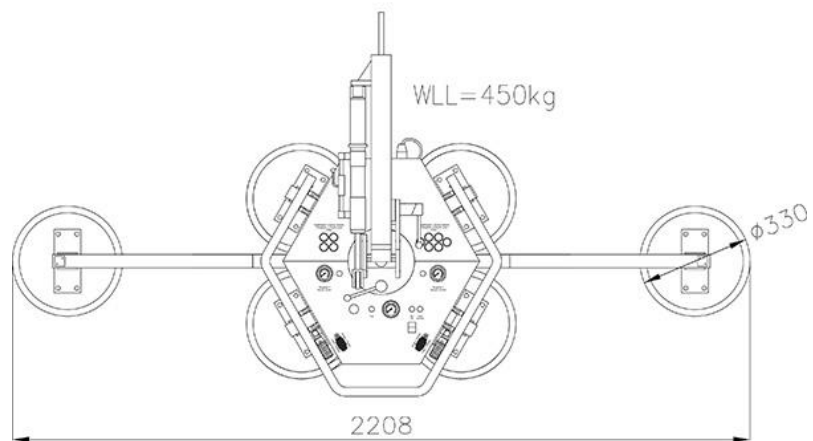
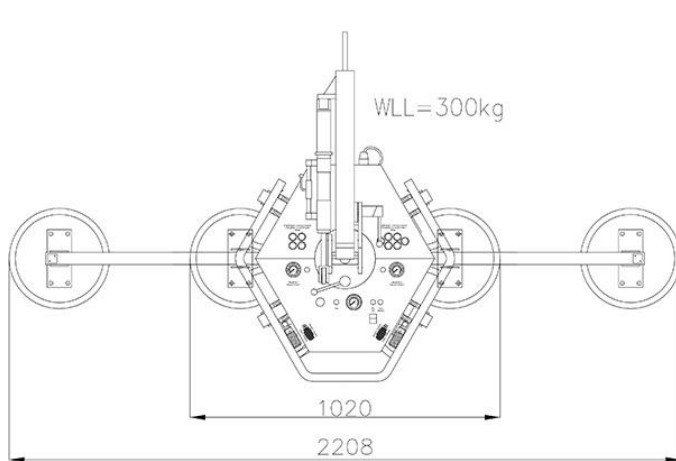
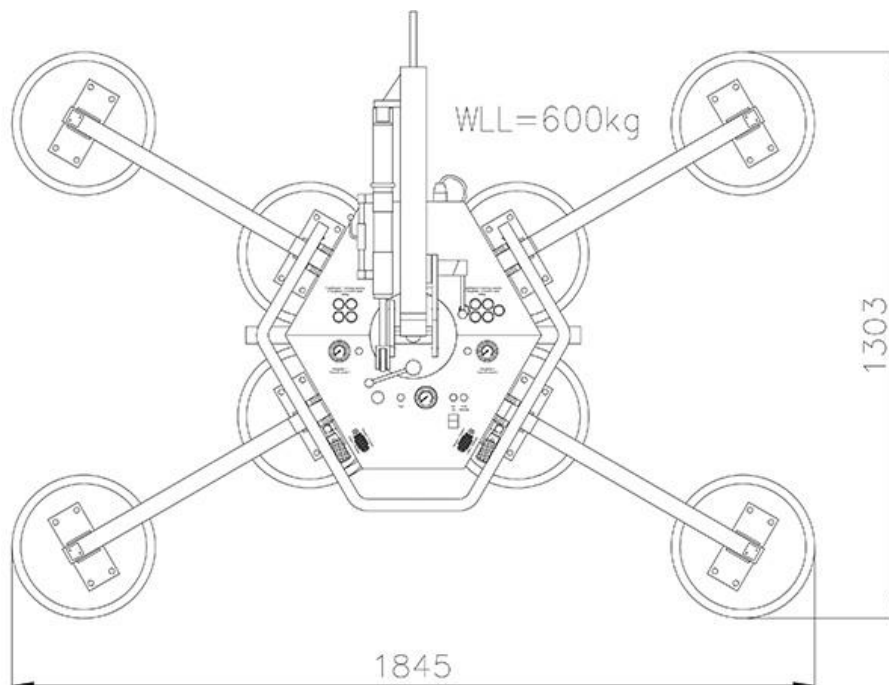
**COMES WITH A
TRANSPORTATION
TROLLEY**

TECHNICAL DATA

SAFE WORKING LOAD	4 PADS = 300KG (MAIN BODY) 6 PADS = 450KG (MAIN BODY + 2 EXT. ARMS) 8 PADS = 600KG (MAIN BODY + 4 EXT. ARMS)
WEIGHTS	55KG MAIN BODY ONLY 65KG WITH 2 EXTENSION ARMS 75KG WITH 4 EXTENSION ARMS 95KG WITH TROLLEY AND ALL EXTENSION ARMS (APPROXIMATELY)
POWER SUPPLY	12V BATTERY MAINS-INDEPENDENT WITH INTEGRATED CHARGER, WITH BUILT IN GAUGE ON MACHINE TO SHOW BATTERY LEVEL
ROTATION FEATURE	CONTINUOUS 360° MANUAL ROTATION WHICH IS LOCKABLE EVERY 45°
DIMENSIONS	REFER TO PAGE 2

MORE THAN JUST SPIDER CRANES...





MORE THAN JUST SPIDER CRANES...

CUSTOMER SUPPORT
info@amchire.com



NATIONAL HELPLINE
0844 770 6774



VIEW OUR FULL RANGE
amchire.com

