

**BEARINGS AND PARTS THEREOF**

PRODUCT CATEGORY CLASSIFICATION: UN CPC 4331, 4332 (SUBSET), 4333 (SUBSET)

**PCR REGISTRATION NUMBER**

VERSION NUMBER 1.0, 20XX-YY-ZZ. DRAFT VERSION FOR OPEN CONSULTATION. DO NOT USE OR CITE.

VALID UNTIL 20XX-YY-ZZ

**DRAFT PCR FOR OPEN  
CONSULTATION**

BEARINGS AND PARTS THEREOF  
PRODUCT CATEGORY CLASSIFICATION: UN CPC 4331, 4332 (SUBSET), 4333 (SUBSET)

## INTRODUCTION TO OPEN CONSULTATION

This draft PCR is available for open consultation from 2022-05-03 until 2022-07-02. Feel free to forward the draft to any other stakeholder you might think is relevant, including colleagues and other organizations.

We are interested in comments from stakeholders on:

- General
  - Alignment with PCRs available in other programmes for type III environmental declarations, industry-specific LCA guides or similar.
- Scope of PCR
  - Product category definition and description
  - Classification of product category using CPC codes
- Goal and scope, life cycle inventory and life cycle impact assessment
  - Functional unit/declared unit
  - System boundary
  - Allocation rules
  - Data quality requirements
  - Examples of databases for generic data
  - Impact categories and impact assessment methodology
- Additional information

Comments may be sent directly to the PCR Moderator (contact details available in Section 1). There is a template for comments on [www.environdec.com](http://www.environdec.com) that may be used.

For questions about the PCR, please contact the PCR moderator. For general questions about the International EPD® System, EPD or PCR development, please contact the Secretariat via [pcr@environdec.com](mailto:pcr@environdec.com).

## TABLE OF CONTENTS

1	Introduction .....	4
2	General information .....	5
2.1	Administrative information .....	5
2.2	Scope of PCR.....	5
3	PCR review and background information.....	8
3.1	Open consultation .....	8
3.2	PCR review .....	8
3.3	Existing PCRs for the product category .....	8
3.4	Reasoning for development of PCR.....	9
3.5	Underlying studies used for PCR development.....	9
4	Goal and scope, life cycle inventory and life cycle impact assessment .....	10
4.1	Declared/Functional unit.....	10
4.2	technical specification, lifespan and Reference service life (RSL) .....	10
4.3	System boundary .....	10
4.4	System diagram .....	13
4.5	Cut-off rules.....	13
4.6	Allocation rules .....	13
4.7	Data quality requirements and selection of data .....	14
4.8	Environmental performance indicators.....	17
4.9	including multiple products in the same EPD .....	17
5	Content and format of EPD.....	19
5.1	EPD languages .....	19
5.2	Units and quantities .....	19
5.3	Use of images in EPD .....	20
5.4	EPD reporting format.....	20
6	List of abbreviations.....	25
7	References.....	27
8	Version history of PCR .....	28

BEARINGS AND PARTS THEREOF  
PRODUCT CATEGORY CLASSIFICATION: UN CPC 4331, 4332 (SUBSET), 4333 (SUBSET)

# 1 INTRODUCTION

This document constitutes Product Category Rules (PCR) developed in the framework of the International EPD® System: a programme for type III environmental declarations<sup>1</sup> according to ISO 14025:2006, ISO 14040:2006, ISO 14044:2006, and product-specific standards such as EN 15804 and ISO 21930 for construction products. Environmental Product Declarations (EPD) are voluntary documents for a company or organisation to present transparent, consistent and verifiable information about the environmental performance of their products (goods or services).

The rules for the overall administration and operation of the programme are the General Programme Instructions (GPI), publicly available at [www.environdec.com](http://www.environdec.com). A PCR complements the GPI and the normative standards by providing specific rules, requirements and guidelines for developing an EPD for one or more specific product categories (see Figure 1). A PCR should enable different practitioners using the PCR to generate consistent results when assessing products of the same product category.

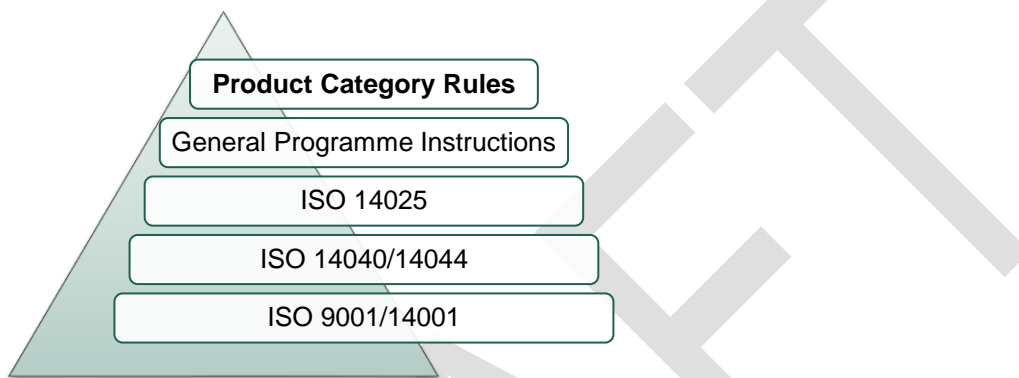


Figure 1 The hierarchy between PCRs, standards and other documents.

Within the present PCR, the following terminology is adopted:

- The term “shall” is used to indicate what is obligatory, i.e. a requirement.
- The term “should” is used to indicate a recommendation, rather than a requirement. Any deviation from a “should” requirement shall be justified in the PCR development process.
- The terms “may” or “can” is used to indicate an option that is permissible.

For definitions of further terms used in the document, see the normative standards.

A PCR is valid for a pre-determined period of time to ensure that it is updated at regular intervals. The latest version of the PCR is available at [www.environdec.com](http://www.environdec.com). Stakeholder feedback on PCRs is very much encouraged. Any comments on this PCR may be sent directly to the PCR Moderator and/or the Secretariat during its development or during its period of validity.

Any references to this document shall include the PCR registration number, name and version.


The programme operator maintains the copyright of the document to ensure that it is possible to publish, update, and make it available to all organisations to develop and register EPDs. Stakeholders participating in PCR development should be acknowledged in the final document and on the website.

<sup>1</sup> Type III environmental declarations in the International EPD® System are referred to as EPDs, Environmental Product Declarations.

BEARINGS AND PARTS THEREOF  
PRODUCT CATEGORY CLASSIFICATION: UN CPC 4331, 4332 (SUBSET), 4333 (SUBSET)

## 2 GENERAL INFORMATION

### 2.1 ADMINISTRATIVE INFORMATION

Name:	Bearings and parts thereof
Registration number and version:	<i>To be added by the Secretariat</i>
Programme:	 The International EPD® System
Programme operator:	EPD International AB, Box 210 60, SE-100 31 Stockholm, Sweden. Website: <a href="http://www.environdec.com">www.environdec.com</a> E-mail: <a href="mailto:info@environdec.com">info@environdec.com</a>
PCR Moderator:	Junfeng Wang, SKF, cearo.wang@skf.com
PCR Committee:	SKF IVL Swedish Environmental Research Institute
Date of publication and last revision:	<i>To be added by the Secretariat</i>
Valid until:	<i>To be added by the Secretariat</i>
Schedule for renewal:	<p>A PCR is valid for a pre-determined time period to ensure that it is updated at regular intervals. When the PCR is about to expire, the PCR Moderator shall initiate a discussion with the Secretariat how to proceed with updating the PCR and renewing its validity.</p> <p>A PCR may also be updated without prolonging its period of validity, provided significant and well-justified proposals for changes or amendments are presented.</p> <p>See <a href="http://www.environdec.com">www.environdec.com</a> for the latest version of the PCR.</p> <p>When there has been an update of the PCR, the new version should be used to develop EPDs. The old version may however be used for 90 days after the publication date of the new version, as long as the old version has not expired.</p>
Standards conformance:	General Programme Instructions of the International EPD® System, version 4.0, based on ISO 14025 and ISO 14040/14044
PCR language(s):	At the time of publication, this PCR was available in English. If the PCR is available in several languages, these are available at <a href="http://www.environdec.com">www.environdec.com</a> . In case of translated versions, the English version takes precedence in case of any discrepancies.

### 2.2 SCOPE OF PCR

#### 2.2.1 PRODUCT CATEGORY DEFINITION AND DESCRIPTION

This document provides Product Category Rules (PCR) for the assessment of the environmental performance of bearings and parts thereof and the declaration of this performance by an EPD. The product category corresponds to UN CPC 4331 (Ball or roller bearings),

BEARINGS AND PARTS THEREOF

PRODUCT CATEGORY CLASSIFICATION: UN CPC 4331, 4332 (SUBSET), 4333 (SUBSET)

a subset of UN CPC 4332 (Transmission shafts and cranks; bearing housings and plain shaft bearings; gears and gearing; ball or roller screws, gear boxes and other speed changers; flywheels and pulleys; clutches and shaft couplings; articulated link chain), and a subset of UN CPC 4333 (Parts for the goods of classes 4331 and 4332). The subset of UN CPC 4332 covered is bearing housings and plain shaft bearings, and the subset of UN CPC 4333 covered are parts for the goods of classes 4331 and 4332 that are included in the scope, as described in the following:

- Division: 43 – General-purpose machinery
  - Group: 433 - Bearings, gears, gearing and driving elements, and parts thereof
    - Class: 4331 - Ball or roller bearings (this PCR)
    - Class: 4332 - Bearing housings and plain shaft bearings (this PCR)
    - Class: 4333 - Parts for the goods of classes 4331 and 4332 (this PCR)

More information about the UN CPC classification is available at: <https://unstats.un.org/unsd/classifications/Family/Detail/1074>

**Ball or roller bearings** belong to rolling bearings. Rolling bearings support and guide, with minimal friction, rotating or oscillating machine elements – such as shafts, axles or wheels – and transfer loads between machine components. Rolling bearings provide high precision and low friction and therefore enable high rotational speeds while reducing noise, heat, energy consumption and wear. A typical rolling bearing consists of the following components:

- an inner ring
- an outer ring
- balls or rollers, as rolling elements
- a cage

The two basic types of rolling element distinguish the two basic types of rolling bearing:

- ball → ball bearing
- roller → roller bearing

Balls and rollers are different in how they make contact with the raceways:

- Balls make point contact with the ring raceways. With increasing load acting on the bearing, the contact point becomes an elliptical area. The small contact area provides low rolling friction, which enables ball bearings to accommodate high speeds but also limits their load-carrying capacity.
- Rollers make line contact with the ring raceways. With increasing load acting on the bearing, the contact line becomes somewhat rectangular in shape. Because of the larger contact area and the consequently higher friction, a roller bearing can accommodate heavier loads, but lower speeds, than a same-sized ball bearing.

**Bearing housings:** a bearing housing is to

- support the bearing and transmit operating static and dynamic loads
- protect the bearing and lubricant from contaminants
- contain the lubricant and accommodate lubrication system components
- accommodate monitoring system components
- maximize the performance and service life of the incorporated bearings

Bearing housings are typically made of grey cast iron or spheroidal graphite cast iron, typical types of bearing housings including: split plummer (pillow) block housing, non-split plummer (pillow) block housing, flanged housing, take-up housing, two-bearing housing, and also specific housings which have features that enable them to be used in special operating conditions, etc.

**Plain shaft bearings:** plain bearings are composed of two parts. On one hand, there is the fixed part, which bears the loads, known as the support; and on the other, the area that gets worn, in other words, the one that is in contact with the moving element, the bush. With the purpose of minimizing the losses generated by the bearing friction, material pairs with low friction coefficient are generally used, or a lubricant is added between the parts: solid – graphite or teflon -, liquid – oil – or gaseous – pressurized air.

Plain bearings can be manufactured from a variety of materials, including Metal-Polymer, Engineered Plastics, Fiber Reinforced Composite and Metals that reduce noise, increase service life, eliminate lubricants and improve efficiency, etc.

BEARINGS AND PARTS THEREOF

PRODUCT CATEGORY CLASSIFICATION: UN CPC 4331, 4332 (SUBSET), 4333 (SUBSET)

**Bearing Units** are also included in this PCR. For example, Roller Bearing Units consist of a bearing, housing, lubricant and seals as well as a mechanism to lock the bearing inner ring onto the shaft. These ready-to-mount units are assembled, lubricated and sealed at the factory for maximum service life. Bearing units require less maintenance, they are also easy to install and replace.

## 2.2.2 GEOGRAPHICAL SCOPE

This PCR may be used globally.

## 2.2.3 EPD VALIDITY

An EPD based on this PCR shall be valid for a 5-year period starting from the date of the verification report ("approval date"), or until the EPD has been de-registered from the International EPD® System.

An EPD shall be updated and re-verified during its validity if changes in technology or other circumstances have led to:

- an increase of 10% or more of any of the declared indicators of environmental impact,
- errors in the declared information, or
- significant changes to the declared product information, content declaration, or additional environmental, social or economic information.

If such changes have occurred, but the EPD is not updated, the EPD owner shall contact the Secretariat to de-register the EPD.

### 3 PCR REVIEW AND BACKGROUND INFORMATION

This PCR was developed in accordance with the PCR development process described in the GPI of the International EPD® System, including open consultation and review.

#### 3.1 OPEN CONSULTATION

##### 3.1.1 VERSION 1.0

This PCR is available for open consultation from 2022-05-03 until 2022-07-02, during which any stakeholder is able to provide comments by contacting the PCR Moderator and/or the Secretariat.

Stakeholders were invited via e-mail or other means to take part in the open consultation and were encouraged to forward the invitation to other relevant stakeholders. The following stakeholders provided comments during the open consultation and agreed to be listed as contributors in the PCR and at [www.environdec.com](http://www.environdec.com).

- *List of stakeholder names and affiliation to be added after the open consultation*

#### 3.2 PCR REVIEW

##### 3.2.1 VERSION 1.0

PCR review panel:	The Technical Committee of the International EPD® System. A full list of members is available at <a href="http://www.environdec.com">www.environdec.com</a> . The review panel may be contacted via <a href="mailto:info@environdec.com">info@environdec.com</a> .  Members of the Technical Committee were requested to state any potential conflict of interest with the PCR Committee, and if there were conflicts of interest they were excused from the review.
Chair of the PCR review:	<i>To be added by the Secretariat</i>
Review dates:	<i>To be added by the Secretariat</i>

#### 3.3 EXISTING PCRS FOR THE PRODUCT CATEGORY

As part of the development of this PCR, existing PCRs and other internationally standardized methods that could potentially act as PCRs were considered to avoid unnecessary overlaps in scope and to ensure harmonisation with established methods of relevance for the product category. The existence of such documents was checked among the following EPD programmes and international standardisation bodies:

- International EPD® System. [www.environdec.com](http://www.environdec.com)
- EPD Norge. <https://www.epd-norge.no/>
- IBU. <https://ibu-epd.com/>
- EPD Italy. <https://www.epditaly.it/view-PCR/>
- PEP Ecopassport. <http://www.pep-ecopassport.org/>
- Product Environmental Footprint (PEF). [www.ec.europa.eu/environment/eussd/smgp](http://www.ec.europa.eu/environment/eussd/smgp)

Table 1 lists the identified PCRs and other standardized methods.

Table 1 Existing PCRs and other internationally standardized methods that were considered to avoid overlap in scope and to ensure harmonisation with established methods.

NAME OF PCR/STANDARD	PROGRAMME/ STANDARDISATION BODY	REGISTRATION NUMBER, VERSION NUMBER/DATE OF PUBLICATION	SCOPE
----------------------	---------------------------------	---	-------



BEARINGS AND PARTS THEREOF

PRODUCT CATEGORY CLASSIFICATION: UN CPC 4331, 4332 (SUBSET), 4333 (SUBSET)

PCR 2014:10 Fabricated steel products, except construction products, machinery and equipment	International EPD® System	2014:10 VERSION 2.12 VALID UNTIL: 2022-10-04 PUBLICATION DATE: 2019-09-06	No overlap in scope. Rules for developing EPDs for finished steel products (non-construction)
PCR 2015:03 Basic iron or steel products & special steels, except construction steel products	International EPD® System	2015:03 VERSION 2.0 VALID UNTIL: 2024-03-27 PUBLICATION DATE: 2020-03-27	No overlap in scope. Rules for developing EPDs for basic steel and iron products (non-construction)
NPCR 013 Part B for steel and aluminium construction products (references to EN15804+A2)	EPD NORGE	NPCR 013 VERSION 4.0 VALID UNTIL: 2024-04-10 PUBLICATION DATE: 2021-10-6	No overlap in scope. Rules for developing EPDs for finished steel and aluminium products (construction)
NPCR 013 Part B for steel and aluminium construction products	EPD NORGE	NPCR 013 VERSION 3.0 VALID UNTIL: 2024-04-10 PUBLICATION DATE: 2019-04-10	No overlap in scope. Rules for developing EPDs for finished steel and aluminium products (construction)
PEFCR 2019-06-28 for Metal Sheets for Various Applications	European Commission	PEFCR 2019-06-28 Expired on Dec 31, 2021.	No overlap in scope. Rules for developing PEFs for metal sheets (construction and non-construction)

No existing PCRs or other relevant internationally standardized methods with overlapping scope were identified

### 3.4 REASONING FOR DEVELOPMENT OF PCR

This PCR was developed to enable publication of EPDs for this product category based on ISO 14025, ISO 14040/14044. The PCR enables different practitioners to generate consistent results when assessing the environmental impact of products of the same product category, and thereby it supports comparability of products within a product category.

### 3.5 UNDERLYING STUDIES USED FOR PCR DEVELOPMENT

The methodological choices made during the development of this PCR (declared/functional unit, system boundary, allocation methods, impact categories, data quality rules, etc.) were primarily based on the following underlying studies:

- Ekdahl, Å., 2007. Report 2001:1, Life Cycle Assessment on SKF's Spherical Roller Bearing. 24024, Chalmers University of Technology.
- Rinde, B, 2008. LCA and Methodological Choices for Identification of Improvement Potential - Case Study Bearing Unit, Chalmers University of Technology.
- Agestam, K, 2011. Comparison of sealed and open roller bearings using an environmental life cycle perspective-study including a life cycle assessment for a specific application and development of a life cycle based tool.
- Ranjan, P, Agrawal, R, and Jain, JK, 2019, Proceedings of the International Conference on Industrial Engineering and Operation Management Pilsen, Cze Republic, July 23-26, 2019.

BEARINGS AND PARTS THEREOF  
 PRODUCT CATEGORY CLASSIFICATION: UN CPC 4331, 4332 (SUBSET), 4333 (SUBSET)

## 4 GOAL AND SCOPE, LIFE CYCLE INVENTORY AND LIFE CYCLE IMPACT ASSESSMENT

The goal of this section is to provide specific rules, requirements and guidelines for developing an EPD for the product category as defined in Section 2.2.1.

### 4.1 DECLARED/FUNCTIONAL UNIT

This PCR uses a declared unit instead of a functional unit.

The declared unit shall be defined as one bearing unit.

To increase comparability between EPDs, it is therefore important to specify technical properties of relevance for the application/use of the product, when known. In the EPD, the use of the bearings (e.g., bearings used for wind turbine, car, etc.) and basic design parameters (designed service lifespan, rotary speed, etc.) should be declared.

### 4.2 TECHNICAL SPECIFICATION, LIFESPAN AND REFERENCE SERVICE LIFE (RSL)

Due to the large number of bearing product categories and different application scenarios, there are big differences in designed service lifespan for different types of bearings, and it is difficult to specify one reasonable RSL year. The RSL will be based on the usage of the bearing in different industries and designed lifespan.

The bearing lifespan should be based on ISO 281, the basic rating life should be calculated as:

$$L_{10} = \left( \frac{C_r}{P_r} \right)^{10/3}$$

*Cr*: basic dynamic load rating, in newtons

*Pr*: dynamic equivalent load, in newtons

Related technical specifications should be declared:

diameter	weight
rotary speed,	load
rating lifetime	friction coefficient

Some general RSL for bearing unit used in different industries:

Wind Power	20 years
Metallurgy	7 years
Automobiles and electric vehicles	15 years
Railway	15 years
General industry	10 years
Logistic	10 years

### 4.3 SYSTEM BOUNDARY

The scope of this PCR and EPDs based on it is cradle-to-grave.

BEARINGS AND PARTS THEREOF  
PRODUCT CATEGORY CLASSIFICATION: UN CPC 4331, 4332 (SUBSET), 4333 (SUBSET)

### 4.3.1 LIFE-CYCLE STAGES

For the purpose of different data quality rules and for the presentation of results, the life cycle of the product is divided into three life cycle stages:

- Upstream processes (from cradle-to-gate)
- Core processes (from gate-to-gate)
- Downstream processes (from gate-to-grave)

In the EPD, the environmental performance associated with each of the three life-cycle stages above shall be reported separately and in aggregated form. The processes included in the scope of the PCR and belonging to each life cycle stage are described in Sections 4.3.1.1–4.3.1.3.

#### 4.3.1.1. Upstream processes

The following unit processes are part of the product system and shall be classified as upstream processes:

- Extraction and processing of raw materials for all main parts and components.
- Production of auxiliary products used in the core process.
- Production of main parts and components used in the core process.
- Production of semi-products used in the core process, if applicable.
- Manufacturing of primary and secondary packaging, if relevant.
- Transportation processes (e.g. raw material, packaging, main parts and components, semi-product to the factory).
- Generation of electricity and production of fuels, steam and other energy carriers used in upstream processes.

Upstream processes not listed may also be included. All elementary flows at resource extraction shall be included, except for the flows that fall under the general cut-off rule in Section 4.5.

#### 4.3.1.2. Core processes

The following unit processes are part of the product system and shall be classified as core processes:

- Semi-product further processing, e.g., grinding and heat treatment if applicable
- Internal transports within the manufacturing plant.
- Assembly of the final product.
- Packaging of the manufactured product, if applicable and relevant.
- End-of-life treatment of manufacturing waste (e.g. slags, sludge, dust), even if carried out by third parties, including transportation.
- Direct emissions generated in the core processes (e.g. NO<sub>x</sub>, SO<sub>x</sub>, heavy metals, PM).
- Generation of electricity and production of fuels, steam and other energy carriers used in core processes.

Core processes not listed may also be included. Manufacturing of a minimum of 99% of the total weight of the declared product, including packaging if relevant, shall be included.

The following processes shall not be included:

- Manufacturing of production equipment, buildings and other capital goods.
- Maintenance of machineries and other operations made occasionally (i.e. > 3 years frequency) or in emergency situations
- Business travel of personnel.
- Travel to and from work by personnel.
- Research and development activities.

Any other exclusion of life-cycle stages and unit processes shall be described and justified in the EPD.

BEARINGS AND PARTS THEREOF

PRODUCT CATEGORY CLASSIFICATION: UN CPC 4331, 4332 (SUBSET), 4333 (SUBSET)

#### 4.3.1.3. Downstream processes

The following unit processes are part of the product system and shall be classified as downstream processes:

- Transportation of the product to distribution platform/retailer/consumer.
- Product use and maintenance activities, e.g., use of lubricant, maintenance service, remanufacturing of bearings.
- End-of-life treatment of the product, like recycling (including end-of-life remanufacturing) and other treatment.
- End-of-life processes of packaging waste, if relevant.

### 4.3.2 OTHER BOUNDARY SETTING

#### 4.3.2.1. Boundary towards nature

Boundaries to nature are defined as where the flows of material and energy resources leaves nature and enters the technical system (i.e. the product system). Emissions cross the system boundary to nature when they are emitted to air, soil or water.

#### 4.3.2.2. Boundary towards other technical systems

Boundaries towards other technical systems define the flow of materials and components to/from the product system under study and from/to other product systems. If there is an inflow of recycled material to the product system in the production/manufacturing stage, the transport from the scrapyard/collection site to the recycling plant, the recycling process, and the transportation from the recycling plant to the site where the material is being used shall be included. If there is an outflow of material or component to recycling, the transportation of the material to the scrapyard/collection site shall be included. The material or component going to recycling is then an outflow from the product system.

See Section 4.6 for further guidance.

#### 4.3.2.3. Temporal boundary

The temporal boundary defines the time period for which the life cycle inventory data is recorded, e.g. for how long emissions from waste deposits are accounted. As default, the time period over which inputs to and outputs from the product system is accounted for shall be 100 years from the year that the LCA model best represents, considering the representativeness of the inventory data. This year shall, as far as possible, represent the year of the publication of the EPD.

#### 4.3.2.4. Geographical boundary

The geographical boundary defines the geographical coverage of the LCA. This shall reflect the physical reality of the product under study, accounting for the representativeness of technology, input materials and input energy.

## 4.4 SYSTEM DIAGRAM

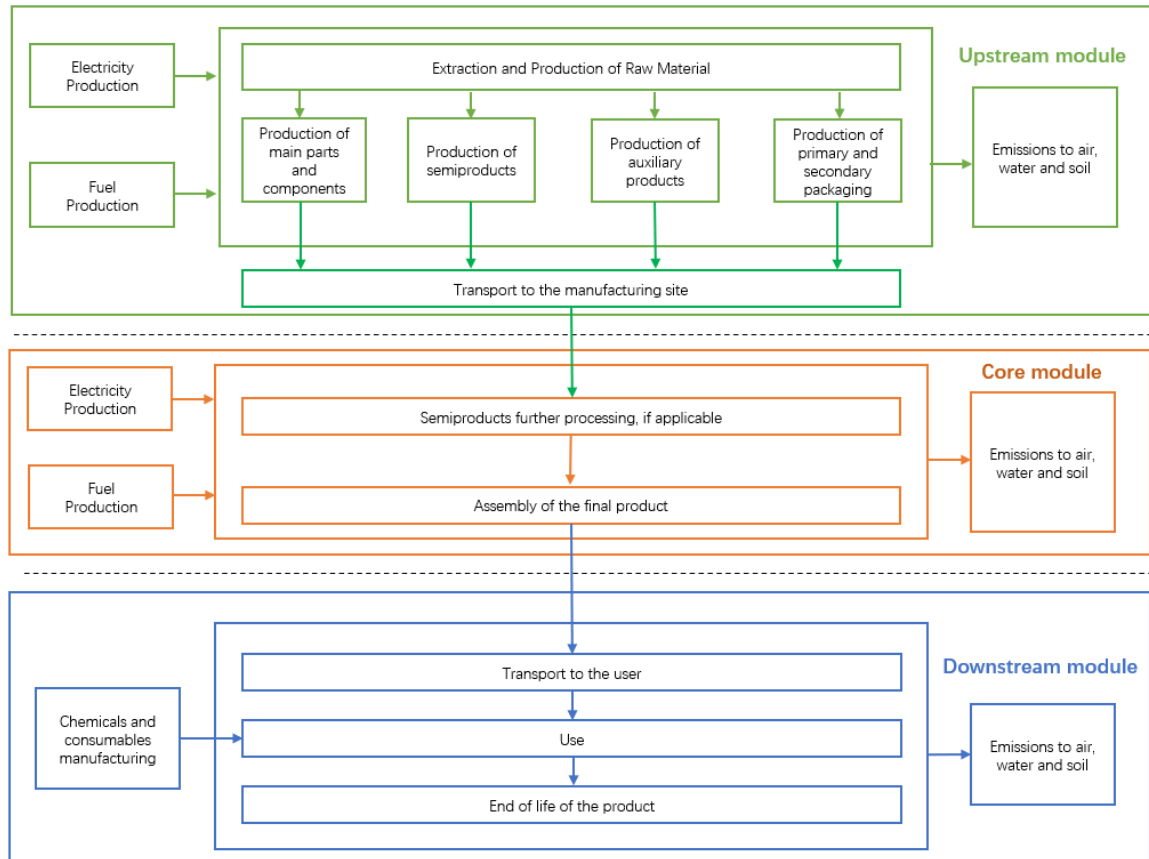


Figure 2 System diagram illustrating the processes that shall be included in the product system, divided into upstream, core and downstream processes. The illustration of processes to include may not be exhaustive. If any omission of lifecycle stages and processes are made, the system diagram should indicate it.

## 4.5 CUT-OFF RULES

A cut-off rule of 1% shall be applied. In other words, the included inventory data (not including inventory data of processes that are explicitly outside the system boundary as described in Section 0) shall together give rise to at least 99% of the results of any of the environmental impact categories. Also, 99% of the mass of the product content and 99% of the energy use of the product life cycle shall be accounted for. The cut-off of inventory data should, however, be avoided, and all available inventory data shall be used.

The cut-off of inventory data, based on the above cut-off rule, should be an output of a sensitivity analysis, alone or in combination with expert judgment based on experience of similar product systems. Further, the cut-off shall be possible to verify in the verification process, hence the exclusion of inventory data based on the cut-off rule shall be documented in the LCA report, and the EPD developer shall provide the information the verifier considers necessary to verify the cut-off.

## 4.6 ALLOCATION RULES

Allocation can be divided into allocation of co-products, i.e. allocation of unit processes that generate several products, and allocation of waste, i.e. allocation of unit processes that generate materials that are, for example, landfilled recovered, recycled or reused, and which require further processing to cease being waste and become products (see criteria for end-of-waste state in Section 4.6.2).

The principles for allocation of co-products and allocation of waste are described separately in the following subsections

## 4.6.1 CO-PRODUCT ALLOCATION

The following hierarchy of allocation methods shall be followed for co-product allocation:

1. Allocation shall be avoided, if possible, by dividing the process to be allocated into sub-processes and collecting the inventory data for each sub-process.
2. If allocation cannot be avoided, the inventory data should be partitioned between the different co-products in a way that reflects the underlying physical relationships between them, i.e. allocation should reflect the way in which the inventory data changes if the quantities of delivered co-products change.
3. If a physical relationship between the inventory data and the delivery of co-products cannot be established, the inventory data should be allocated between the co-products in a way that reflects other relationships between them. For example, inventory data might be allocated between co-products in proportion to their economic values. If economic allocation is used, a sensitivity analysis exploring the influence of the choice of the economic value shall be included in the LCA report.

## 4.6.2 ALLOCATION OF WASTE TREATMENT PROCESSES

Allocation of waste shall follow the polluter pays principle and its interpretation in EN 15804: “processes of waste processing shall be assigned to the product system that generates the waste until the end-of-waste state is reached.” The end-of-waste state is reached when all the following criteria for the end-of-waste state are fulfilled (adapted from EN 15804):

- the recovered material, component or product is commonly used for specific purposes;
- a market or demand, identified e.g. by a positive economic value, exists for such a recovered material, component or product;
- the recovered material, component or product fulfils the technical requirements for the specific purposes and meets the existing legislation and standards applicable to products; and
- the use of the recovered material, product or construction element will not lead to overall adverse environmental or human health impacts.

The above outlined principle means that the generator of the waste shall carry the full environmental impact until the point in the product life cycle in which the end-of-waste criteria are fulfilled. Waste may have a negative economic market value, and then the end-of-waste stage is typically reached after (part of) the waste processing and further refinement, at the point at which the waste no longer has a negative market value. This allocation method is (in most cases) in line with a waste generator's juridical and financial responsibilities. See the GPI for further information and examples.

For waste being recycled or reused, processes after the end-of-waste state, if any, shall be attributed to the product system using the recycled/reused material flow (recycled materials are thereafter considered secondary raw materials).

This is valid both for scraps in input in the upstream phase (i.e. carrying the environmental impacts of transport and pre-treatment, not the impacts generated in the earlier lifecycle) and waste produced in the core phase (i.e. carrying the environmental impacts of waste treatment).

Even if benefits of reuse, recycling or recovery by default should be considered to be outside the system, quantitative information on recovered material/energy that potentially can lead to environmental benefits may be declared separately as additional environmental information (see Section 5.4.6).

## 4.7 DATA QUALITY REQUIREMENTS AND SELECTION OF DATA

Life cycle inventory data are classified into specific data and generic data, where the latter can be selected generic data or proxy data. The data categories are defined as follows:

- specific data (also referred to as “primary data” or “site-specific data”):
  - data gathered from the actual manufacturing plant where product-specific processes are carried out;
  - actual data from other parts of the life cycle traced to the product under study, for example site-specific data on the production of materials or generation of electricity provided by contracted suppliers, and transportation data on distances, means of transportation, load factor, fuel consumption, etc., of contracted transportation providers; and
  - LCI data from databases on transportation and energyware that is combined with actual transportation and energy parameters as listed above.

BEARINGS AND PARTS THEREOF

PRODUCT CATEGORY CLASSIFICATION: UN CPC 4331, 4332 (SUBSET), 4333 (SUBSET)

- generic data (sometimes referred to as “secondary data”), divided into:
  - selected generic data: data (e.g. commercial databases and free databases) that fulfil prescribed data quality requirements for precision, completeness, and representativeness (see below Section 4.7.1),
  - proxy data: data (e.g. commercial databases and free databases) that do not fulfil all of the data quality requirements of “selected generic data”.

Specific data shall be used for the core processes. Specific data shall be used for upstream and downstream processes, when available, otherwise generic data may be used. Generic data should be used in cases in which they are representative for the purpose of the EPD, e.g. for bulk and raw materials on a spot market, if there is a lack of specific data on the final product or if a product consists of many components.

#### 4.7.1 RULES FOR USING GENERIC DATA

For generic data to be classified as “selected generic data”, the following requirements apply:

- datasets shall be based on attributional LCA modelling (e.g., not be based on marginal data and not include credits from system expansion),
- the reference year shall be as current as possible and should be representative for the validity period of the EPD,
- the 1% cut-off rule (as described in Section A.3.3) shall be met on the level of the product system,
- datasets shall represent average values for a specific reference year; however, how data are generated could vary, e.g. over time, and then they should have the form of a representative annual average value for a specified reference period (such deviations shall be justified and declared in the EPD), and
- the representativeness of the data shall be assessed to be better than  $\pm 5\%$ , in terms of the environmental impact calculated on the basis of the data, of data that is fully representative for the given temporal, technological and geographical context.

If selected generic data that meets the above data quality requirements are not available, proxy data may be used. The environmental impacts associated with proxy data shall not exceed 10% of the overall environmental impact of the product system.

The EPD may include a data quality declaration to demonstrate the share of specific data, selected generic data and proxy data contributing to the results of the environmental impact indicators.

#### 4.7.2 EXAMPLES OF DATABASES FOR GENERIC DATA

No specific database are recommended for generic data.

#### 4.7.3 DATA QUALITY REQUIREMENTS AND OTHER MODELLING GUIDANCE PER LIFE-CYCLE STAGE

Below are further data quality requirement per life-cycle stage. Exceptions to the requirements may be accepted, if justified in the EPD; such exceptions are subject to the approval by the verifier on a case-to-case basis.

##### 4.7.3.1 Upstream processes

- Data referring to processes and activities upstream in a supply chain over which the EPD owner direct management control shall be specific and collected on site.
- Data on main parts, packaging, or main auxiliaries should be requested from the contractor as specific data, as well as infrastructure, where relevant. In particular, bearing steel production should refer to specific data. If not available, the use and choice of generic data shall be justified.
- Data on transport of main parts and components along the supply chain to a distribution point (e.g. a stockroom or warehouse) where the final delivery to the manufacturer can take place, should be specific and based on the actual transportation mode, distance from the supplier, and vehicle load.
- In case specific data is lacking, selected generic data may be used. If this is also lacking, proxy data may be used (see Section 4.7).
- For upstream processes modelled with specific data, generation of electricity used shall be accounted for in this priority:

BEARINGS AND PARTS THEREOF

PRODUCT CATEGORY CLASSIFICATION: UN CPC 4331, 4332 (SUBSET), 4333 (SUBSET)

1. Specific electricity mix as generated, or purchased from an electricity supplier, demonstrated by a Guarantee of Origin or similar as provided by the electricity supplier.
2. Residual electricity mix of the electricity supplier on the market.
3. Residual electricity mix on the market.
4. Electricity consumption mix on the market.

The residual electricity mix is the mix when all contract-specific electricity that has been sold to other customers has been subtracted from the total consumption mix.

“The market” in the above hierarchy may correspond a national electricity market, if this can be justified.

The mix of electricity used in upstream processes shall be documented in the EPD, where relevant.

4.7.3.2. Core processes

- Transport from the final delivery point of raw materials, chemicals, main parts, and components (see above regarding upstream processes) to the manufacturing plant/place of service provision should be based on the actual transportation mode, distance from the supplier, and vehicle load, if available.
- Goods: Specific data shall be used for the assembly of the product and for the manufacture of main parts as well as for on-site generation of steam, heat, electricity, etc., where relevant.
- Services: Specific data shall be used for the consumption of materials, chemicals, steam, heat, electricity, etc., necessary for execution of the service
- For electricity used in the core processes, generation of electricity used shall be accounted for in this priority:
  1. Specific electricity mix as generated, or purchased from an electricity supplier, demonstrated by a Guarantee of Origin or similar as provided by the electricity supplier.
  2. Residual electricity mix of the electricity supplier on the market.
  3. Residual electricity mix on the market.
  4. Electricity consumption mix on the market. This option shall not be used for electricity used in processes over which the manufacturer (EPD owner) has direct control<sup>2</sup>.

The residual electricity mix is the mix when all contract-specific electricity that has been sold to other customers has been subtracted from the total consumption mix.

“The market” in the above hierarchy may correspond a national electricity market, if this can be justified.

The mix of electricity used in the core processes shall be documented in the EPD, where relevant.

- Waste treatment processes of manufacturing waste should be based on specific data, if available.

4.7.3.3. Downstream processes

- Data for the use stage are usually based on scenarios, but specific data should be used when available and relevant.
- Data on the emissions from the use stage should be based on documented tests, verified studies in conjunction with average or typical product use, or recommendations concerning suitable product use. Whenever applicable, test methods shall be internationally recognised.
- The use of electricity in the region/country where the product is used (as specified in the geographical scope of the EPD) shall be accounted for in the following priority:
  1. Residual electricity mix on the market.
  2. Electricity consumption mix on the market.

---

<sup>2</sup> For electricity markets without trade of Guarantees of Origin (or similar), the residual mix will, however, be identical to the consumption mix.



BEARINGS AND PARTS THEREOF

PRODUCT CATEGORY CLASSIFICATION: UN CPC 4331, 4332 (SUBSET), 4333 (SUBSET)

The residual electricity mix is the mix when all contract-specific electricity that has been sold to other customers has been subtracted from the total production mix.

“The market” in the above hierarchy may correspond a national electricity market, if this can be justified.

The mix of electricity used in the downstream processes shall be documented in the EPD, where relevant.

- The transport of the product to the customer shall be described in the EPD, where relevant, and be accounted for in this priority:
  1. Actual transportation modes and distances to specific a customer or market, representing the geographical scope of the EPD.
  2. A weighted average of transportation modes and distances, based on transportation to several customers or markets, representing the geographical scope of the EPD.
- Scenarios for the end-of-life stage shall be technically and economically practicable and compliant with current regulations in the relevant geographical region based on the geographical scope of the EPD. Key assumptions regarding the end-of-life stage scenario shall be documented in the EPD report.
- Bearings remanufacturing should be documented in the EPD report, if relevant.

#### 4.7.4 DATA QUALITY DECLARATION

EPDs may include a declaration of the quality of data used in the LCA calculations.

### 4.8 ENVIRONMENTAL PERFORMANCE INDICATORS

The EPD shall declare the default environmental performance indicators and their methods as described at the website ([www.environdec.com/indicators](http://www.environdec.com/indicators)), which includes both inventory indicators and indicators of potential environmental impact. The source and version of the impact assessment methods and characterisations factors used shall be reported in the EPD. Alternative regional impact assessment methods and characterisation factors may be calculated and displayed in addition to the default list. If so, the EPD shall contain an explanation of the difference between the different sets of indicators, as they may appear to the reader to display duplicate information.

If the default list of environmental performance indicators and methods at the website is updated, the previous version of the list is valid in parallel to the new version during a transition period of 90 days, as described at the website.

Apart from the required inventory indicators, other inventory data may also be declared in the EPD, if relevant and useful for EPD users. Such data shall not be declared in the main body of the EPD, but in an annex.

### 4.9 INCLUDING MULTIPLE PRODUCTS IN THE SAME EPD

#### 4.9.1 PRODUCTS FROM THE SAME COMPANY

Similar products from a single or several manufacturing sites covered by the same PCR and manufactured by the same company with the same major steps in the core processes may be included in the same EPD if none of the declared environmental performance indicators differ by more than 10% between any of the included products. The results for the environmental performance indicators of one representative product shall be declared according to Section 5.4.5. The choice of representative product shall be justified in the EPD, using, where applicable, statistical parameters.

#### 4.9.2 SECTOR EPDS

The International EPD® System allows for an industry association to develop an EPD in the form of a Sector EPD. A Sector EPD declares the average product of multiple companies in a clearly defined sector in a clearly defined geographical area. Products covered in a sector EPD shall follow the same PCR and the same declared/functional unit shall be applied.

Any communication of the results from a Sector EPD should contain the information that the results are based on averages obtained from the sector as defined in the EPD. The communication shall not claim that the sector EPD results are representative for a certain manufacturer or its product.

BEARINGS AND PARTS THEREOF

PRODUCT CATEGORY CLASSIFICATION: UN CPC 4331, 4332 (SUBSET), 4333 (SUBSET)

The following information shall also be included in a Sector EPD:

- a list of the contributing manufacturers that the Sector EPD covers,
- a description of how the selection of the sites/products has been done and how the average has been determined, and
- a statement that the document covers average values for an entire or partial product category (specifying the percentage of representativeness) and, hence, the declared product is an average that is not available for purchase on the market.

DRAFT

## 5 CONTENT AND FORMAT OF EPD

EPDs based on this PCR shall contain the information described in this section. Flexibility is allowed in the formatting and layout provided that the EPD still includes the prescribed information. A generic template for EPDs is available at [www.environdec.com](http://www.environdec.com).

The EPD content shall:

- be in line with the requirements and guidelines in ISO 14020 (Environmental labels and declarations – General principles),
- be verifiable, accurate, relevant and not misleading, and
- not include rating, judgements or direct comparison with other products<sup>3</sup>.

An EPD should be made with a reasonable number of pages for the intended audience and use.

The content of EPDs published in machine-readable format shall correspond with the content of the underlying EPD.

### 5.1 EPD LANGUAGES

EPDs should be published in English but may also be published in additional languages. If the EPD is not available in English, it shall contain an executive summary in English including the main content of the EPD. This summary is part of the EPD and, thus, also subject to the verification process.

### 5.2 UNITS AND QUANTITIES

The following requirements apply for units and quantities:

- The International System of Units (SI units) shall be used where available, e.g., kilograms (kg), Joules (J) and metres (m). Reasonable multiples of SI units may be decided in the PCR to improve readability, e.g., grams (g) or megajoules (MJ). The following exceptions apply:
  - Resources used for energy input (primary energy) should be expressed as kilowatt-hours (kWh) or megajoules (MJ), including renewable energy sources, e.g., hydropower, wind power and geothermal power.
  - Water use should be expressed in cubic metres (m<sup>3</sup>)
  - Temperature should be expressed in degrees Celsius (°C),
  - Time should be expressed in the units most practical, e.g., seconds, minutes, hours, days or years.
  - Results of the environmental performance indicators shall be expressed in the units prescribed by the impact assessment methods, e.g. kg CO<sub>2</sub> equivalents.
- Three significant figures<sup>4</sup> should be adopted for all results. The number of significant digits shall be appropriate and consistent.
- Scientific notation may be used, e.g. 1.2E+2 for 120, or 1.2E-2 for 0.012.
- The thousand separator and decimal mark in the EPD shall follow one of the following styles (a number with six significant figures shown for illustration):
  - SI style (French version): 1 234,56
  - SI style (English version): 1 234.56

In case of potential confusion or intended use of the EPD in markets where different symbols are used, the EPD shall state what symbols are used for thousand separator and decimal mark.

- Dates and times presented in the EPD should follow the format in ISO 8601. For years, the prescribed format is YYYY-MM-DD, e.g., 2017-03-26 for March 26<sup>th</sup>, 2017.

<sup>3</sup> Therefore, results of normalization are not allowed to be reported in the EPD.

<sup>4</sup> Significant figures are those digits that carry meaning contributing to its precision. For example with two significant digits, the result of 123.45 shall be displayed as 120, and 0.12345 shall be displayed as 0.12. In scientific notation, these two examples would be displayed as 1.2\*10<sup>2</sup> and 1.2\*10<sup>-2</sup>.

BEARINGS AND PARTS THEREOF

PRODUCT CATEGORY CLASSIFICATION: UN CPC 4331, 4332 (SUBSET), 4333 (SUBSET)

- The result tables shall:
  - Only contain values or the letters “ND” (Not Declared). It is not possible to specify ND for mandatory indicators. ND shall only be used for voluntary parameters that are not quantified because no data is available.<sup>5</sup>
  - Contain no blank cells, hyphens, less than or greater than signs or letters (except “ND”).
  - Use the value “0” only for parameters that have been calculated to be zero.
  - Footnotes shall be used to explain any limitation to the result value.

## 5.3 USE OF IMAGES IN EPD

Images used in the EPD, especially pictures featured on the cover page, may in themselves be interpreted as an environmental claim. Images such as trees, mountains, wildlife that are not related to the declared product shall therefore be used with caution and in compliance with national legislation and best available practices in the markets in which the EPD is intended to be used.

## 5.4 EPD REPORTING FORMAT

The reporting format of the EPD shall include the following sections:

- Cover page (see Section 5.4.1)
- Programme information (see Section 5.4.2)
- Product information (see Section 5.4.3)
- Content declaration (see Section □)
- Environmental performance (see Section 5.4.5)
- Additional environmental information (see Section 5.4.6)
- Additional social and economic information (see Section 5.4.7)
- References (see Section 5.4.9)

The following sections shall be included, if relevant:

- Differences versus previous versions (see Section 5.4.8)
- Executive summary in English (see Section 5.4.10)

### 5.4.1 COVER PAGE

The cover page shall include:

- Product name and image
- Name and logotype of EPD owner
- The text “Environmental Product Declaration” and/or “EPD”
- Programme: The International EPD<sup>®</sup> System, [www.environdec.com](http://www.environdec.com)
- Programme operator: EPD International AB
- Logotype of the International EPD<sup>®</sup> System
- EPD registration number as issued by the programme operator<sup>6</sup>
- Date of publication (issue): 20XX-YY-ZZ

<sup>5</sup> This requirement does not intend to give guidance on what indicators are mandated (“shall”) or voluntary.

<sup>6</sup> The EPD shall not include a “registration number” if such is provided by the certification body, as this may be confused with the registration number issued by the programme operator.

BEARINGS AND PARTS THEREOF

PRODUCT CATEGORY CLASSIFICATION: UN CPC 4331, 4332 (SUBSET), 4333 (SUBSET)

- Date of revision: 20XX-YY-ZZ, when applicable
- Date of validity; 20XX-YY-ZZ
- A note that “An EPD should provide current information and may be updated if conditions change. The stated validity is therefore subject to the continued registration and publication at [www.environdec.com](http://www.environdec.com).”
- A statement of conformity with ISO 14025.
- For EPDs covering multiple products: a statement that the EPD covers multiple products and a list of all products covered by the EPD.
- For Sector EPDs: a statement that the EPD is a Sector EPD.
- For construction product EPDs:

In the case of EPDs registered through a regional hub (a regional or national programme based on and fully aligned with the International EPD® System through an agreement with the programme operator), “Programme”, “Programme operator”, and “Logotype” shall be expanded to include a reference to the regional programme and the organisation responsible for it.

Where applicable, the cover page shall also include the following information:

- Information about dual registration of EPD in another programme, such as registration number and logotype.
- A statement of conformity with other standards and methodological guides.

## 5.4.2 PROGRAMME INFORMATION

The programme information section of the EPD shall include:

- Address of programme operator: *EPD International AB, Box 210 60, SE-100 31 Stockholm, Sweden, E-mail: [info@environdec.com](mailto:info@environdec.com)*
- The following statement on the requirements for comparability of EPDs, adapted from ISO 14025: “EPDs within the same product category but from different programmes may not be comparable. For two EPDs to be comparable, they must be based on the same PCR (including the same version number) or be based on fully aligned PCRs or versions of PCRs; cover products with identical functions, technical performances and use (e.g. identical declared/functional units); have equivalent system boundaries and descriptions of data; apply equivalent data quality requirements, methods of data collection, and allocation methods; apply identical cut-off rules and impact assessment methods (including the same version of characterisation factors); have equivalent content declarations; and be valid at the time of comparison.”
- A statement that the EPD owner has the sole ownership, liability and responsibility of the EPD
- Information about verification<sup>7</sup> and the PCR in a table with the following format and contents:

Product category rules (PCR): <name, registration number, version and UN CPC code(s)>
PCR review was conducted by: <name and organisation of the review chair, and information on how to contact the chair through the programme operator>
Independent third-party verification of the declaration and data, according to ISO 14025:2006: <input type="checkbox"/> EPD process certification <input type="checkbox"/> EPD verification <input type="checkbox"/> Pre-verified tool
<i>In case of certification bodies:</i> Accredited by: <name of the accreditation body and accreditation number, if applicable>.
<i>In case of individual verifiers:</i> <Name, and organisation of the individual verifier. The signature may also be included> Approved by: The International EPD® System

<sup>7</sup> If the EPD has been verified by an approved individual verifier who has received contractual assistance from a certification body that is not accredited, this certification body shall not be included in this table.

BEARINGS AND PARTS THEREOF

PRODUCT CATEGORY CLASSIFICATION: UN CPC 4331, 4332 (SUBSET), 4333 (SUBSET)

The procedure for follow-up during EPD validity, as defined in the GPI, involves third-party verifier:

Yes       No

### 5.4.3 PRODUCT INFORMATION

The product information section of the EPD shall include:

- address and contact information to EPD owner,
- description of the organisation. This may include information on products- or management system-related certifications (e.g. ISO 14024 Type I environmental labels, ISO 9001- and 14001-certificates and EMAS-registrations) and other relevant work the organisation wants to communicate (e.g. SA 8000, supply-chain management and social responsibility),
- name and location of production site,
- product identification by name, and an unambiguous identification of the product by standards, concessions or other means,
- identification of the product according to the UN CPC scheme system. Other relevant codes for product classification may also be included, e.g.
  - Common Procurement Vocabulary (CPV),
  - United Nations Standard Products and Services Code® (UNSPSC),
  - Classification of Products by Activity (NACE/CPA),
  - Australian and New Zealand Standard Industrial Classification (ANZSIC), or
  - Global Trade Item Number (GTIN).
- a description of the product,
- a description of the technical purpose of the product, including its application/intended use,
- a description of the background system, including the main technological aspects,
- for EPDs covering multiple products: a description of the selection of products/sites, a list of contributing manufacturers (if Sector EPD), etc. (see Section 4.9),
- geographical scope of the EPD, i.e., for which geographical location(s) of use and end-of-life the product's performance has been calculated,
- declared/functional unit,
- reference service life (RSL) and/or technical/actual lifespan, if relevant,
- declaration of the year(s) covered by the data used for the LCA calculation and other relevant reference years,
- reference to the main database(s) for generic data and LCA software used, if relevant,
- system diagram of the processes included in the LCA, divided into the life cycle stages,
- description if the EPD system boundary is "cradle-to-gate", "cradle-to-gate with options" or "cradle-to-grave",
- information on which life-cycle stages are not considered (if any), with a justification of the omission, and
- references to any relevant websites for more information or explanatory materials.

This section may also include:

- name and contact information of organisation carrying out the underlying LCA study,
- any additional information about the underlying LCA-based information, such as cut-off rules, data quality, allocation methods, and other methodological choices and assumptions,
- a description of the material properties of the product with a declaration of relevant physical or chemical product properties, such as density, etc., and

BEARINGS AND PARTS THEREOF

PRODUCT CATEGORY CLASSIFICATION: UN CPC 4331, 4332 (SUBSET), 4333 (SUBSET)

- if end-of-life treatment is not included, the EPD shall contain a statement that it shall not be used for communicating environmental information to consumers/end users of the product.

#### 5.4.4 CONTENT DECLARATION

The content declaration section shall declare the weight of one unit of product, as purchased, and contain information about the content of the product in the form of a list of materials and chemical substances including information on their environmental and hazardous properties. The gross weight of each material/substance shall be declared, including a minimum of 99% of the materials/substances in one unit of product.

The content declaration does not apply to proprietary materials and substances covered by exclusive legal rights including patent and trademarks. In general, an indication that a product is “free” of a specific hazardous material or substance should be done with caution and only when relevant, following the rules in ISO 14021 on self-declared environmental claims.

Information on the hazardous properties of materials and chemical substances should follow the requirements given in the latest revision of the Globally Harmonized System of Classification and Labelling of Chemicals (GHS),<sup>8</sup> issued by the United Nations or national or regional applications of the GHS. As an example, the following regulations should be used for EPDs intended to be used in the European Union:

- Regulation (EC) No 1907/2006 of the European parliament and of the council of 18 December 2006 concerning the Registration, Evaluation, Authorisation, and Restriction of Chemicals (REACH); and
- Regulation (EC) No 1272/2008 of the European Parliament and of the Council of 16 December 2008 on classification, labelling, and packaging of substances and mixtures.

##### 5.4.4.1. Information about recycled materials

When a product is made in whole or in part with recycled materials, the provenience of the materials (pre-consumer or post-consumer) shall be presented in the EPD as part of the content declaration.

To avoid any misunderstanding about which material that may be considered “recycled material”, the guidance given in ISO 14021 shall be considered. In brief, the standard states that:

- only pre-consumer or post-consumer materials (scraps) shall be considered in the accounting of the recycled materials, and
- materials coming from scrap reutilisation (such as rework, regrind, or scrap generated in a process and capable of being reclaimed within the same process that generated it) shall not be considered as recycled content.

##### 5.4.4.2. Information about packaging

As packaging is strongly connected with the product, the producer shall provide information about packaging in the EPD, when applicable. Packaging may be classified as:

- Distribution Packaging: packaging designed to contain one or more articles or packages, or bulk materials, for the purposes of transport, handling and/or distribution (ISO 21067-1:2016, Section 2.2.6)
- Consumer Packaging: packaging constituting, with its content, a sales unit for the final user or consumer at the point of retail (ISO 21067-1:2016, Section 2.2.7).

Consumer packaging is generally the outcome of eco-design processes, or other activities, under direct control of the organisation. Many critical categories with strict legal requirements belong to consumer packaging category like food contact packaging and pharmaceutical packaging.

The type and function of the packaging shall be reported in the EPD.

A statement of the source of the materials (pre-consumer or post-consumer) shall be presented in the EPD when the packaging is made in whole or in part by recycled materials.

---

<sup>8</sup> The GHS document is available at [www.unece.org](http://www.unece.org).

BEARINGS AND PARTS THEREOF  
PRODUCT CATEGORY CLASSIFICATION: UN CPC 4331, 4332 (SUBSET), 4333 (SUBSET)

## 5.4.5 ENVIRONMENTAL PERFORMANCE

### 5.4.5.1. Environmental impacts

The EPD shall declare the environmental impact indicators, per declared unit, per life-cycle stage and in aggregated form, using the default impact categories, impact assessments methods and characterisation factors available at [www.environdec.com/indicators](http://www.environdec.com/indicators). The source and version of the impact assessment methods and characterisation factors used shall be reported in the EPD.

Alternative regional life cycle impact assessment methods and characterisation factors may be calculated and displayed in addition to the default list. If so, the EPD shall contain an explanation of the difference between the different sets of indicators, as they may appear to the reader to display duplicate information.

### 5.4.5.2. Use of resources

The EPD shall declare the indicators for resource use listed at [www.environdec.com/indicators](http://www.environdec.com/indicators) per declared unit, per life-cycle stage and in aggregated form.

### 5.4.5.3. Waste production and output flows

Waste generated along the whole life cycle production chains shall be treated following the technical specifications described in the GPI. The EPD shall declare the indicators for waste production and output flows as listed at [www.environdec.com/indicators](http://www.environdec.com/indicators) per declared unit, per life-cycle stage and in aggregated form.

## 5.4.6 ADDITIONAL ENVIRONMENTAL INFORMATION

An EPD may declare additional environmentally relevant information not derived from the LCA-based calculations, such as:

- the release of dangerous substances into indoor air, soil, and water during the use stage,
- instructions for proper use of the product, e.g. to minimise energy or water consumption or to improve the durability of the product,
- instructions for proper maintenance and service of the product, e.g. to minimise energy or water consumption or to improve the durability of the product,
- information on key parts of the product that determine its durability,
- information on recycling including, e.g. suitable procedures for recycling the entire product or selected parts and the potential environmental benefits gained,
- information on a suitable method of reuse of the product (or parts of the products) and procedures for disposal as waste at the end of its life cycle,
- information regarding disposal of the product, or inherent materials, and any other information considered necessary to minimise the product's end-of-life impacts, and
- a more detailed description of an organisation's overall environmental work, in addition to the information listed under Section 5.4.3, such as:
  - the existence of any type of organised environmental activity, and
  - information on where interested parties may find more details about the organisation's environmental work.
- best practices implemented to mitigate impacts (e.g. recovered material/energy that can lead to environmental benefits)
- information for better service of the product, e.g. the REP( Rotating Equipment Performance) technology to make a real-time monitoring of the rotation process, minimize unplanned downtime, reduce raw material consumption and improve the durability of the product.

Any additional environmental information declared shall be substantiated and verifiable, and be derived using appropriate methods and be specific, accurate, not misleading, and relevant to the specific product. Quantitative information is preferred over qualitative information.



BEARINGS AND PARTS THEREOF  
PRODUCT CATEGORY CLASSIFICATION: UN CPC 4331, 4332 (SUBSET), 4333 (SUBSET)

## 5.4.7 ADDITIONAL SOCIAL AND ECONOMIC INFORMATION

The EPD may also include other relevant social and economic information as additional and voluntary information. This may be product information or a description of an organisation's overall work on social or economic sustainability, such as activities related to supply chain management or social responsibility.

Any additional social and economic information declared shall be substantiated and verifiable, and be derived using appropriate methods and be specific, accurate, not misleading, and relevant to the specific product. Quantitative information is preferred over qualitative information.

## 5.4.8 DIFFERENCES VERSUS PREVIOUS VERSIONS

For EPDs that have been updated, the following information shall be included:

- a description of the differences versus previously published versions, and
- a revision date on the cover page.

## 5.4.9 REFERENCES

A reference section shall be included, including a list of all sources referred to in the EPD, including the GPI (including version number), and PCR (registration number, name, and version) used to develop the EPD.

## 5.4.10 EXECUTIVE SUMMARY IN ENGLISH

The executive summary, if included (see Section 5.1), shall contain relevant summarised information related to the programme, product, environmental performance, information related to pre-certified EPDs, and information related to sector EPDs. Besides this, further information may be added such as additional environmental, social or economic information, references as well as differences versus previous EPD versions.

# 6 LIST OF ABBREVIATIONS

ANZSIC	Australian and New Zealand Standard Industrial Classification
CPC	Central product classification
CPV	Common procurement vocabulary
EPD	Environmental product declaration
GPI	General Programme Instructions
GTIN	Global trade item number
ISO	International Organization for Standardization
LCA	Life cycle assessment
LCI	Life cycle inventory
NACE/CPA	Classification of products by activity
ND	Not declared
PCR	Product category rules
REACH	Restriction of chemicals
RSL	Reference service life
SI	The International System of Units
UN	United Nations

BEARINGS AND PARTS THEREOF  
PRODUCT CATEGORY CLASSIFICATION: UN CPC 4331, 4332 (SUBSET), 4333 (SUBSET)

UNSPSC United Nations standard products and services code

DRAFT

## 7 REFERENCES

CEN (2013) EN 15804:2012+A1:2013, Sustainability of construction works – Environmental product declarations – Core rules for the product category of construction products.

CEN (2019) EN 15804:2012+A2:2019, Sustainability of construction works – Environmental product declarations – Core rules for the product category of construction products.

EPD International (2021) General Programme Instructions for the International EPD® System. Version 4.0, dated 2021-03-29.  
[www.environdec.com](http://www.environdec.com).

ISO (2000) ISO 14020:2000, Environmental labels and declarations – General principles.

ISO (2004) ISO 8601:2004 Data elements and interchange formats – Information interchange – Representation of dates and times.

ISO (2006a) ISO 14025:2006, Environmental labels and declarations – Type III environmental declarations – Principles and procedures.

ISO (2006b) ISO 14040:2006, Environmental management – Life cycle assessment – Principles and framework.

ISO (2006c) ISO 14044: 2006, Environmental management – Life cycle assessment – Requirements and guidelines.

ISO (2013) ISO/TS 14067:2013, Greenhouse gases – Carbon footprint of products – Requirements and guidelines for quantification and communication.

ISO (2014) ISO 14046:2014, Environmental management – Water footprint – Principles, requirements and guidelines.

ISO (2015a) ISO 14001:2015, Environmental management systems – Requirements with guidance for use.

ISO (2015b) ISO 9001:2015, Quality management systems – Requirements.

ISO (2016a) ISO 21067-1:2016, Packaging – Vocabulary – Part 1: General terms.

ISO (2016b) ISO 14021:2016, Environmental labels and declarations - Self-declared environmental claim (Type II environmental labelling).

ISO (2017) ISO 21930:2017, Sustainability in buildings and civil engineering works – Core rules for environmental product declarations of construction products and services.

ISO (2018) ISO 14024:2018, Environmental labels and declaration – Type I environmental labelling – Principles and procedures.

BEARINGS AND PARTS THEREOF  
PRODUCT CATEGORY CLASSIFICATION: UN CPC 4331, 4332 (SUBSET), 4333 (SUBSET)

## 8 VERSION HISTORY OF PCR

VERSION 1.0, 2022-XX-YY

Original version of the PCR

DRAFT

BEARINGS AND PARTS THEREOF

PRODUCT CATEGORY CLASSIFICATION: UN CPC 4331, 4332 (SUBSET), 4333 (SUBSET)

DRAFT

© EPD INTERNATIONAL AB 2022

YOUR USE OF THIS MATERIAL IS SUBJECT TO THE GENERAL TERMS OF USE PUBLISHED ON BY EPD INTERNATIONAL AB:S HOMEPAGE AT [HTTPS://WWW.ENVIRONDEC.COM/CONTACT/GENERAL-TERMS-OF-USE/](https://www.environdec.com/contact/general-terms-of-use/). IF YOU HAVE NOT REGISTERED AND ACCEPTED EPD INTERNATIONAL AB:S THE GENERAL TERMS OF USE, YOU ARE NOT AUTHORIZED TO EXPLOIT THIS WORK IN ANY MANNER.

COVER IMAGE © *ADDED BY THE SECRETARIAT IN THE PCR*

