



कर्मचारी राज्य बीमा निगम
(श्रम एवं रोजगार मंत्रालय, भारत सरकार)
Employees' State Insurance Corporation
(Ministry of Labour & Employment, Govt. of India)



मुख्यालय/Headquarters
पंचदीप भवन, सी. आई. जी. मार्ग, नई दिल्ली-110002
Panchdeep Bhawan, C.I.G. Marg, New Delhi - 110002
Website : <https://esic.nic.in> / www.esic.in

F. No. I-21013/1/2022/ICT

Dated: - 17.04.2023

To,

The Regional Director/Joint Director/Dy. Director (In-Charge)
Regional Office/Sub Regional Office
Employees' State Insurance Corporation

Sub:- Aadhaar implementation in ESIC- reg.

Sir,

In pursuance to the Gazette Notification dated 13-01-2023 regarding Aadhaar, the provision for seeding and authentication of Aadhaar of the newly registered Insured Persons, ESIC employees and Pensioners has been implemented in the system.


Now, an employer can seed Aadhaar Number while registering an Employee. After authentication of Aadhaar, the personal details of the employee will get auto populated in the system. Also, by providing consent, ABHA (Ayushman Bharat Health Account) No. of the employee will also be generated on the basis of provided Aadhaar Number. ABHA number is a unique identity and shall identify a person, and update his health records across multiple Healthcare service providers.

Similarly, provisions are provided in ESIC Staff/Pensioner module available on www.esic.gov.in for seeding and authentication of Aadhaar number of ESIC employee and Pensioner.

The User manuals are attached herewith for kind information and wide publicity for expediting the process of Aadhaar seeding and generation of ABHA.

This issues with the approval of Insurance Commissioner (ICT)

Yours faithfully,


(Rakesh Roshan)
Deputy Director (ICT)

Encl:- User manual of Aadhaar Seeding of New Employee, ESIC employee and Pensioner.



New IP Registration Aadhaar Seeding



1. Overview

2. Process flow for Aadhaar Seeding



Overview – Aadhaar Seeding



The demographic details will be captured for new IP Registration through e-KYC process of UIDAI. The demographic details will be validate through e-KYC process. The Aadhaar/ VID number will be authenticated through OTP/ Biometric authentication (using Fingerprint or Iris).

The purpose of seeding the Aadhaar/ VID and display the Aadhaar Status in e-Pehchan Card & the benefits of implementation of Aadhaar using e-KYC and Aadhaar/ VID authentication through OTP/ Biometric are mentioned as below-

- To prevent the fraudulent activities in financial transactions.
- Aadhaar Status can be used to merge the contribution of duplicate Insured person.
- Aadhaar Status can be used to perform the DE duplication process and prevent the duplicate IP number generation.
- Aadhaar Status can be used to perform the e-KYC; post e-KYC system will have the UIDAI verified demographic details of the beneficiaries.
- Aadhaar Status can be used to authenticate the beneficiaries at the time of service delivery.



Process of Aadhaar Seeding
User will use below mentioned url for Aadhaar Seeding www.esic.gov.in



- HOME
- ABOUT US
- WRITE TO US
- ACTS
- ESI SCHEMES
- TENDER
- DASHBOARD
- PUBLIC GRIEVANCE

NOTIFICATIONS

Sabka **Saath**
 Sabka **Vikas**
 Sabka **Vishwas**
 Sabka **Prayas**



Latest News & Events

- Please download 'UMANG- Chinta Se Mukti' Mobile App from Google Play Store/App Store to have the latest information regarding Benefit and Contribution.**NEW**
- Register on e-Shram **NEW**
- COVID 19 Facility Dashboard.**NEW**
- Click Here to Apply for relief under

Click on Employer Login

Employer Login

Insured Person / Beneficiary

Insurance Medical Practitioner(IMP)





कर्मचारी राज्य बीमा निगम
Employees' State Insurance Corporation
(Ministry of Labour and Employment, Government of India)



श्रम एवं रोजगार मंत्रालय
Ministry of Labour & Employment
भारत सरकार (Government of India)

Hindi

No physical processing of paper is undertaken by ESIC for registration of Employer. If there is any complaint to the contrary, the same may be made on [help-shramsuvudha\[at\]gov\[dot\]in](mailto:help-shramsuvudha[at]gov[dot]in)

We Are Migrating To One Unit One Identifier

Government of India plans to do away with all employer codes being issued by separate labour enforcement agencies such as ESIC, EPFO, O/O CIC(C) and DGMS etc by replacing them with new Labour Identification Number (LIN). Your unit has already been allotted a LIN and the same can be obtained online using <http://tinyurl.com/whatismylin> Please verify the information associated with your LIN before the current employer codes are rendered useless. The procedure to verify the information is given in <http://tinyurl.com/shra> support please contact [help-shramsuvudha\[at\]gov\[dot\]in](mailto:help-shramsuvudha[at]gov[dot]in)

Employer Login

Username/LIN

Password

Captcha *

[Sign Up](#) [Forgot password?](#)

[Username](#) [Check Password Policy](#)

Enter valid User Name

Enter valid Password

Enter the Captcha

Click on Login Button





ESIC
Employees' State Insurance Corporation

Insurance

Employer Login: 1100000000000002 (LIN No. 8974653874)



Last Logged In Monday, April 10, 2023 at 8:54 PM

EMPLOYER

- [Update Employer Details](#)
- [Create Subunit Registration](#)
- [User Manual for Mobile/Bank update](#)
- [Accident Report \(Form 12\)](#)
- [Accident Report Print / PDF Form](#)
- [Wage Contributory Record](#)
- [Reply For Abstention Verification](#)
- [View Subunit Details](#) NEW
- [Change Password](#)
- [Request for Reduce Rate of Contribution](#)

EMPLOYEE (INSURED PERSON)

- [Enroll Employee with previously allotted ESI Number](#)
- [Register/Enroll New Employee](#)
- [Update Particulars of Insured Person](#)
- [Update Mobile Number of Insured Person](#)
- [Bulk Upload of Mobile Number](#)
- [Bulk Upload of Account Number](#)
- [Upload Bank Account related Document of Insured Person](#)
- [Send Emails](#)
- [e-Pehchan Card](#)
- [List of Employees](#)

Click on Register/
Enroll New Employee

MONTHLY CONTRIBUTION

- [File Monthly Contributions](#)
- [Generate Challan](#)
- [Modify Challan](#)
- [ViewContributionHistory](#)
- [Omitted Wages Challan](#)
- [Contractor/Principal Employer Master](#)
- [IP Mapping with Contractor/Principal Employer](#)
- [Bulk IP Mapping with Contractor/Principal Employer](#)
- [View Contribution History\(Contractor/Principal Employer Wise\)](#)
- [Self Certification](#)




System will prompt to register new employee with Aadhaar number



Insurance

User Login: 110000000000000002

Monday, April 10, 2023 3:29:23 PM



Employee Registration with Aadhaar Number	
Employer/Subunit Code No:-	110000000000000002
Do you want to register with Aadhaar number?**:	<input checked="" type="radio"/> Yes <input type="radio"/> No
	<input type="button" value="Continue"/> <input type="button" value="Cancel"/>

Click on Yes to register Aadhaar number

Click on Continue for Aadhaar Seeding






ESIC
Employees' State Insurance Corporation

Insurance

User Login: 11000000000000002

Monday, April 10, 2023 3:29:25 PM



Employee Registration with Aadhaar Number

Employer/Subunit Code No:-

Do you want to register with Aadhaar number?*: Yes No

Aadhaar Seeding

Enter Aadhaar/VID View

[View terms and conditions](#). Employee is agreed to the terms and conditions for registration and willing to share Aadhaar.

Enter Valid
Aadhaar/VID no. of
new Employee




If User will enter invalid Aadhaar/VID No. then warning will display

File No. 121013/1/2022-ICT (Computer No. 3077)



esicstaging.esic.in says
Please enter a valid Aadhaar-ID



User Login: 110000000000000002 Monday, April 10, 2023 3:40:44 PM

Employee Registration with Aadhaar Number

Employer/Subunit Code No:*	<input type="text" value="110000000000000002"/>
Do you want to register with Aadhaar number?**:	<input checked="" type="radio"/> Yes <input type="radio"/> No

Aadhaar Seeding

Enter Aadhaar/VID	<input type="text" value="....."/>	<input type="checkbox"/> View
<input type="checkbox"/> View terms and conditions . Employee is agreed to the terms and conditions for registration and willing to share Aadhaar.		
<input type="button" value="Get OTP"/>		


Note:- If entered Aadhaar number is not valid then system will show a warning message to enter valid Aadhaar no.





User Login: 110000000000000002

Monday, April 10, 2023 3:29:25 PM



Employee Registration with Aadhaar Number

Employer/Subunit Code No:-

Do you want to register with Aadhaar number?*: Yes No

Aadhaar Seeding

Enter Aadhaar/VID View

[View terms and conditions](#). Employee is agreed to the terms and conditions for registration and willing to share Aadhaar.

Enter Valid Aadhaar number of an employee





User can view the entered Aadhaar number



ESIC
Employees' State Insurance Corporation

Insurance

User Login: 110000000000000002

Monday, April 10, 2023 3:29:25 PM



Employee Registration with Aadhaar Number	
Employer/Subunit Code No:*	<input type="text" value="110000000000000002"/>
Do you want to register with Aadhaar number?**:	<input checked="" type="radio"/> Yes <input type="radio"/> No
<input type="button" value="Continue"/> <input type="button" value="Cancel"/>	

Aadhaar Seeding	
Enter Aadhaar/VID	<input type="text" value="6[REDACTED]155"/> <input checked="" type="checkbox"/> View
<input type="checkbox"/> View terms and conditions . Employee is agreed to the terms and conditions for registration and willing to share Aadhaar.	
<input type="button" value="Get OTP"/>	

Click on View tick box to see Aadhaar no.



User can read the terms and conditions & Accept it




ESIC
Employees' State Insurance Corporation

Insurance

User Login: 110000000000000002

Monday, April 10, 2023 3:29:25 PM



Employee Registration with Aadhaar Number	
Employer/Subunit Code No:-	<input type="text" value="110000000000000002"/>
Do you want to register with Aadhaar number?**:	<input checked="" type="radio"/> Yes <input type="radio"/> No
<input type="button" value="Continue"/> <input type="button" value="Cancel"/>	

Aadhaar Seeding	
Enter Aadhaar/VID	<input type="text" value="*****"/> <input type="checkbox"/> View
<input type="checkbox"/> View terms and conditions . Employee is agreed to the terms and conditions for registration and willing to share Aadhaar.	
<input type="button" value="Get OTP"/>	

Click on View terms and conditions





ESIC

Em

Insurance

User Login: 1100

Employee Registra

Employer/Subunit Cod

Do you want to registe

Aadhaar Seeding

Enter Aadhaar/VID

[View terms at](#)

Terms & Conditions for Collection and Use of Aadhaar number and associated information

1. I understand that my Aadhaar number, biometric information and/or One-Time Password (OTP) and demographic information, as understood under the Aadhaar (Targeted Delivery of Financial and Other Subsidies, Benefits and Services) Act, 2016 and regulations framed thereunder, is being collected by the Ministry of Labour & Employment ("Ministry") and/or ESIC for the following purposes:
 - a. Authenticating my identity by way of the Aadhaar number authentication system;
 - b. Strengthening digital platforms to ensure good governance and preventing dissipation of social welfare benefits;
 - c. Detecting, preventing, and otherwise addressing malpractices and harmful conduct associated with disbursement of social welfare benefits and services;
 - d. Resolving security or technical issues associated with disbursement of social welfare benefits and services;
 - e. Measuring trends related to disbursement and effectiveness of social welfare benefits and services, and improving the quality of such benefits and services.
 - f. Cross-verifying the collected Aadhaar number and associated identity information with the Aadhaar-seeded database of other Departments/Ministries of the Central Government and State Governments for the purpose of the welfare scheme (s);
 - g. Delivering the benefits of various schemes of Departments/Ministries of Union and State Governments framed for welfare of citizens;
 - h. Sharing of my Aadhaar number and demographic information with other Departments/Ministries of the Central Government, State Governments and local bodies for formulation or implementation of suitable welfare scheme(s).
 - i. Registering on the NDUW Portal for UAN (Universal Account Number) and for availing benefits under the Code on Social Security, 2020;
 - j. Accessing status of "Unorganised" or "Organised" worker and eligibility across Government programmes run by the Ministry under the Code on Social Security, 2020 or other similar welfare programmes run by other Departments/Ministries of the Central Government and State Governments;
 - k. Seeding of Aadhaar number with my bank account; and
 - l. All such purposes incidental to the benefits of Social Security Schemes.
2. I understand that the Ministry/ESIC shall create an Aadhaar-seeded database containing my Aadhaar number, biometric and/or One-Time Password (OTP) and demographic information for all or any of the purposes enlisted in paragraphs 1 (a)-(l) of this consent form, that the Ministry shall ensure that requisite mechanisms have been put in place to ensure safety, security and privacy of such information in accordance with applicable laws and regulations and the Ministry shall not share my biometric information with anyone for any reason whatsoever, or use it for any purpose other than authentication.
3. I understand that in case of failure to authenticate due to illness, injury or infirmity owing to old age or otherwise or any technical reasons, the Ministry/ESIC shall allow the following alternate means of identification for availing benefits under the Code on Social Security, 2020/the ESI Act, 1948:
 - a. Voter ID card
 - b. Ration card
 - c. Passport
 - d. Driving License
 - e. Any Photo Identity Card issued by the Central Government, State Governments, or Union Territory Administrations; Certificate of identity with photograph issued by a Gazetted Officer on an official letterhead.
4. I have no objection to authenticating myself with Aadhaar based authentication system and give my consent to provide my Aadhaar Number, biometric information and/ or One-Time password (OTP) and demographic information for Aadhaar based authentication for the purposes enlisted in paragraphs 1 (a)-(l) of this consent form and for creation of an Aadhaar-seeded database as described in Paragraph 2 of this consent form.

आधार नंबर और संबंधित जानकारी के एकत्रीकरण और उपयोग के लिए निबंधन एवं शर्तें

1. मैं समझता / समझती हूँ कि मेरा आधार नंबर, बायोमेट्रिक जानकारी और / या वन-टाइम पासवर्ड (ओटीपी) और जनांकिकीय जानकारी, जैसा कि आधार (वित्तीय और अन्य सहायिकियों, लाभों और सेवाओं का लक्षित





User read the terms & condition and click on I Agree

780397/2023/SEC ICT ESIC HQ



ESIC

Em

Insurance

User Login: 1100

Employee Registra

Employer/Subunit Coc

Do you want to registe

Aadhaar Seeding

Enter Aadhaar/VID

 [View terms and](#)

आधार नंबर और संबंधित जानकारी के एकीकरण और उपयोग के लिए निबंधन एवं शर्तें

- मैं समझता / समझती हूँ कि मेरा आधार नंबर, बायोमेट्रिक जानकारी और / या वन-टाइम पासवर्ड (ओटीपी) और जनांकिकीय जानकारी, जैसा कि आधार (वित्तीय और अन्य सहायिकियों, लाभों और सेवाओं का लक्षित वितरण) अधिनियम, 2016 और उसके तहत बनाए गए विनियमों के अन्तर्गत, निम्नलिखित उद्देश्यों के लिए श्रम एवं रोजगार मंत्रालय ("मंत्रालय") और/या क.रा.बी.निगम द्वारा एकत्र किया जा रहा है:
 - क. आधार नंबर प्रमाणीकरण प्रणाली के द्वारा मेरी पहचान प्रमाणित करना;
 - ख. सुशासन सुनिश्चित करने और समाज कल्याण लाभों के अपव्यय को रोकने के लिए डिजिटल प्लेटफॉर्म को सुदृढ़ बनाना;
 - ग. समाज कल्याण लाभों और सेवाओं के संवितरण में अनाचार और अहितकर आचरण का पता लगाना, रोकना, और समाधान करना;
 - घ. समाज कल्याण लाभों और सेवाओं के संवितरण से संबंधित सुरक्षा और तकनीकी मुद्दों को हल करना;
 - ङ. समाज कल्याण लाभों और सेवाओं के संवितरण और प्रभावशीलता से संबंधित प्रवृत्तियों का आंकलन और ऐसे लाभों और सेवाओं की गुणवत्ता में सुधार करना;
 - च. संगृहीत आधार नंबर और सम्बद्ध पहचान जानकारी को कल्याणकारी योजना (ओ) से सम्बद्ध अन्य विभागों/केंद्रीय सरकार और राज्य सरकारों के मंत्रालयों के आधार-सीडेड डाटाबेस के साथ पुनः सत्यापित करना;
 - छ. नागरिकों के कल्याण के लिए तैयार संघ और राज्य सरकारों के विभागों/मंत्रालयों की विभिन्न योजनाओं के लाभों का वितरण;
 - ज. उपयुक्त कल्याणकारी योजना (ओ) बनाने या कार्यान्वयन के लिए केंद्रीय सरकार, राज्य सरकारों और स्थानीय निकायों के अन्य विभागों/मंत्रालयों के साथ मेरा आधार नंबर और जनांकिकीय जानकारी साझा करना;
 - झ. सामाजिक सुरक्षा संहिता, 2020 के अंतर्गत लाभ प्राप्त करने और यूएन (यूनिवर्सल अकाउंट नंबर) के लिए असंगठित कर्मकार राष्ट्रीय डाटाबेस (एनडीयूडब्ल्यू) पोर्टल पर पंजीकरण करना;
 - ञ. सामाजिक सुरक्षा संहिता, 2020 के अंतर्गत मंत्रालय द्वारा संचालित सरकारी कार्यक्रमों या केंद्रीय सरकार और राज्य सरकारों के अन्य विभागों/मंत्रालयों द्वारा संचालित अन्य समान कल्याणकारी कार्यक्रमों में मेरी "असंगठित" या "संगठित" कर्मकार की स्थिति और पात्रता का निर्धारण करना;
 - ट. मेरे बैंक खाते के साथ आधार नंबर सीड करना; और
 - ठ. सामाजिक सुरक्षा योजनाओं के लाभों के लिए ऐसे सभी अनुषंगी प्रयोजनों के लिए ।
- मैं समझता / समझती हूँ कि मंत्रालय/क.रा.बी.निगम इस सहमति फॉर्म के पैरा 1 (क) - (ठ) में सूचीबद्ध सभी या किसी भी प्रयोजन के लिए मेरा आधार नंबर, बायोमेट्रिक और / या वन-टाइम पासवर्ड (ओटीपी) और जनांकिकीय जानकारी युक्त डाटाबेस तैयार करेगा और मंत्रालय/क.रा.बी.निगम यह सुनिश्चित करेगा कि लागू कानूनों और विनियमों के अनुसार ऐसी जानकारी की सुरक्षा, संरक्षा और गोपनीयता सुनिश्चित करने के लिए आवश्यक तंत्र स्थापित किए जाएंगे और मंत्रालय प्रमाणीकरण के अलावा किसी भी कारण के लिए मेरी बायोमेट्रिक जानकारी का इस्तेमाल या किसी अन्य उद्देश्य के लिए इसे किसी के साथ साझा नहीं करेगा।
- मैं समझता / समझती हूँ कि बीमारी, चोट या वृद्धावस्था के कारण अशक्तता या किसी अन्य तकनीकी कारणों से प्रमाणित करने में विफलता के मामले में, मंत्रालय/क.रा.बी.निगम सामाजिक सुरक्षा संहिता, 2020/क.रा.बी.अधिनियम, 1948 के अंतर्गत लाभ प्राप्त करने के लिए पहचान के निम्नलिखित वैकल्पिक साधनों की अनुमति देगा:
 - क. मतदाता पहचान पत्र;
 - ख. राशन कार्ड;
 - ग. पासपोर्ट;
 - घ. ड्राइविंग लाइसेंस;
 - ङ. केंद्रीय सरकार, राज्य सरकारों या संघ राज्य क्षेत्र प्रशासनों द्वारा जारी कोई भी फोटो पहचान पत्र; सरकारी पत्र शीर्ष पर राजपत्रित अधिकारी द्वारा जारी फोटो के साथ पहचान का प्रमाण पत्र।
- मुझे आधार पर आधारित प्रमाणीकरण प्रणाली के साथ स्वयं को प्रमाणित करने में कोई आपत्ति नहीं है और मैं सहमति फॉर्म के पैराग्राफ (क)-(ठ) में सूचीबद्ध प्रयोजनों के लिए आधार पर आधारित प्रमाणीकरण के लिए और इस सहमति फॉर्म के पैरा 2 में यथा वर्णित आधार-सीडेड डाटाबेस के सृजन के लिए अपना आधार नंबर, बायोमेट्रिक जानकारी और / या वन-टाइम पासवर्ड (ओटीपी) और जनांकिकीय जानकारी प्रदान करने की सहमति देता / देती हूँ ।

I Agree

Click on I Agree for
terms and conditions



User agreed to the terms & conditions. Click on Get OTP




ESIC
Employees' State Insurance Corporation

Insurance

User Login: 110000000000000002

Monday, April 10, 2023 3:39:14 PM



Employee Registration with Aadhaar Number	
Employer/Subunit Code No:-	<input type="text" value="110000000000000002"/>
Do you want to register with Aadhaar number?**:	<input checked="" type="radio"/> Yes <input type="radio"/> No
<input type="button" value="Continue"/> <input type="button" value="Cancel"/>	

Aadhaar Seeding	
Enter Aadhaar/VID	<input type="text" value="*****"/> <input type="checkbox"/> View
<input checked="" type="checkbox"/> View terms and conditions . Employee is agreed to the terms and conditions for registration and willing to share Aadhaar.	
<input type="button" value="Get OTP"/>	

Agree the terms and conditions

Click on Get OTP button





Employee Registration with Aadhaar Number	
Employer/Subunit Code No:-	<input type="text" value="110000000000000002"/>
Do you want to register with Aadhaar number?**:	<input checked="" type="radio"/> Yes <input type="radio"/> No
<input type="button" value="Continue"/> <input type="button" value="Cancel"/>	

Aadhaar Seeding	
Enter Aadhaar/VID	<input type="text"/>
<input checked="" type="checkbox"/> View terms and conditions. Employee is agreed to the terms and conditions for registration and willing to share Aadhaar.	
<input type="button" value="Get OTP"/>	
Enter OTP for	<input type="text" value="682418"/> The OTP has been sent to the mobile No. *****5159
<input type="button" value="Validate"/>	

Enter OTP

Click on Validate

Note: - After OTP, system will verify Aadhaar and also generate ABHA Number



Track Registered Employees/New IP Registration	
Employer/Subunit Code No:*	<input type="text" value="110000000000000002"/>
Was the Employee ever allotted a ESI Number?**:	<input type="radio"/> Yes <input checked="" type="radio"/> No
Mobile Number:*	<input type="text" value="8058363727"/> Validate Mobile Number
<p>* Provide correct and actual mobile number. * This mobile will remain same at the time of registration. You won't be able to edit it. * The OTP will remain valid for 20 minutes. * You are allowed to generate OTP maximum 3 times. * After 3 consecutive attempts of generating OTP, system won't generate any OTP for said mobile number for next 3 hours. * Note: It shall be the responsibility of the Employer to provide the correct Mobile Number of the Employee to prevent administrative consequences. It is recommended that each Employee should provide a mobile number.</p>	
<input type="button" value="Close"/>	

Enter the Mobile Number

Click on Validate Mobile No.

User click on continue to register new IP no.



Track Registered Employees/New IP Registration

Employer/Subunit Code No:*

110000000000000002

Was the Employee ever allotted a ESI Number?**:

Yes No

Mobile Number:*

8058363727 [Validate Mobile Number](#)

- * Provide correct and actual mobile number.
- * This mobile will remain same at the time of registration. You won't be able to edit it.
- * The OTP will remain valid for 20 minutes.
- * You are allowed to generate OTP maximum 3 times.
- * After 3 consecutive attempts of generating OTP, system won't generate any OTP for said mobile number for next 3 hours.
- * Note: It shall be the responsibility of the Employer to provide the correct Mobile Number of the Employee to prevent administrative consequences. It is recommended that each Insured Person should have unique mobile number.

Continue

Close

Click on Continue for
employee
registration



Employer > Employee Registration

Employees Registration Form-1 * Required Fields			
Insured Person's Particulars			
1.(a) Is IP Disabled:*	<input type="radio"/> Yes <input checked="" type="radio"/> No	1.(b) Type of Disability:	---Please Select---
1.(c) Select Certificate:	<input type="button" value="Choose File"/> No file chosen <input type="button" value="Upload"/>		
2. Name:*	TEST NAME	3. Name of	FATHER
		<input checked="" type="radio"/> Father <input type="radio"/> Husband	
4. Date of Birth:*	01/01/1983		
5. Marital Status:*	UnMarried	6. Gender:*	<input checked="" type="radio"/> M <input type="radio"/> F <input type="radio"/> TG
7. Present Address			
Address :*	TEST	Pin Code:	
		Phone No.:	
		Mobile No.:	91 - 8058383727
State:*	Delhi	Email:	
District:*	New Delhi		

Demographic details auto filled in this form which we have received from UIDAI by e-KYC

1. Full Name of Beneficiary
2. DOB in dd-mm-yyyy
3. Gender (Male, Female, Transgender)
4. Complete address details as per Aadhaar



User must fill remaining details for new IP registration

<input checked="" type="checkbox"/> Copy Present Address to Permanent Address			
8. Permanent Address			
Address :*	TEST	Pin Code:	
		Phone No.:	-
		Mobile No.:	91 - 8058383727
State:*	Delhi	Email:	
District:*	New Delhi		
9 a. Dispensary Or IMP or mEUD For IP:*			
State:	Delhi	District:	New Delhi
<input checked="" type="radio"/> Dispensary <input type="radio"/> IMP <input type="radio"/> mEUD	Azadpur, DL (ESIC Disp.)	Address:	ESIC Dispensary, Azad Pur, C-2/35, Model Town III, New Delhi, 110033, Delhi - 110033
9 b. Dispensary Or IMP or mEUD for Family Members:*			
State:	Delhi	District:	New Delhi
<input checked="" type="radio"/> Dispensary <input type="radio"/> IMP <input type="radio"/> mEUD	Azadpur, DL (ESIC Disp.)	Address:	ESIC Dispensary, Azad Pur, C-2/35, Model Town III, New Delhi, 110033, Delhi - 110033
10. Current Employer's Particulars		11.(b) In case of any Previous employment please fill up the details below:	
Employer's Code No.:	110000000000000002	Employer's Code No.:	
Date of Appointment:*	15/02/2023	Previous Insurance No.:	
Name of the Employer:*	Delhi electric company123	Name of the Employer:*	
Address of the Employer		Address of the Employer	
Address :*	1801/04 Bhagirath Palace Chandi Chowk	Address :*	
	testing near regional office		
State:*	Andhra Pradesh	State:*	---Please Select---
District:*	Chittoor	District:*	---Please Select---
Pin Code:	222222	Pin Code:	
Email	kpreddy4you@gmail.com	Email	
Phone No.:	222222 - 9650498819	Phone No.:	-
Mobile No.:	91 - 9650498819	Mobile No.:	91 -
11.(a) Have Previous Employer:	<input type="radio"/> Yes <input checked="" type="radio"/> No		



User declare the statement and consent of Beneficiary then click on Submit

I hereby declare that the statement provided/documentated above is correct to the best of my knowledge and belief. I certify that all the information collected and published here is with the permission and consent obtained from the beneficiaries for collecting, storing and using their personal data.
I also undertake to intimate any changes in the demographic profiles of the beneficiaries from time to time.*

I have obtained the consent of the beneficiary as under:
I am voluntarily sharing my Aadhaar Number / Virtual ID issued by the Unique Identification Authority of India ("UIDAI"), and my demographic information for the purpose of creating an Ayushman Bharat Health Account number ("ABHA number") and Ayushman Bharat Health Account address ("ABHA Address"). I authorize NHA to use my Aadhaar number / Virtual ID for performing Aadhaar based authentication with UIDAI as per the provisions of the Aadhaar (Targeted Delivery of Financial and other Subsidies, Benefits and Services) Act, 2016 for the aforesaid purpose. I understand that UIDAI will share my e-KYC details, or response of "Yes" with NHA upon successful authentication.*

Employees' registration permitted online within 10 days of date of appointment. Register in time to avail benefits and avoid penal provisions.

Submit Reset Cancel

Tick on IP Consent declaration

Tick on Declaration

Click on Submit





EMPLOYEES' STATE INSURANCE CORPORATION
e-Pehchan Card

Insured Person : TEST NAME
Insurance No. : 1115104687
Date of Registration : 15/02/2023

[Medical Acceptance Card \[Click Here to View Medical Acceptance Card\]](#)

YOUR REGISTRATION DETAILS

[Please seed Universal Account Number \(UAN\)](#)

Employee Name:	TEST NAME	Type of Disability:	None
Name of Father / Husband:	FATHER	Date of Birth:	01/01/1983
Marital Status:	Unmarried	Gender:	Male
Present Address:	TEST,Dist:New Delhi,Delhi	Permanent Address:	TEST,Dist:New Delhi,Delhi
Dispensary / IMP for IP:	Azadpur, DL (ESIC Disp.)	Dispensary / IMP for Family:	Azadpur, DL (ESIC Disp.)
UHID:	NA	ABHA:	91-22---8754-7646
UAN:	NA	EmailID:	NA
ABHA Address:	91220087547646@sbx	Aadhaar:	Validated
Employer's Code No.:	110000000000000002	Employer's Code No.:	None
Sub Unit's Code No.:	None	Sub Unit's Code No.:	None
Date of Appointment:	15/02/2023	First Insurance No.:	None
Name of Employer:	Delhi electric company123	Name of Employer:	None
Address of Employer:	1801/04 Bhagirath Palace Chandni Chowk,testing near regional office,Dist:ChitoorAndhra Pradesh222222	Address of Employer:	None

Family Details

Name	Relationship with the Employee	Date of Birth	UHID/ABHA	ABHA Address	UAN/Adhaar	Whether Residing with IP	Place of Residence	
							State	District
---	---	---	---	---	---	---	---	---

Nominee Details

Name of Nominee	Relationship with IP	Date of Birth	UHID/ABHA	Address of Nominee	Percentage Allotted
TEST	Spouse	NA	NA	TEST,Delhi,Dist:New Delhi	100

Documents Uploaded: none

BO - Ajmeri Gate,Branch Office ESI Corporation, Opposite Mori Gate Bus Terminal,110002

ABHA Number, ABHA Address and Aadhaar status displayed on screen





Thank You



ESIC Employee Aadhaar Seeding



Overview

Process for Aadhaar Seeding

Verify on Update Employee Details Screen



The demographic details will be captured for new Employee/ Pensioner through e-KYC process of UIDAI and for the existing ESIC Employee & ESIC Pensioner; the demographic details will be validate through e-KYC process. The Aadhaar/ VID number will be authenticated through OTP/ Biometric authentication (using Fingerprint or Iris).

The purpose of seeding the Aadhaar/ VID and display the Aadhaar Status in ESIC Panchdeep Application & the benefits of implementation of Aadhaar using e-KYC and Aadhaar/ VID authentication through OTP/ Biometric are mentioned as below-

- To prevent the fraudulent activities in financial transactions.
- Aadhaar Status can be used to merge the contribution of duplicate Insured person.
- Aadhaar Status can be used to perform the DE duplication process and prevent the duplicate IP number generation.
- Aadhaar Status can be used to perform the e-KYC; post e-KYC system will have the UIDAI verified demographic details of the beneficiaries.
- Aadhaar Status can be used to authenticate the beneficiaries at the time of service delivery.



Process of Aadhaar Seeding

User will use below mentioned url for Aadhaar Seeding

www.esic.gov.in



esic.gov.in

- Services
- Information
- Announcement

New Update

Tender

Unveiling of statue of Swami Vivekananda & Launch of host of new services at ESIC Medical College & Hospital, Faridabad.

- Inauguration of the Skill Lab and Multidisciplinary Research Unit
- Unveiling of statue of Swami Vivekananda
- Introduction of new services in the Advanced Bone Marrow Transplant Centre
- Inauguration of the Gymnasium for students

Quick Finder | Select Offices / Hospitals | Select State | Search

- Employer Login
- Insured Person / Beneficiary
- Insurance Medical Practitioner
- mEUD
- ESIC Staff / Pensioner
- Lawyer

Click on ESIC Staff/
Pensioner



Enter valid Employee/ Pensioner Number Enter Text Verification Code



https://www.esic.in/Dashboard/EligibilityCertificate.aspx



कर्मचारी राज्य बीमा निगम
Employees' State Insurance Corporation
(Ministry of Labour and Employment, Government of India)

English / हिंदी



श्रम एवं रोजगार मंत्रालय
Ministry of Labour & Employment
भारत सरकार (Government of India)

Home / Eligibility Certificate

Employee/Pensioner Number :	<input type="text" value="171161"/>	*(Enter 6 digit Number)
Text Verification Code :	<input type="text" value="383890d23"/>	* <input type="text" value="383890d23"/>
<input type="button" value="Submit"/>		

Click on Submit



OTP will be sent of Mobile number updated for Employee in HRMS 2.0



Home / Eligibility Certificate

An OTP has been sent to you mobile no. 99*****26. It will get expire in 20 minutes.

Enter OTP :

102585

*

Verify

Resend OTP

1. The OTP for Mobile Number Verification will remain valid for 20 minutes.
2. OTP can be generated a maximum of 3 times including the current one.
3. After 3 consecutive attempts of generating OTP, the system won't generate any OTP for a said mobile number for the next 3 hours.

Click on Verify

User can click on Aadhaar Seeding



Home / Eligibility Certificate

[View Medical Eligibility](#)

[Aadhaar Seeding](#)

Click on Aadhaar Seeding

Home / Eligibility Certificate

Aadhaar Seeding

Employee/ Pensioner Number : 171161

Active Family Details

Select	S.No	Name	Date of Birth	Gender	Relation	Aadhaar/VID Verified
<input checked="" type="radio"/>	1	NARENDRA CHOPRA	[REDACTED]	Male	Self	No

[Proceed for Aadhaar Seeding](#)

[Close](#)

Click on Proceed for Aadhaar Seeding



System will prompt to share Aadhaar and Accept Terms & Conditions to proceed

Home / Eligibility Certificate

Aadhaar Seeding

Do You want to share Aadhaar details ?

Yes No

Click on Yes if want to share Aadhaar

गापनायता सुनाश्चत करन क ।लए आवश्यक तत्र स्थापत ।कए जाएग आर मंत्रालय प्रमाणाकरण क अलावा ।कसा भा कारण क ।लए मरा बायामाट्रक जानकारी का इस्तमाल या ।कसा अन्य उद्दश्य क लिए इसे किसी के साथ साझा नहीं करेगा।

3. मैं समझता / समझती हूँ कि बीमारी, चोट या वृद्धावस्था के कारण अशक्तता या किसी अन्य तकनीकी कारणों से प्रमाणित करने में विफलता के मामले में, मंत्रालय/क.रा.बी.निगम सामाजिक सुरक्षा संहिता, 2020/ क.रा.बी.अधिनियम, 1948के अंतर्गत लाभ प्राप्त करने के लिए पहचान के निम्नलिखित वैकल्पिक साधनों की अनुमति देगा:

क. मतदाता पहचान पत्र;

ख. राशन कार्ड;

ग. पासपोर्ट;

घ. ड्राइविंग लाइसेंस;

ड. केंद्रीय सरकार, राज्य सरकारों या संघ राज्य क्षेत्र प्रशासनों द्वारा जारी कोई भी फोटो पहचान पत्र; सरकारी पत्र शीर्ष पर राजपत्रित अधिकारी द्वारा जारी फोटो के साथ पहचान का प्रमाण पत्र।

4. मुझे आधार पर आधारित प्रमाणीकरण प्रणाली के साथ स्वयं को प्रमाणित करने में कोई आपत्ति नहीं है और मैं सहमति फॉर्म के पैराग्राफ (क)-(ठ) में सूचीबद्ध प्रयोजनों के लिए आधार पर आधारित प्रमाणीकरण के लिए और इस सहमति फॉर्म के पैरा 2 में यथा वर्णित आधार-सीडेड डाटाबेस के सृजन के लिए अपना आधार नंबर, बायोमेट्रिक जानकारी और / या वन-टाइम पासवर्ड (ओटीपी) और जनांकिकीय जानकारी प्रदान करने की सहमति देता / देती हूँ ।

Employee/ Pensioner is agree to the terms and conditions for Registration under ESIC and willing to share Aadhaar details

Proceed

Close

Click on Check Box for T&C & Proceed



कर्मचारी राज्य बीमा निगम
Employees' State Insurance Corporation
(Ministry of Labour and Employment, Government of India)

English / हिंदी



श्रम एवं रोजगार मंत्रालय
Ministry of Labour & Employment
भारत सरकार (Government of India)

Home / Eligibility Certificate

Aadhaar Seeding

Enter Aadhaar/VID

View

Get OTP

Close

Enter Aadhaar/ VID No. * Click on Get OTP

Home / Eligibility Certificate

Aadhaar Seeding

Enter Aadhaar/VID

View

Get OTP

Enter OTP

The OTP has been sent to the mobile No. *****2626

ESIC Employee/ Pensioner has agreed to share Demographic and Aadhaar details for ABHA number generation

Validate

Close

Enter OTP & Click on Validate



After OTP, system will verify Aadhaar and also generate ABHA Number



A screenshot of the ESIC website interface. The header includes the text 'State Insurance Corporation' and 'Ministry of Labour & Employment, Government of India' in both Hindi and English. A central white notification box displays the URL 'www.esic.in' and the message 'Aadhaar verified and ABHA number updated successfully' with an 'OK' button.





After Aadhaar verification system will show Aadhaar/ VID Verified as 'Yes'

780386/2023/SEC-ICT-ESICHQ

Home / Eligibility Certificate

Aadhaar Seeding

Employee/ Pensioner Number : 171161

Active Family Details

Select	S.No	Name	Date of Birth	Gender	Relation	Aadhaar/VID Verified
<input checked="" type="radio"/>	1	NARENDRA CHOPRA		Male	Self	Yes

Proceed for Aadhaar Seeding

Close

Aadhaar/ VID Verification confirmation

Employee can check Aadhaar & ABHA Number status in Update Employee Details.



My Data * Required Fields			
Location	Training Accounting Unit	Accounting Unit	Training Accounting Unit
Change Applied For	<input checked="" type="radio"/> Self <input type="radio"/> Others *	Employee No.	171161
Employee Name	Mr. NARENDRA CHOPRA	Group	Group C
Designation	Staff Car Driver	Aadhaar Verified	Yes
ABHA No.	70 [REDACTED]		

ABHA Number

Aadhaar/ VID Status





Thank You



ESIC Pensioner Aadhaar Seeding



Overview

Process for Aadhaar Seeding

Verify on Update Employee Details Screen



The demographic details will be captured for new Employee/ Pensioner through e-KYC process of UIDAI and for the existing ESIC Employee & ESIC Pensioner; the demographic details will be validate through e-KYC process. The Aadhaar/ VID number will be authenticated through OTP/ Biometric authentication (using Fingerprint or Iris).

The purpose of seeding the Aadhaar/ VID and display the Aadhaar Status in ESIC Panchdeep Application & the benefits of implementation of Aadhaar using e-KYC and Aadhaar/ VID authentication through OTP/ Biometric are mentioned as below-

- To prevent the fraudulent activities in financial transactions.
- Aadhaar Status can be used to merge the contribution of duplicate Insured person.
- Aadhaar Status can be used to perform the DE duplication process and prevent the duplicate IP number generation.
- Aadhaar Status can be used to perform the e-KYC; post e-KYC system will have the UIDAI verified demographic details of the beneficiaries.
- Aadhaar Status can be used to authenticate the beneficiaries at the time of service delivery.



Process of Aadhaar Seeding

User will use below mentioned url for Aadhaar Seeding

www.esic.gov.in



esic.gov.in

- Services
- Information
- Announcement

New Update

Tender

Unveiling of statue of Swami Vivekananda & Launch of host of new services at ESIC Medical College & Hospital, Faridabad.

- Inauguration of the Skill Lab and Multidisciplinary Research Unit
- Unveiling of statue of Swami Vivekananda
- Introduction of new services in the Advanced Bone Marrow Transplant Centre
- Inauguration of the Gymnasium for students

Quick Finder | Select Offices / Hospitals | Select State | Search

- Employer Login
- Insured Person / Beneficiary
- Insurance Medical Practitioner
- mEUD
- ESIC Staff / Pensioner
- Lawyer


Click on ESIC Staff/
Pensioner



Enter valid Employee/ Pensioner Number Enter Text Verification Code



Home / Eligibility Certificate

Employee/Pensioner Number :		<input type="text" value="301811"/>	*(Enter 6 digit Number)
Text Verification Code :		<input type="text" value="33155"/>	* <input type="text" value="33155"/> 
<input type="button" value="Submit"/>			

Click on Submit



OTP will be sent of Mobile number updated for Pensioner in ERP

780375/2023/SEC-ICT-ESIC HQ

Home / Eligibility Certificate

An OTP has been sent to you mobile no. 99*****26. It will get expire in 20 minutes.

Enter OTP :

102585

*

Verify

Resend OTP

1. The OTP for Mobile Number Verification will remain valid for 20 minutes.
2. OTP can be generated a maximum of 3 times including the current one.
3. After 3 consecutive attempts of generating OTP, the system won't generate any OTP for a said mobile number for the next 3 hours.

Click on Verify

User can click on Aadhaar Seeding



कर्मचारी राज्य बीमा निगम
Employees' State Insurance Corporation
(Ministry of Labour and Employment, Government of India)

English / हिंदी



श्रम एवं रोजगार मंत्रालय
Ministry of Labour & Employment
भारत सरकार (Government of India)

Home / Eligibility Certificate

- [View Medical Eligibility](#)
- [View Pension Slip](#)
- [Aadhaar Seeding](#)

Click on Aadhaar Seeding

Home / Eligibility Certificate

Aadhaar Seeding

Employee/ Pensioner Number : 301811

Active Family Details

Select	S.No	Name	Date of Birth	Gender	Relation	Aadhaar/VID Verified
<input checked="" type="radio"/>	1	Akanksha Gupta	[REDACTED]	Female	Self	No

[Proceed for Aadhaar Seeding](#) [Close](#)

Click on Proceed for Aadhaar Seeding





System will prompt to share Aadhaar and Accept Terms & Conditions to proceed

Home / Eligibility Certificate

Aadhaar Seeding

Do You want to share Aadhaar details ?

Yes No

Click on Yes if want to share Aadhaar

गापनायता सुनाश्चत करन क ।लए आवश्यक तत्र स्थापत ।कए जाएग आर मंत्रालय प्रमाणाकरण क अलावा ।कसा भा कारण क ।लए मरा बायामाट्रक जानकारी का इस्तमाल या ।कसा अन्य उद्देश्य क लिए इसे किसी के साथ साझा नहीं करेगा।

3. मैं समझता / समझती हूँ कि बीमारी, चोट या वृद्धावस्था के कारण अशक्तता या किसी अन्य तकनीकी कारणों से प्रमाणित करने में विफलता के मामले में, मंत्रालय/क.रा.बी.निगम सामाजिक सुरक्षा संहिता, 2020/ क.रा.बी.अधिनियम, 1948के अंतर्गत लाभ प्राप्त करने के लिए पहचान के निम्नलिखित वैकल्पिक साधनों की अनुमति देगा:

क. मतदाता पहचान पत्र;

ख. राशन कार्ड;

ग. पासपोर्ट;

घ. ड्राइविंग लाइसेंस;

ङ. केंद्रीय सरकार, राज्य सरकारों या संघ राज्य क्षेत्र प्रशासनों द्वारा जारी कोई भी फोटो पहचान पत्र; सरकारी पत्र शीर्ष पर राजपत्रित अधिकारी द्वारा जारी फोटो के साथ पहचान का प्रमाण पत्र।

4. मुझे आधार पर आधारित प्रमाणीकरण प्रणाली के साथ स्वयं को प्रमाणित करने में कोई आपत्ति नहीं है और मैं सहमति फॉर्म के पैराग्राफ (क)-(ठ) में सूचीबद्ध प्रयोजनों के लिए आधार पर आधारित प्रमाणीकरण के लिए और इस सहमति फॉर्म के पैरा 2 में यथा वर्णित आधार-सीडेड डाटाबेस के सृजन के लिए अपना आधार नंबर, बायोमेट्रिक जानकारी और / या वन-टाइम पासवर्ड (ओटीपी) और जनांकिकीय जानकारी प्रदान करने की सहमति देता / देती हूँ ।

Employee/ Pensioner is agree to the terms and conditions for Registration under ESIC and willing to share Aadhaar details

Proceed

Close

Click on Check Box for T&C & Proceed



कर्मचारी राज्य बीमा निगम
Employees' State Insurance Corporation
(Ministry of Labour and Employment, Government of India)

English / हिंदी



श्रम एवं रोजगार मंत्रालय
Ministry of Labour & Employment
भारत सरकार (Government of India)

Home / Eligibility Certificate

Aadhaar Seeding

Enter Aadhaar/VID

View

Get OTP

Close

Enter Aadhaar/ VID No. * Click on Get OTP

Home / Eligibility Certificate

Aadhaar Seeding

Enter Aadhaar/VID

View

Get OTP

Enter OTP

The OTP has been sent to the mobile No. *****2626

ESIC Employee/ Pensioner has agreed to share Demographic and Aadhaar details for ABHA number generation

Validate

Close

Enter OTP & Click on Validate



After OTP, system will verify Aadhaar and also generate ABHA Number

File No. I-21013/1/2022-ICT (Computer No. 3077)



State Insurance Corporation
(and Employment, Government of India)

श्रम एव रोजगार मंत्रालय
Ministry of Labour & Employment
भारत सरकार (Government of India)

www.esic.in

Aadhaar verified and ABHA number updated successfully

OK



After Aadhaar verification system will show Aadhaar/ VID Verified as 'Yes'

750375/2023/SE-ICT-ESICHQ

File No. I-21013/1/2022-ICT (Computer No. 3077)



कर्मचारी राज्य बीमा निगम
Employees' State Insurance Corporation
(Ministry of Labour and Employment, Government of India)

English / हिंदी



श्रम एवं रोजगार मंत्रालय
Ministry of Labour & Employment
भारत सरकार (Government of India)

Home / Eligibility Certificate

Aadhaar Seeding

Employee/ Pensioner Number : 301811
Active Family Details

Select	S.No	Name	Date of Birth	Gender	Relation	Aadhaar/VID Verified
<input checked="" type="radio"/>	1	Akanksha Gupta	[REDACTED]	Female	Self	Yes

Proceed for Aadhaar Seeding

Aadhaar/ VID Verification confirmation



Points for ESIC Pensioner

- Mobile Number of Pensioner should be available in ESIC ERP System for Pensioner.
- Aadhaar can updated in ESIC System once eKYC is done
- Pensioner can update Digital Life Certificate via Jeevan Pramaan App launched by GoI. To update DLC, Aadhaar should be verified & Updated in ERP system of ESIC.
- ESIC Pensioner can also generate PensionSlip via www.esic.gov.in; Process is shown in next slides



esic.gov.in

- Services
- Information
- Announcement

New Update

Tender

Unveiling of statue of Swami Vivekananda & Launch of host of new services at ESIC Medical College & Hospital, Faridabad.

- Inauguration of the Skill Lab and Multidisciplinary Research Unit
- Unveiling of statue of Swami Vivekananda
- Introduction of new services in the Advanced Bone Marrow Transplant Centre
- Inauguration of the Gymnasium for students

Trending on ESIC

Quick Finder

Select Offices / Hospitals Select State

- Employer Login
- Insured Person / Beneficiary
- Insurance Medical Practitioner
- mEUD
- ESIC Staff / Pensioner
- Lawyer


Click on ESIC Staff/
Pensioner



Enter valid Employee/ Pensioner Number Enter Text Verification Code



Home / Eligibility Certificate

Employee/Pensioner Number :		<input type="text" value="301811"/>	*(Enter 6 digit Number)
Text Verification Code :		<input type="text" value="33155"/>	* <input type="text" value="33155"/> 
<input type="button" value="Submit"/>			

Click on Submit



OTP will be sent of Mobile number updated for Pensioner in ERP

780375/2023/SEC-ICT-ESIC/HQ

Home / Eligibility Certificate

An OTP has been sent to you mobile no. 99*****26. It will get expire in 20 minutes.

Enter OTP :

102585

*

Verify

Resend OTP

1. The OTP for Mobile Number Verification will remain valid for 20 minutes.
2. OTP can be generated a maximum of 3 times including the current one.
3. After 3 consecutive attempts of generating OTP, the system won't generate any OTP for a said mobile number for the next 3 hours.

Click on Verify

User can click on Aadhaar Seeding



कर्मचारी राज्य बीमा निगम
Employees' State Insurance Corporation
(Ministry of Labour and Employment, Government of India)

English / हिंदी



श्रम एवं रोजगार मंत्रालय
Ministry of Labour & Employment
भारत सरकार (Government of India)

Home / Eligibility Certificate

[View Medical Eligibility](#)

[View Pension Slip](#)

[Aadhaar Seeding](#)

Click on View Pension Slip



User can Select Year & Month and click on View System will download Pension Slip in pdf for selected Year & Month



कर्मचारी राज्य बीमा निगम
Employees' State Insurance Corporation
(Ministry of Labour and Employment, Government of India)

English / हिंदी



श्रम एवं रोजगार मंत्रालय
Ministry of Labour & Employment
भारत सरकार (Government of India)

Home / Eligibility Certificate

Pension Slip

Select Year: 2023 *

Select Month: Mar *

Select Year & Month
Click on View



Thank You