RatedPower
A PART OF ENVERUS

Smart energy flow

November 2025

BESS layouts in action: Real challenges, real solutions

Your speaker today

Luis Winkow
Technical Advisor DACH

Passionate about engineering and renewable energies. Working for the Customer Success team.

lwinkow@ratedpower.com

RatedPower
A PART OF ENVERUS

Agenda: What you will learn in today´s session

01. How the BESS Layout Tool Works
02. BESS Configuration Types
03. Features Benefits
04. Live Demo: Building and Comparing Layouts

01. How the BESS Layout Tool Works

How does the BESS layout tool work?

This feature allows users to easily replicate real world BESS layouts

- The tool provides multiple predefined distributions and orientations
- Most common industry-proven layouts available
- Choose options that replicate your preferred manufacturer guidelines
- Define setbacks between elements to comply with local regulation
- Road configurations can also be selected to adapt the layout for O&M, safety and site access
- Save it as a template for future uses

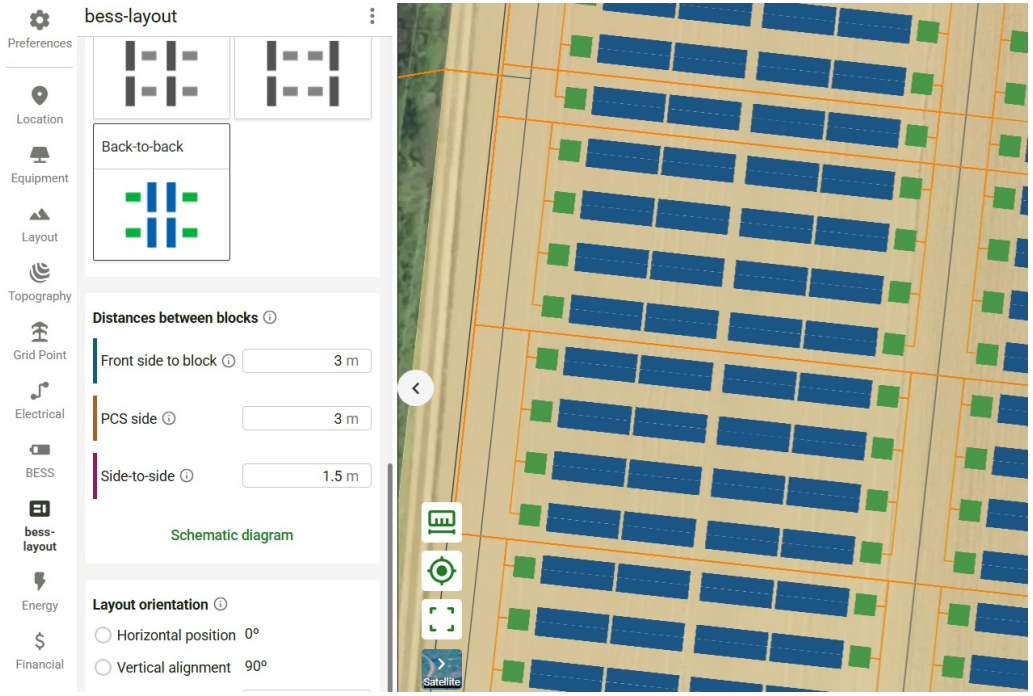

RatedPower
A PART OF ENVERUS

02. BESS Configuration Types

Inside each BESS block: PCS & Container Arrangement

- **Parallel PCS placement:**
  - Easier access for maintenance & cable routing inside the block
  - Potentially slightly larger footprint

- **Perpendicular PCS placement**
  - Potentially maximize space efficiency → higher capacity per area

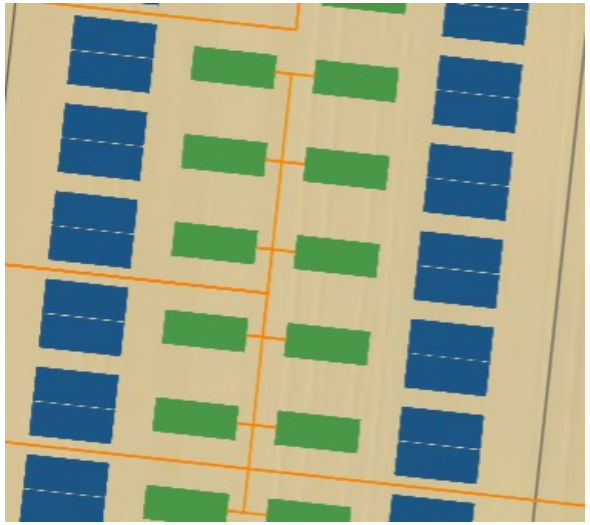

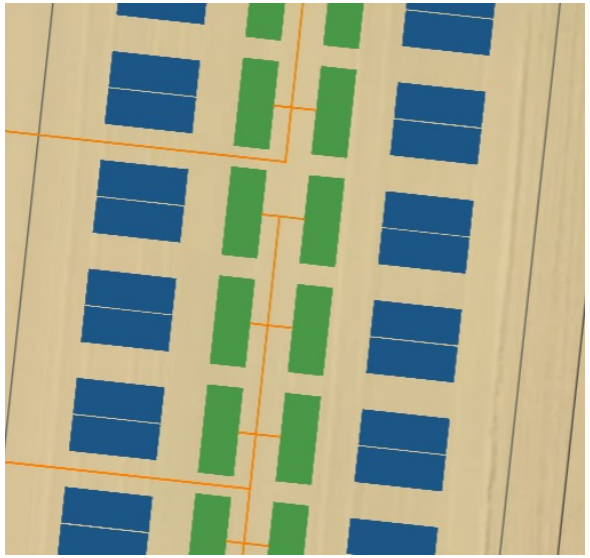

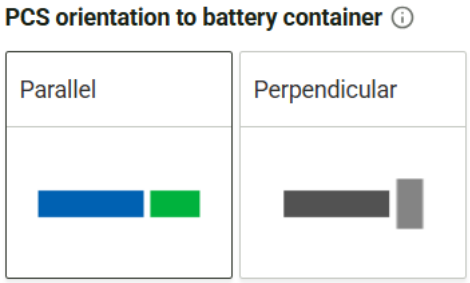

Orientation of BESS blocks on site

- **Mirrored configuration:**
  - PCSs face each other → shared trenches → shorter cable runs
  - Roads behind battery containers → easy access for delivery, replacement and emergency vehicles
  - Can reduce CAPEX in cabling and trenching
  - Requires proper ventilation and clearance between facing PCS units to avoid thermal recirculation

- **Back to back configuration:**
  - Roads in the middle of two facing blocks → direct vehicle access for PCS O&M
  - Less convenient access for battery container replacement or firefighting operations
  - Potentially longer cable runs compared to mirrored layouts

***Note**: Each configuration can perform better or worse depending on site shape, available area, access roads, safety distances and local regulations..*

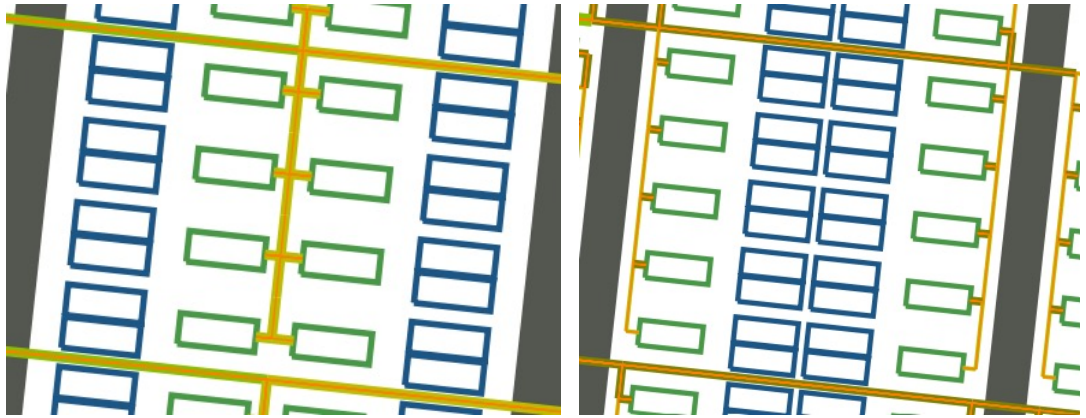

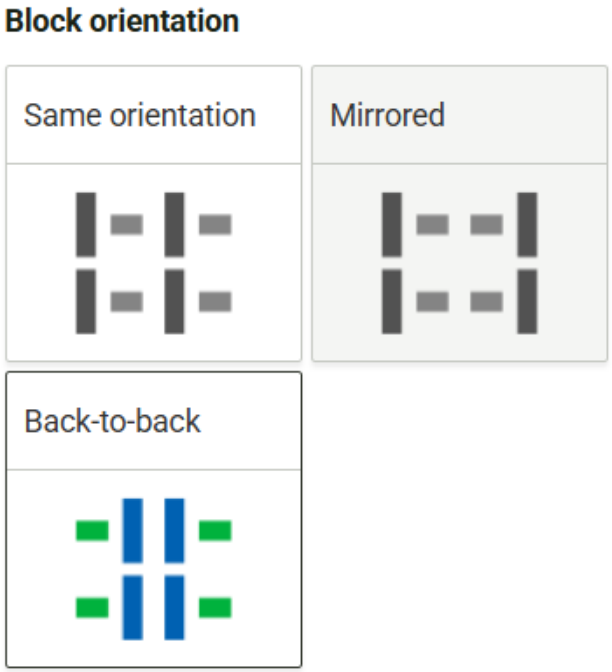

03. Feature Benefits

Easy

No more manual container and PCS placement, choose from top industry layouts to save hours of manual work and speed up project planning & execution

Compliant

Define regulation-compliant setback distances to minimize risks and reduce revision time

Reliable

Generate precise, reliable BESS layouts, SLDs and more in minutes. Match manufacturer requirements in just a few clicks

04. Live Demo

Let´s Jump Into the Software

- Live demo: building a BESS layout from scratch
- Test different configurations & see instant impact
- Compare mirrored vs back-to-back layouts in real time
- Export documents

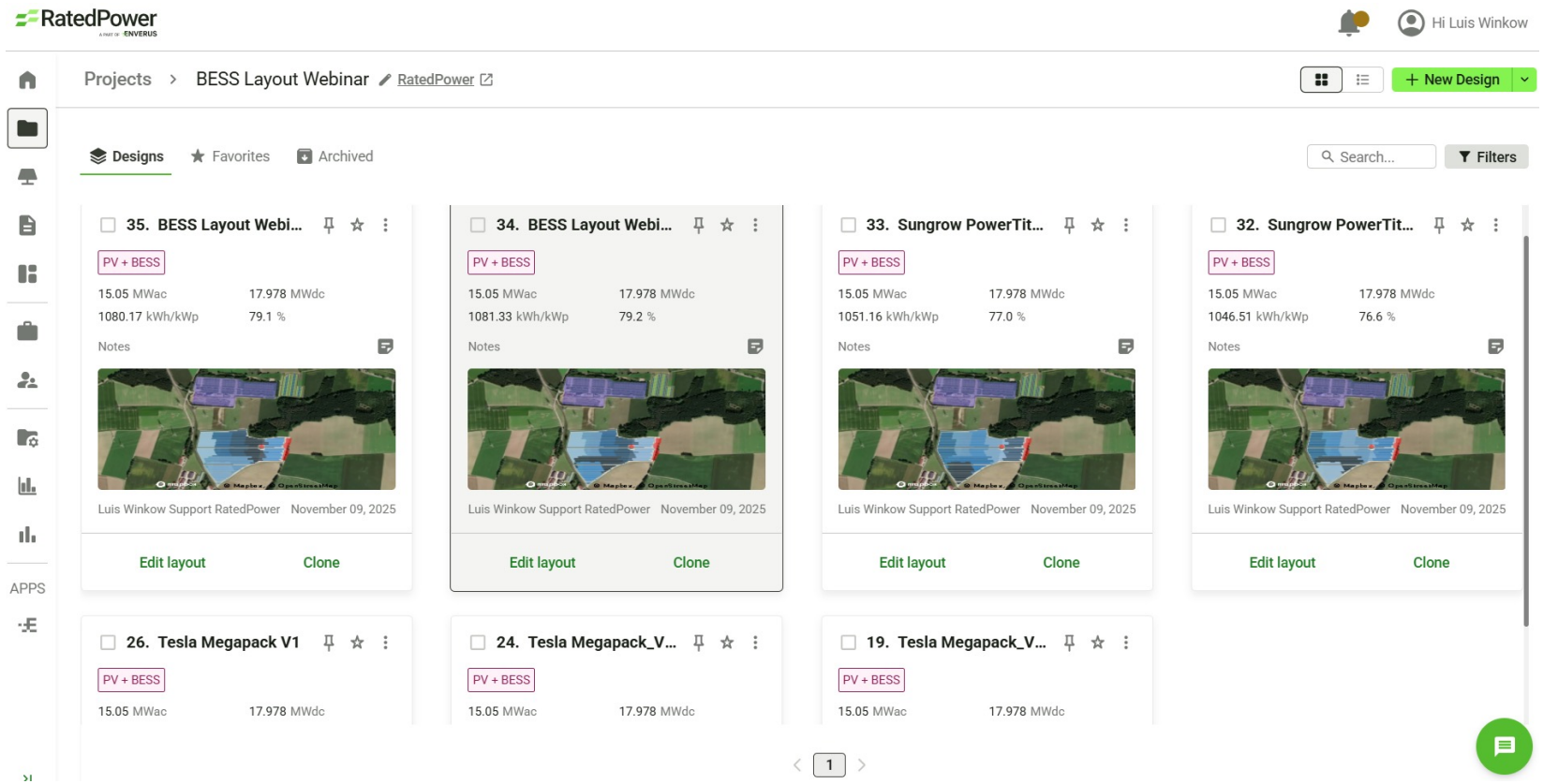

Questions?

We're all ears! Drop yours in the question box!

Luis Winkow

lwinkow@ratedpower.com

ratedpower.com
Instagram: @rated_power
Linkedin: /ratedpower

RatedPower
A PART OF ENVERUS