

How to watch an online lecture

This quick guide will help you successfully watch an online lecture

What to expect

Due to the nature of online experiences, online lectures are often less formal than events that take place face-to-face. Like any online environment, there may be unexpected interruptions due to the quality of internet connections.

What do I need?

To watch an online lecture, you need:

1. A device, such as a computer, laptop or tablet to watch the online lecture on.
2. The link to the page where the online lecture is hosted. This will be sent to you upon booking.
3. Reliable internet connection.
4. Optional - headphones to plug into your device for better sound quality

Controls for the online lectures

Full screen

For the best viewing experience, watch the online lecture in 'full screen' mode.

To do this press the full screen icon on the bottom of the video:



To exit 'full screen' mode click the same button

Play / pause

To play the lecture, press the play button:



To pause the lecture, press the pause button:



Moving forward or backward

To skip forward or backward in the lecture, click on the time bar across the bottom of the video:



Audio settings

To increase or decrease the volume of the video adjust the audio button:



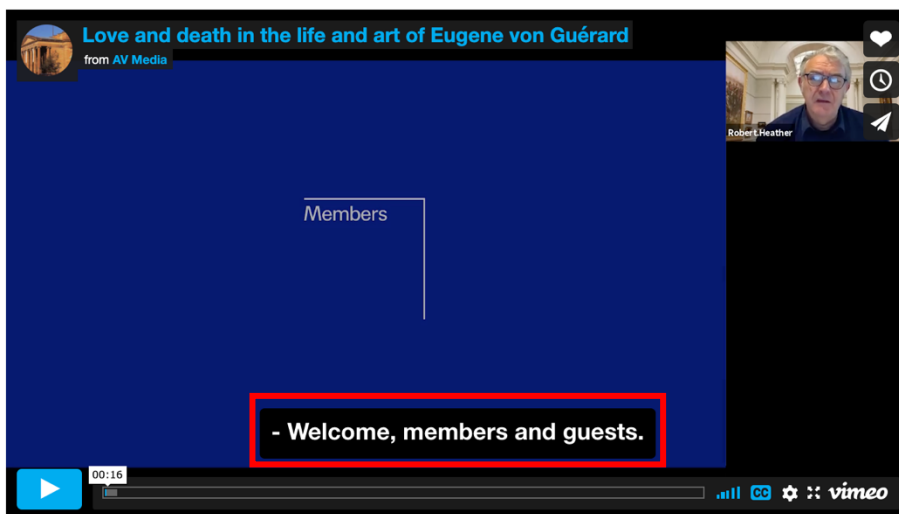
You may also need to adjust the volume on your device for the best audio experience.

Closed captions

To access closed captions, press the closed captions button:



Captions will appear on the bottom of the video.



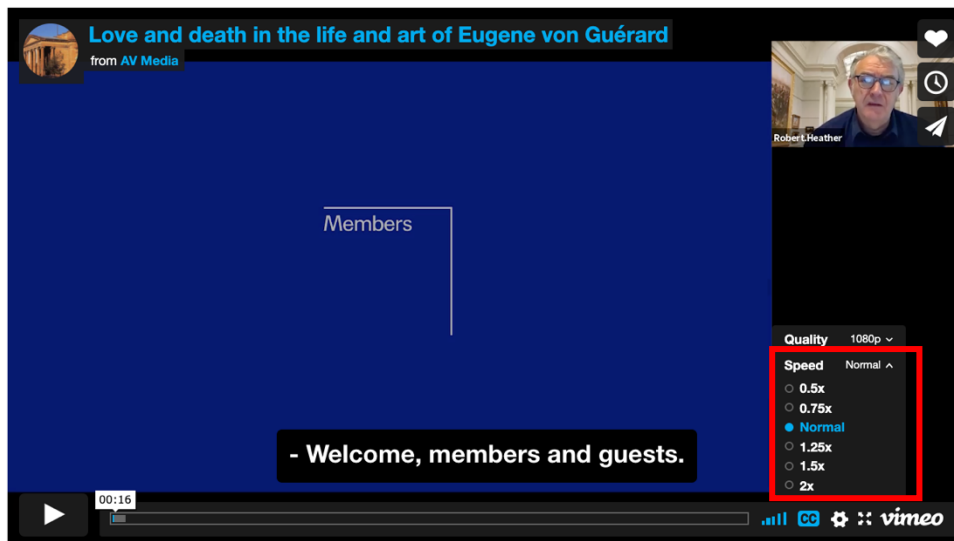
To remove closed captions, press the closed captions button.

Playback speed

To increase or decrease the playback speed of the video press the settings button:




Next, click 'speed' and choose your desired playback speed:



Playback quality

We always recommend watching online lectures at '1080p' quality. Our online lectures are automated to play at this quality without adjustment being required.

If you want to adjust playback quality press the settings button:



Next, click 'quality' and choose your desired playback quality:

