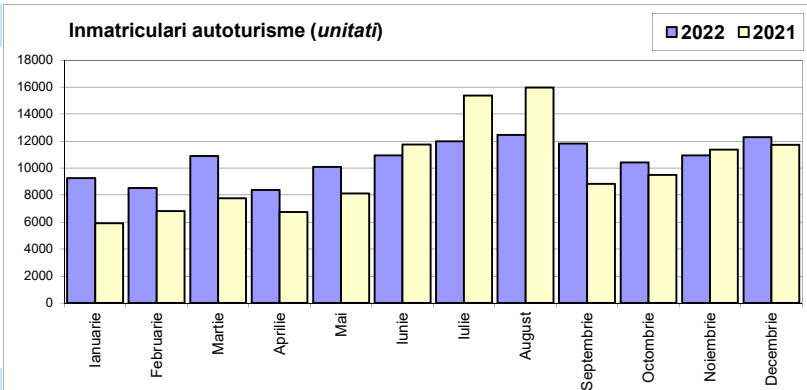


## Inmatriculari autoturisme / Passenger car registrations

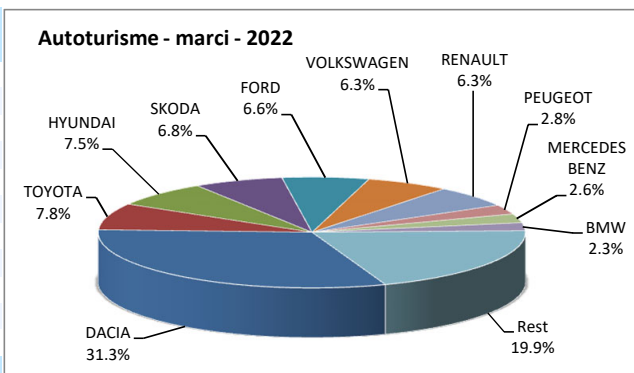
Luna/An	2022	2021	Variatie
Ianuarie	9 248	5 915	56.3%
Februarie	8 510	6 815	24.9%
Martie	10 902	7 753	40.6%
Aprilie	8 371	6 750	24.0%
Mai	10 080	8 113	24.2%
Iunie	10 930	11 747	-7.0%
Iulie	11 987	15 360	-22.0%
August	12 448	15 956	-22.0%
Septembrie	11 813	8 826	33.8%
Octombrie	10 423	9 493	9.8%
Noiembrie	10 949	11 358	-3.6%
Decembrie	12 287	11 731	4.7%
<b>Total</b>	<b>127 948</b>	<b>119 817</b>	<b>6.8%</b>

119 817



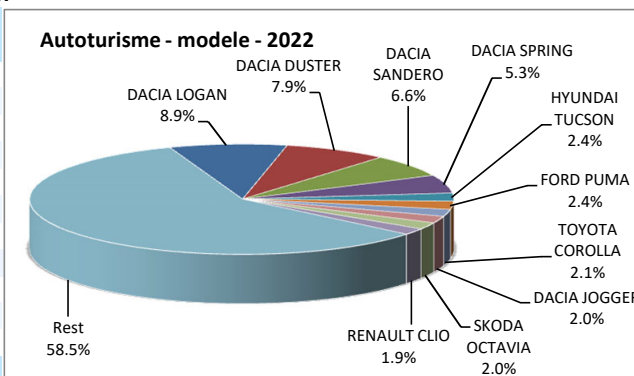
## Top inmatriculari autoturisme - marci / Passenger car top - by make

MARCA	December unitati	Var. luna sim. an anterior	2022 unitati	Var. an anterior
DACIA	5244	14.6%	40019	14.9%
TOYOTA	586	-17.0%	9964	12.8%
HYUNDAI	556	-49.0%	9551	0.2%
SKODA	672	7.2%	8669	8.8%
FORD	603	22.3%	8383	7.4%
VOLKSWAGEN	622	13.1%	8058	3.1%
RENAULT	1308	38.3%	8008	2.7%
PEUGEOT	198	-17.5%	3522	4.0%
MERCEDES BENZ	258	16.7%	3341	2.0%
BMW	282	30.6%	2985	-8.9%
Rest	1958	-5.3%	25448	-
<b>TOTAL</b>	<b>12287</b>	<b>4.7%</b>	<b>127948</b>	<b>6.8%</b>



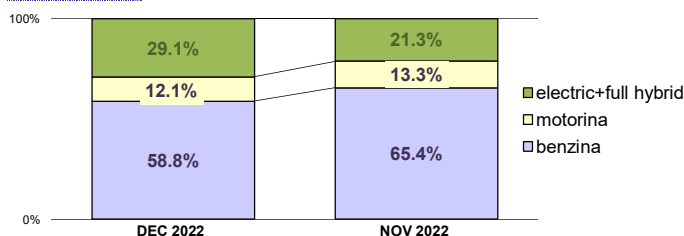
## Top inmatriculari autoturisme - modele / Passenger car top - by model

MODEL	December unitati	Var. luna sim. an anterior	2022 unitati	Var. an anterior
DACIA LOGAN	1272	-0.4%	11402	-14.1%
DACIA DUSTER	1152	49.4%	10118	11.9%
DACIA SANDERO	702	-15.4%	8492	3.2%
DACIA SPRING	1804	17.8%	6830	122.6%
HYUNDAI TUCSON	176	-44.3%	3058	7.2%
FORD PUMA	175	3.6%	3046	-3.0%
TOYOTA COROLLA	128	-3.8%	2634	7.5%
DACIA JOGGER	313	-	2614	-
SKODA OCTAVIA	211	24.1%	2534	-6.8%
RENAULT CLIO	595	82.0%	2418	-17.9%
Rest	5759	-7.2%	74802	-
<b>TOTAL</b>	<b>12287</b>	<b>4.7%</b>	<b>127948</b>	<b>6.8%</b>



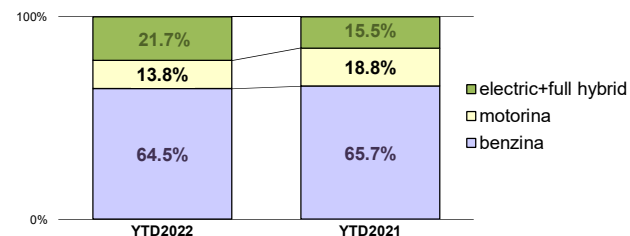
## Segmentare autoturisme dupa tipul de combustibil / PC segmentation by type of fuel

	benzina		motorina		electric+full hybrid		total
DEC 2022	7227	58.8%	1484	12.1%	3576	29.1%	12 287
NOV 2022	7164	65.4%	1458	13.3%	2327	21.3%	10 949



Categoria Full Hybrid nu include si Mild Hybrid // Full Hybrid category does not include Mild Hybrid vehicles

	benzina		motorina		electric+full hybrid		total
YTD2022	82549	64.5%	17679	13.8%	27720	21.7%	127 948
YTD2021	78677	65.7%	22538	18.8%	18602	15.5%	119 817



## Inmatriculări autoturisme in functie de tipul de combustibil / Passenger car registrations by fuel type

Luna/An	2022				Pondere				Variatie 22/21			
	Motorina	Benzina	EV	HEV	Motorina	Benzina	EV	HEV	motorina	benzina	EV	HEV
Ianuarie	1 286	6 306	914	742	13.9%	68.2%	9.9%	8.0%	-18.0%	80.2%	247.5%	27.1%
Februarie	1 435	5 645	767	663	16.9%	66.3%	9.0%	7.8%	-18.3%	33.3%	192.7%	18.4%
Martie	1 689	6 823	1 383	1 007	15.5%	62.6%	12.7%	9.2%	-19.6%	41.4%	457.7%	74.2%
Aprilie	1 259	5 275	1 066	771	15.0%	63.0%	12.7%	9.2%	-27.1%	21.1%	467.0%	60.3%
Mai	1 400	6 595	965	1 120	13.9%	65.4%	9.6%	11.1%	-32.9%	26.7%	317.7%	89.8%
Iunie	1 324	7 151	1 196	1 259	12.1%	65.4%	10.9%	11.5%	-38.8%	-13.3%	130.9%	53.7%
Iulie	1 456	7 899	1 374	1 258	12.1%	65.9%	11.5%	10.5%	-42.2%	-29.1%	113.0%	19.7%
August	1 396	8 519	1 279	1 254	11.2%	68.4%	10.3%	10.1%	-53.6%	-22.4%	61.3%	6.3%
Septembrie	1 924	7 204	1 605	1 080	16.3%	61.0%	13.6%	9.1%	54.8%	17.1%	164.9%	30.8%
Octombrie	1 568	6 741	1 096	1 018	15.0%	64.7%	10.5%	9.8%	9.3%	10.3%	4.3%	13.5%
Noiembrie	1 458	7 164	1 181	1 146	13.3%	65.4%	10.8%	10.5%	0.0%	2.9%	-41.1%	23.0%
Decembrie	1 484	7 227	2 615	961	12.1%	58.8%	21.3%	7.8%	0.9%	3.7%	8.8%	8.1%
<b>Total</b>	<b>17 679</b>	<b>82 549</b>	<b>15 441</b>	<b>12 279</b>	<b>13.8%</b>	<b>64.5%</b>	<b>12.1%</b>	<b>9.6%</b>	<b>-21.6%</b>	<b>4.9%</b>	<b>67.6%</b>	<b>30.8%</b>

Categoria EV cuprinde atat autoturismele electrice 100% si pe cele Plug-in // The EV category includes full electric vehicles and Plug-in vehicles.

Categoria HEV cuprinde doar autoturismele Full Hybrid // The HEV category includes only Full Hybrid vehicles

## Top 10 Autoturisme in functie de tipul de alimentare - marci / Top 10 passenger car sales by fuel type and make

## Top 10 Motorina - marci

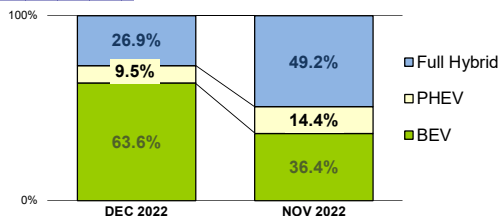
MARCA	December 2022	2022	Pondere %	Var. an anterior
DACIA	480	5736	32.4%	-23.0%
SKODA	209	2576	14.6%	-5.1%
VOLKSWAGEN	115	1550	8.8%	-20.6%
BMW	137	1216	6.9%	-32.0%
PEUGEOT	62	1099	6.2%	-19.8%
AUDI	102	1009	5.7%	13.8%
FORD	59	889	5.0%	-35.8%
MERCEDES BENZ	58	888	5.0%	-29.8%
RENAULT	127	755	4.3%	41.7%
VOLVO	28	296	1.7%	-24.5%
Rest	107	1665	9.4%	-
<b>TOTAL</b>	<b>1484</b>	<b>17679</b>	<b>100.0%</b>	<b>-21.6%</b>

## Top 10 Benzina - marci

MARCA	December 2022	2022	Pondere %	Var. an anterior
DACIA	2960	27453	33.3%	12.9%
HYUNDAI	433	7647	9.3%	0.2%
FORD	467	6237	7.6%	6.6%
SKODA	448	5765	7.0%	16.6%
RENAULT	852	5739	7.0%	-7.9%
VOLKSWAGEN	380	5381	6.5%	14.2%
SUZUKI	354	2553	3.1%	-40.0%
KIA	144	2304	2.8%	18.5%
PEUGEOT	110	2129	2.6%	16.2%
MAZDA	154	2079	2.5%	-13.3%
Rest	925	15262	18.5%	-
<b>TOTAL</b>	<b>7227</b>	<b>82549</b>	<b>100%</b>	<b>4.9%</b>

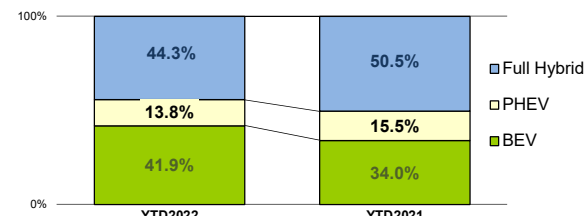
## Segmentare autoturisme electrificate / Electrified PC segmentation

	BEV		PHEV		Full Hybrid		total
DEC 2022	2274	63.6%	341	9.5%	961	26.9%	3 576
NOV 2022	846	36.4%	335	14.4%	1146	49.2%	2 327



Categoria Full Hybrid nu include si Mild Hybrid // Full Hybrid category does not include Mild Hybrid vehicles

	BEV		PHEV		Full Hybrid		total
YTD2022	11611	41.9%	3830	13.8%	12279	44.3%	27 720
YTD2021	6323	34.0%	2892	15.5%	9387	50.5%	18 602



## Inmatriculări autoturisme electrificate pe marca / Electrified Passenger car registrations by make

## Top Marci - Electrice

MARCA	2022	2021	Var. %
DACIA	6830	3068	122.6%
TESLA	1020	223	357.4%
VOLKSWAGEN	895	985	-9.1%
HYUNDAI	503	448	12.3%
RENAULT	423	347	21.9%
MERCEDES BENZ	329	119	176.5%
BMW	231	148	56.1%
PEUGEOT	226	157	43.9%
SKODA	183	175	4.6%
FIAT	146	83	75.9%
Altele	825	570	-
<b>TOTAL</b>	<b>11611</b>	<b>6323</b>	<b>83.6%</b>

## Top Marci - Plug-in hybrid

MARCA	2022	2021	Var. %
MERCEDES BENZ	708	552	28.3%
HYUNDAI	432	357	21.0%
BMW	421	354	18.9%
FORD	376	278	35.3%
VOLVO	344	291	18.2%
RENAULT	247	269	-8.2%
VOLKSWAGEN	232	164	41.5%
JEEP	161	10	>900%
SKODA	154	80	92.5%
SKODA	145	131	10.7%
Altele	610	406	-
<b>TOTAL</b>	<b>3830</b>	<b>2892</b>	<b>32.4%</b>

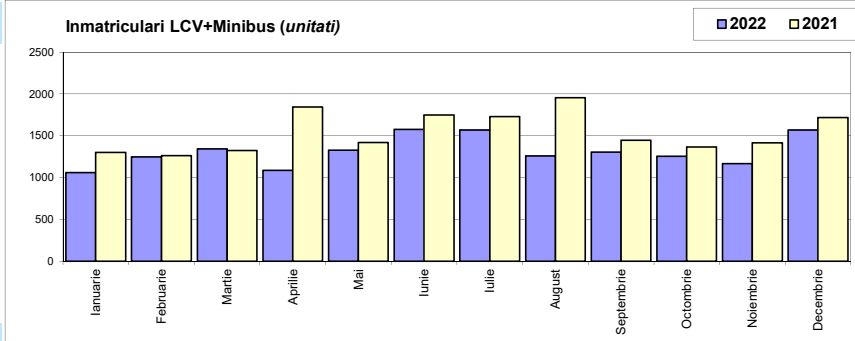
## Top Marci - Full Hybrid

MARCA	2022	2021	Var. %
TOYOTA	8334	7016	18.8%
HYUNDAI	940	1012	-7.1%
HONDA	924	307	201.0%
RENAULT	844	411	105.4%
FORD	770	267	188.4%
LEXUS	174	201	-13.4%
KIA	120	47	155.3%
MAZDA	77	0	-
SUZUKI	63	106	-40.6%
SUBARU	29	20	45.0%
Altele	4	0	-
<b>TOTAL</b>	<b>12279</b>	<b>9387</b>	<b>30.8%</b>

## Inmatriculari comerciale usoare si minibus / LCV &amp; Minibus registrations

Luna/An	2022	2021	Variatie
Ianuarie	1 060	1 303	-18.6%
Februarie	1 249	1 265	-1.3%
Martie	1 344	1 326	1.4%
Aprilie	1 089	1 846	-41.0%
Mai	1 329	1 420	-6.4%
Iunie	1 577	1 751	-9.9%
Iulie	1 568	1 732	-9.5%
August	1 259	1 956	-35.6%
Septembrie	1 305	1 446	-9.8%
Octombrie	1 256	1 366	-8.1%
Noiembrie	1 169	1 417	-17.5%
Decembrie	1 571	1 719	-8.6%
<b>Total</b>	<b>15 776</b>	<b>18 547</b>	<b>-14.9%</b>

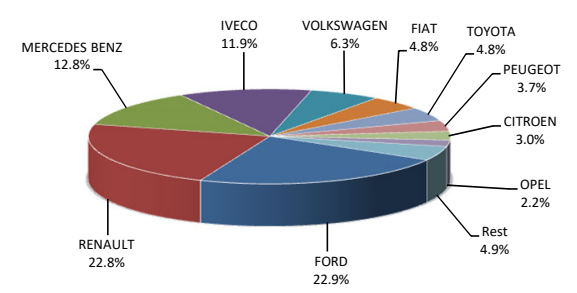
18 547



## Inmatriculari comerciale &lt;3.5t si minibus - marci / LCV + minibus registrations by make

MARCA	December unitati	Var. luna sim. an anterior	2022 unitati	Var. an anterior
FORD	317	2.6%	3609	-2.8%
RENAULT	564	75.2%	3603	53.4%
MERCEDES BENZ	211	29.4%	2016	-1.2%
IVECO	156	-14.3%	1872	-5.6%
VOLKSWAGEN	60	-38.1%	998	-20.4%
FIAT	84	0.0%	762	-23.6%
TOYOTA	34	-54.1%	753	-7.2%
PEUGEOT	53	-61.9%	581	0.7%
CITROEN	42	-53.8%	471	-9.8%
OPEL	19	-75.0%	342	-35.5%
Rest	31	-83.0%	769	-
<b>TOTAL</b>	<b>1571</b>	<b>-8.6%</b>	<b>15776</b>	<b>-14.9%</b>

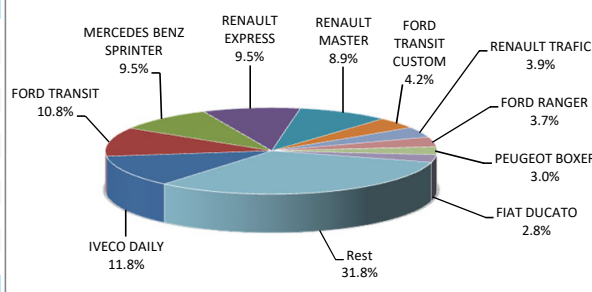
## Inmatriculari LCV si minibus - marci - 2022



## Inmatriculari comerciale &lt;3.5t si minibus - modele / LCV + minibus registrations by models

MODEL	December unitati	Var. luna sim. an anterior	2022 unitati	Var. an anterior
IVECO DAILY	156	-13.8%	1868	-5.6%
FORD TRANSIT	122	-11.6%	1706	-1.7%
MERCEDES BENZ SPRINTER	168	41.2%	1499	-7.9%
RENAULT EXPRESS	319	149.2%	1497	160.3%
RENAULT MASTER	150	36.4%	1411	40.3%
FORD TRANSIT CUSTOM	45	-44.4%	667	-9.9%
RENAULT TRAFIC	91	85.7%	619	20.4%
FORD RANGER	109	165.9%	577	-2.9%
PEUGEOT BOXER	49	-49.0%	466	10.2%
FIAT DUCATO	26	-60.6%	446	-40.5%
Rest	336	-52.7%	5020	-
<b>TOTAL</b>	<b>1571</b>	<b>-8.6%</b>	<b>15776</b>	<b>-14.9%</b>

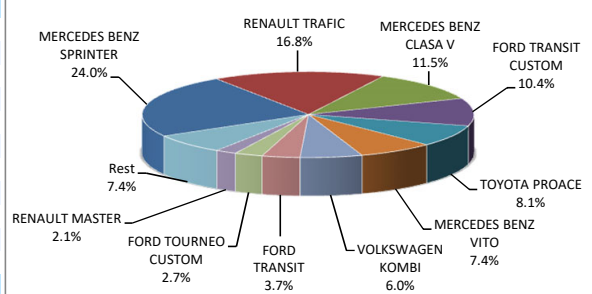
## Inmatriculari LCV si minibus - modele - 2022



## Inmatriculari minibus - modele / Minibus registrations by models

MODEL	December unitati	Var. luna sim. an anterior	2022 unitati	Var. an anterior
MERCEDES BENZ SPRINTER	49	48.5%	431	16.8%
RENAULT TRAFIC	51	131.8%	301	20.4%
MERCEDES BENZ CLASA V	15	0.0%	206	51.5%
FORD TRANSIT CUSTOM	23	130.0%	187	-30.2%
TOYOTA PROACE	9	-18.2%	146	32.7%
MERCEDES BENZ VITO	12	-42.9%	133	-16.9%
VOLKSWAGEN KOMBI	16	-	108	33.3%
FORD TRANSIT	8	33.3%	66	-21.4%
FORD TOURNEO CUSTOM	2	-60.0%	49	-5.8%
RENAULT MASTER	1	-80.0%	37	-7.5%
Rest	12	-53.8%	133	-
<b>TOTAL</b>	<b>198</b>	<b>27.7%</b>	<b>1797</b>	<b>1.2%</b>

## Inmatriculari minibus - modele - 2022



## Inmatriculari pick-up - modele / Pick-up registrations by models

MODEL	December unitati	Var. luna sim. an anterior	2022 unitati	Var. an anterior
FORD RANGER	109	165.9%	577	-2.9%
TOYOTA HILUX	11	-68.6%	416	-21.5%
ISUZU D MAX	1	-88.9%	88	-7.4%
MITSUBISHI L200	0	-100.0%	84	-57.1%
DACIA DUSTER	2	-	50	-73.3%
SSANGYONG MUSSO GRAND	3	200.0%	28	100.0%
JEEP GLADIATOR	1	-	24	500.0%
PIAGGIO PORTER	0	-100.0%	15	-
NISSAN NAVARA	0	-100.0%	13	-91.3%
RAM 1500	0	-	2	100.0%
Rest	1	0.0%	2	-
<b>TOTAL</b>	<b>128</b>	<b>10.3%</b>	<b>1299</b>	<b>-27.4%</b>

## Inmatriculari pick-up - modele - 2022

