

NIS Traffic Policy 2022

Christianshusvej 16

2022-2023



Contents

Contents	2
Traffic Policies at NGG/NIS	3
Purpose of NGG/NIS traffic policy	3
NGG/NIS is working to	4
Four Themes	4
Traffic.....	5
Traffic conditions around the school	5
Physical conditions	6
Commute to school and SFO	6
By foot:	6
By bike	7
Public transportation	8
Transportation in private car	8
Children travelling alone.....	8
Education.....	8
Traffic education across all year groups	8
Coordinator	9
Teachers and pedagogues	9
Role models	10
Collaboration	10

Traffic Policies at NIS

NGG/NIS are actively working to improve safety and traffic safety around the school. There is a close collaboration between the school, North Zealand's police and the road authorities to carry out campaigns, physical infrastructure and teaching initiatives at the school. This collaboration is run through a Road-School-Police (Vej-Skole-Politi VSP) network, where each school has a designated traffic coordinator. Developing a traffic policy for the school is part of this work.

What is a traffic policy?

"A traffic policy sets the framework for the school's effort in ensuring children and young people have good traffic habits. It is thus about educating learners of traffic safety throughout all year groups, safe routes to school and adult role models.

The traffic policy involves the school leadership, teachers, parents and students in close cooperation with both the police and the municipality".

Council for Traffic Safety

Purpose of the NIS traffic policy

The aim of the school traffic policy is to set the framework for the effort in ensuring traffic safety among students and to increase their awareness of their own traffic behavior. Children should view traffic education as a natural part of their everyday lives, no matter where they are. That is why we all have an important task in being role models for our children:

- Adults follow traffic rules and teach children to do the same
- Adults follow the school crossing patrol signs and teach children to do the same
- Adults use the designated drop-off/pick up points when travelling by car
- Adults wear bicycle helmets and teach children to do the same

The traffic policy for NGG / NIS has been approved by the school's board and leadership 23rd February 2022

NIS are working to

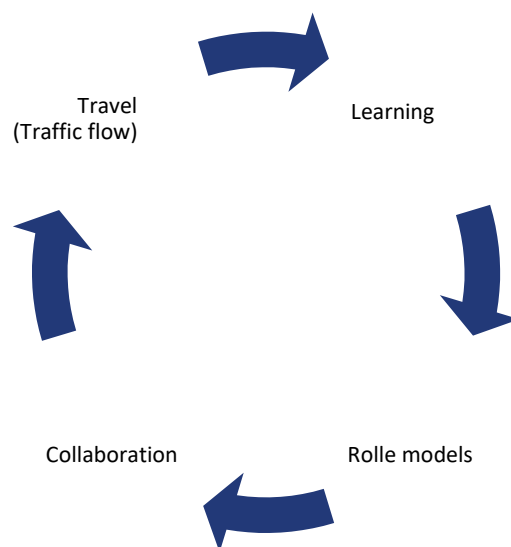
The purpose of the traffic policy is to support student traffic safety by:

- Support and ensure safe routes to school and prevent traffic chaos
- For adults and older students to be good role models
- To build responsible and risk aware future road users
- To strengthen collaboration among all

Four Themes

The traffic policy has four main themes that are recommended by the Council of Traffic Safety:

- Travel (traffic flow)
- Teaching
- Role models
- Collaboration



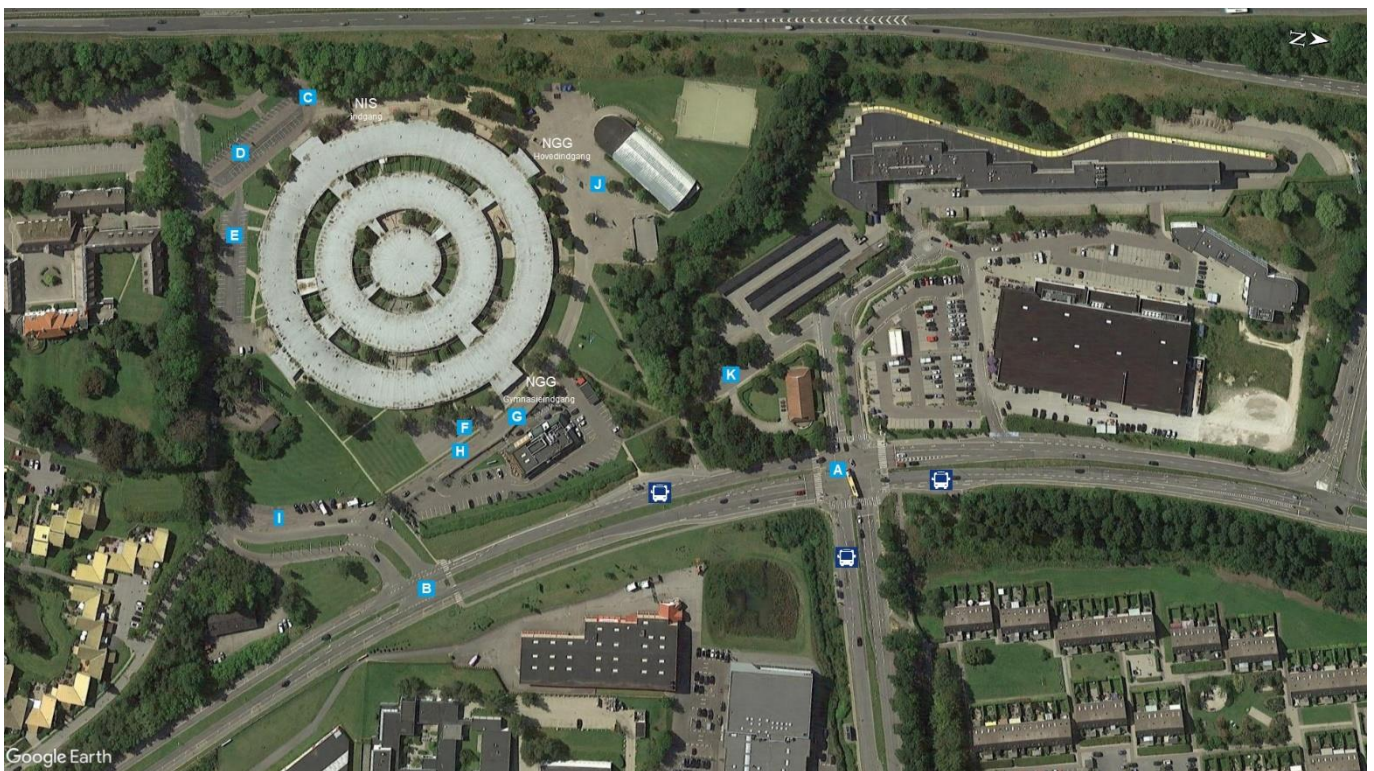
- School leaderships are vigilant of whether traffic is flowing safely every day during busy periods.
- The school has a traffic coordinator.
- New families starting at the school are informed about traffic safety.
- Younger children follow older children in the afternoons (NIS year 2 – year 5).

By Foot

Regular practice brings a good routine, overview and security, and daily practice is the best way to build safe road users. The school's goal is therefore for more students to travel safely to school, and that everyone travels safely to and from school trips.

Traffic situation around the school

Access routes to the school as well as parking/stopping points are utilized to its fullest capacity between the hours of (NIS: 8:45 - 9:05 and NGG 7:50 - 8:10).



Physical Situation:

A. Traffic controlled intersection.

This is the best place to cross from Egedalsvej over to Usserød Kongevej. It is not recommended that students below year 8 cross the road alone. Cyclists should walk with their bike across the intersection.

B. Pedestrian crossing. Not regulated.

It is not recommended to use this crossing. Instead, we refer to **A**

Those coming by car are asked to pay extra attention during busy periods.

Cyclists should walk with their bike across the pedestrian crossing.

C. Parents are asked to park in the marked section (**D+E**) and walk with students to/from C.

FGH. It is not recommended that parents park or drop off their children here. Instead, we refer to I + K + D.

J. School Playground. No driving or parking during school hours 7:30-17:00

K. School bus mornings approx. 8:00 and afternoon 14:45. Recommended as a drop off/pick up point. Walking path to the school from K.

Traffic during school and SFO

Usually when a class is going on a trip, this is either by foot, by bike or by public transportation. For all modes of transport, the following traffic and other rules/regulations must be complied with.

By foot:

Before travel, students are prepared for the trip and the route as well as for how they should behave and where they should stand. For EY–Year 5, students normally walk two and two, if weather conditions permit. For other year groups the rules and conduct are agreed upon.

By bike:

Students and staff must wear a bike helmet. Before travel, students are prepared for the trip and the route as well as how they should behave and where among the group they should bike. Students bike in rows and may not overtake. Bikes light must be on when required and the bike as a whole must be approved for cycling on public roads.

Public Transportation

Before travel, students are prepared for the trip and the route as well as how they should behave and where among the group they should walk. For EY–Year 5, students normally walk two and two, if weather conditions permit. For other year groups the rules and behaviour are agreed upon.

Student behaviour should be of such character that it does not cause inconvenience to other passengers.

During travel by bus, everyone must use a seatbelt.

Private Transportation:

If a student is being transported in a private car, parent consent must first be given.

Children travelling on their own

The school expects that:

- Parents help children walk or bike to school
- Parents practice travelling to school by foot or bike with their children.
- Parents help their child to find the safest route to school even if that route is not necessarily the fastest.
- Parents park legally if they drive their children to school
- Parents support the walking and biking practice happening across all year groups

Teaching & Learning

Road and traffic safety learning across the year groups

According to the “Folkeskoleloven” (School Act/Law), it is mandatory to teach traffic safety across all year groups. At NGG / NIS, we follow Fredensborg Municipality's curriculum for traffic education for Primary and Secondary school with compulsory traffic education adapted to the specific year grade. See curriculum in appendix.

The purpose of traffic education is for students to master traffic safety without causing any risk to themselves or others. Teachers must ensure that students acquire the skills, as set as the most recent goals by the Ministry of Education.

Traffic Education is addressed at the Road-School-Police network (VSP), as all schools follow the same plan for all year groups. For Primary School there is a focus on the role of a pedestrian, for Lower Secondary School there is a focus on biking and for Upper Secondary there is a focus on road behaviour, responsibilities, and attitude in relation to traffic. First Aid is also part of the traffic education across all year groups.

NIS Traffic Teacher Contact

NIS has a traffic teacher contact must (among other tasks):

- Ensure that traffic is on the agenda at the school, and together with school leadership ensure to sign NGG/NIS up to relevant traffic campaigns
- To work together with the School Board, kommune, police and others.
- Prepare and update the school's traffic policy in collaboration with the school board.
- To coordinate and assist: Walking practice (EY) and biking practice (Year 1 and Year 3)
- To keep staff updated with any updates in traffic safety and to provide inspiration for good traffic education. The traffic teacher contact subscribes to the Council for Safe Traffic's newsletter and forwards relevant news to colleagues.
- To recommend the compulsory traffic education in relation to Fredensborg Municipality's curriculum.
- To participate in the Council for Safe Traffic course every 3 years.
- To participate in network meetings arranged by the police or municipality.

Teachers and pedagogues

Teachers and pedagogues must:

- Get acquainted with the school traffic policy
- Implement traffic safety into the year plan for the year group
- Organize and carry out compulsory traffic training together with the school's traffic contact teacher.
- Equip students to travel safely on school trips / SFO trips in accordance with the schools traffic policy for school trips.
- To inform parents about traffic education, among other things, through the parent-related sections in the teaching materials, which are found in all the teaching materials from the Council for Safe Traffic:
www.sikkertrafik.dk/skole.

Role models

Children copy adult behaviour and need clear boundaries and requests set by their parents and teachers. It is therefore the school's goal, that all grownups and students are good role models.









Parents are kept abreast of traffic education so that they have the opportunity to follow up about this training with their children. Traffic around NIS is furthermore on the agenda at School Board meetings.

Collaboration with Fredensborg

The school is part of the municipally Road-School-Police collaboration (VSP), which aims to support the roll-out of the traffic prevention school program with the following 4 main areas:

- The students are taught traffic education
- Teachers have the necessary skills to teach the traffic education
- The school has a dynamic traffic policy
- Understanding traffic safety is a joint responsibility with parents

Appendix for NGG:

Læseplan for færdselsundervisning i 0.-9. kl. i Fredensborg Kommune	
ÅRGANG	AKTIVITET
<p>Rev.: 5. marts 2018</p> <p>I 0.-3. klasse skal eleverne lære at færdes sikkert i trafikken som fodgænger og cyklist i deres nære omgivelser, så de rustes til at færdes alene og sammen med klassen. For indskoling handler det om sikker trafik gennem leg og bevægelse. Læs om alle materialer her.</p> <p>Kompetencemål - trafikalt adfærd: Eleverne kan færdes sikkert i lokalområdet</p> <p>Find direkte links til dine undervisningsmaterialer og Fælles Mål herunder</p>	
0.KLASSE 6-10 Lektioner 	<p>Skolekampagne: Rådet for Sikker Trafiks materiale til skolekampagnen kan findes her</p> <p>Gåprøve 0. - 1. klasse (6-8 lektioner): Rådet for Sikker Trafiks materialer til gåprøven kan findes her</p> <p>Min trafikbog (1-2 lektioner): Se Rådet for Sikker Trafiks materiale her</p>
1. og 2. KLASSE 2-8 Lektioner 	<p>Den store by (2 lektioner): Rådet for Sikker Trafiks undervisningsmateriale kan findes her og/eller</p> <p>Minihjelm (1 lektion): Find Rådet for Sikker Trafiks materiale her</p> <p>Førstehjælp: Find Røde Kors undervisningsmateriale målrettet indskoling, mellemtrin og udskoling her</p>
2. - 3.KLASSE 6-8 Lektioner 	<p>På Cykeltur med Albert og Rose (6 lektioner): Rådet for Sikker Trafiks inspirationsmateriale til cyklistprøven kan findes her</p> <p>Og</p> <p>3. klasse Den lille cyklistprøve på Teknisk Museum i Helsingør: Materiale sendes direkte til skolen fra Teknisk Museum</p>
<p>I 4.-6. klasse skal eleverne lære at færdes i trafikken på egen hånd - de skal hele vejen rundt om sikker trafik. Læs om alle materialer her.</p> <p>Kompetencemål - trafikalt adfærd: Eleverne kan færdes sikkert i trafikken</p> <p>Find direkte links til dine undervisningsmaterialer og Fælles Mål her</p>	
4.KLASSE 2-4 Lektioner 	<p>Lys på med Ludvig: Eleverne skal lære om vigtigheden af at være synlig i trafikken. Cyklistforbundets materiale til kampagnen Lys på med Ludvig kan findes her</p>
5.KLASSE 4-8 Lektioner 	<p>Testpiloterne: Forløbet handler om trafik med krop og hjerne. Eleverne tester deres færdigheder på en række dagligdags transportmidler, flere fag er inkluderet. Materiale kan findes her</p> <p>Og/eller</p> <p>Førstehjælp: Find Røde Kors undervisningsmateriale målrettet indskoling, mellemtrin og udskoling her</p>
6.KLASSE 10-12 Lektioner 	<p>Den store cyklistprøve (10-12 lektioner): Rådet for Sikker Trafiks undervisningsmateriale kan findes her</p> <p>Cyklistprøven ligger i august/september måned, og dato for cyklistprøven oplyses separat til de enkelte skoler via VSP-netværk.</p>
<p>I 7.-9. klasse skal eleverne lære at reflektere over deres adfærd i trafikken og motiveres til at træffe sikre valg - virkeligheden skal ind i undervisningen. Læs om alle materialer her.</p> <p>Kompetencemål - trafikalt adfærd: Eleverne kan færdes sikkert og ansvarligt i trafikken</p> <p>Find direkte links til dine undervisningsmaterialer og Fælles Mål her</p>	
7.klasse 8-12 Lektioner 	<p>Talknuser (8-10 lektioner): Eleverne får adgang til virkelige ulykkesdata, som de behandler ved hjælp af matematiske og digitale værktøjer. Find Rådet for Sikker Trafiks undervisningsmateriale her</p> <p>Og/eller</p> <p>Skillevej (2 lektioner): Rådet for Sikker Trafiks undervisningsmateriale om at træffe det rigtige valg findes her</p>
8.klasse 2-8 Lektioner 	<p>Trafik8: Fælles undervisningsdag på Kulturværftet i Helsingør med 8.klasses eleverne fra Helsingør og Fredensborg kommuner. Se en video fra 2017 her - afholdes d. 26. april 2018.</p> <p>360 grader: Godt inspirationsmateriale til eventuel gennemgang inden Trafik8. Undervisningsmateriale findes her</p>
9.klasse 2-4 Lektioner	<p>Sikker Trafik LIVE: Besøg af en person, som har været ude for en alvorlig trafikulykke. Besøget er gratis, og kan bookes her</p>

Fredensborg Kommunes læseplan for færdselsundervisning i 0.-9. klasse med obligatorisk trafikundervisning