

Life just looks better  
without reading glasses™



 KAMRA®

# Enjoy life without depending on reading glasses.

## The KAMRA® inlay treatment:

- Restores everyday vision so you can see text messages, a computer screen and the time on your wrist watch, without the frustration of reading glasses or contact lenses.
- Provides a natural range of vision – from near to far – without blurry zones.
- Offers long-term performance to help you enjoy clear near vision over time.

### Before the KAMRA inlay



### After the KAMRA inlay



# The KAMRA Inlay

Free yourself from the frustrations  
of reading glasses.

In our 40s and 50s, we begin to experience the naturally frustrating effects of blurry near vision and turn to readers for help. This near vision loss is called presbyopia (prez-bee-OH-peeah).

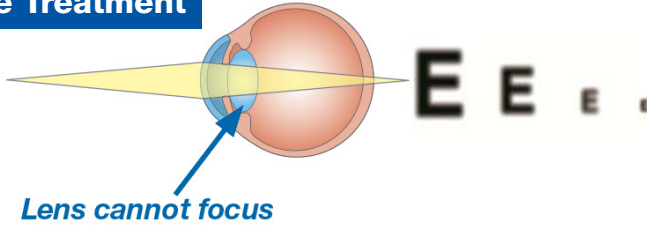
**The KAMRA inlay treatment is an eye procedure that restores near vision and frees you from the frustrations of reading glasses.**



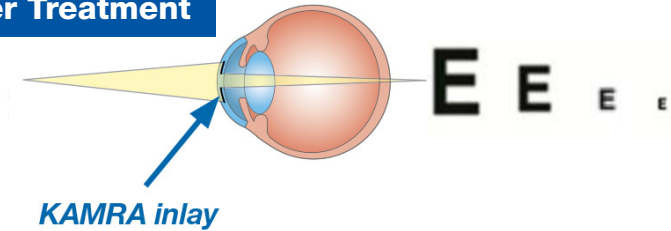
## Why does near vision fade?

With time, the eye's natural lens becomes too stiff to focus up close. As a result, words and other nearby objects are blurry. Presbyopia eventually happens to everyone.

### Before Treatment

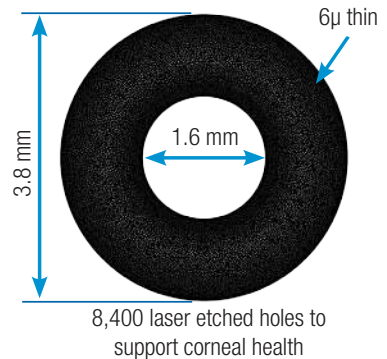


### After Treatment



## How does the KAMRA® inlay restore near vision?

The KAMRA inlay sits in the first few layers of the eye known as the cornea. Smaller and thinner than a contact lens, the inlay is a mini-ring with an opening in the center. By using this pinhole effect, the inlay focuses light coming into your eye. This restores near vision



**The KAMRA inlay**

*"It's the one part of my life I've been able to turn the clock back."*

- Jamie, KAMRA Patient\*

*"Just to be given back the gift of sight has been so huge. I just want to thank the KAMRA inlay for changing my life."*

- Joline, KAMRA Patient\*

Ask your eye doctor if the KAMRA inlay is right for you. To review a comprehensive overview of the risks and benefits go to [www.kamra.com/safety](http://www.kamra.com/safety).

## Is the KAMRA inlay for everyone?

The KAMRA inlay is ideal for individuals who want to reduce their dependency on reading glasses and meet all medical criteria. It is important to understand there may be times when additional magnification is needed for small print, to see in dim light, or to perform a near task for an extended period of time. Before considering the procedure, talk with your doctor about all the potential benefits and risks or visit [www.kamra.com/safety](http://www.kamra.com/safety).

\*Results may vary

**PATIENT**  
*reviews*





AcuFocus, Inc., 32 Discovery, Suite 200, Irvine, CA 92618  
www.KAMRA.com ● 1-949-585-9511

### **Indications for Use:**

The KAMRA® inlay is intended for placement in the non-dominant eye of patients who are between the ages of 45 and 60 years old, who have not had cataract surgery, who are unable to focus clearly on near objects or small print, who do not need glasses or contact lenses for clear distance vision and who need reading glasses with +1.00 to +2.50 diopters of power.

### **Summary of Important Information:**

- The KAMRA inlay procedure may not eliminate the need for reading glasses.
- The KAMRA inlay procedure may cause blurred vision, difficulties with contrast sensitivity, problems with night vision, double vision, ghost images, glare, halos, and color disturbances. Your eye may also feel pain, dryness, burning, discomfort and look red.
- Other risks you may experience include infection, swelling, thinning, or inflammation of the cornea, and changes in your vision.
- The KAMRA inlay CAN be removed. During the clinical study, after removal of the inlay, vision generally returned to the level the patient had prior to the implantation with the KAMRA inlay. However, this does not guarantee that your vision will return to exactly what it was before surgery or that your eye will not have permanent damage.
- Non-surgical alternatives to the KAMRA inlay procedure include the use of reading glasses or contact lenses.
- Before considering the KAMRA inlay procedure you should: 1) Have a complete eye examination and, 2) Talk with your eye surgeon about the alternatives to treatment, potential benefits, complications, risks, and time required for healing.

KAMRA and the KAMRA logo are registered trademarks of Acufocus, Inc. ©2015 Acufocus, Inc. All rights reserved.

MKU-329 Rev A