

# FFA EXHIBITION

*Washington*  
**STATE**  
**FAIR**<sup>®</sup>

== CELEBRATE YOUR STATE! ==

**AUG. 30 - SEPT. 22**

CLOSED TUESDAYS & SEPT. 4

## **2019 PREMIUM LIST**

**Major Sponsors:**

**Washington State Fair**

**Washington State Department of Agriculture**

# TABLE OF CONTENTS

Vehicle Unloading and Parking Procedures.....	2
FFA Veterinary Information.....	3
2018 Washington State FFA Exhibition Sponsors.....	4
General Information.....	4
New in 2019.....	5
Calendar of Events.....	6
Rules and Regulations - Dairy and Livestock Divisions.....	7
Dairy Division.....	8
Sheep Division.....	9
Swine Division.....	11
Beef Division.....	12
Dairy Goat Division.....	13
Other Goats Division.....	14
Round Robin.....	15
Exotic Division.....	15
Chapter Herdsmanship Contest.....	15
Rabbit Division.....	16
Educational Material Division.....	17
Agricultural Mechanics Division.....	19
Forestry, Natural Resources, Aquaculture, Soils Division.....	20
Horticulture Division.....	22
Landscape Division.....	25
Agri-Science Division.....	25
FFA Educational Presentations Division.....	26
FFA Special Events Division.....	27
Judging Contests.....	27
State FFA Leadership Award.....	28
Forms.....	29ff

## VEHICLE UNLOADING

ALL vehicles entering the fairgrounds may be subject to search. Expect delays.

**Pre-Fair Service Gate** - Enter to receive pass to unload on grounds. You will be allowed one hour to unload and exit grounds. Your pass will be date/time stamped. If you absolutely cannot complete your unloading in one hour, you must get the pass validated by a department superintendent or administrative person. Vehicles parked illegally or with expired permit may be subject to towing.

**Parking Fine** - If you take longer than one hour and do not have validation for an extension, there is a parking fine of \$10.00 per hour,

**During Fair Time** - Vehicles will be allowed through the Service Gate between 7:00 am and 8:45 am with a Service Gate Vehicle Permit. You will receive your gate permit from the attendant at the gate. NO vehicles are allowed through the gate after 8:45 am. All vehicles must be off the grounds by 9:00 am. Vehicles left unattended and without a permit for parking past the allotted time will be towed away. **HANG PERMIT ON YOUR REAR VIEW MIRROR SO YOU CAN BE FOUND IN AN EMERGENCY.** Include the building where you can be found. Please unload quickly and get your vehicle off the grounds.

# 2019 Veterinarian Information: Livestock from WITHIN Washington State

## EXHIBITION LIVESTOCK HEALTH REQUIREMENTS INCLUDE MANY CHANGES. PLEASE READ CAREFULLY.

The following are the minimum animal health requirements for the Washington State Fair including cattle, goats, sheep, llamas, horses, swine, pigeons, poultry, rabbits and cavies originating within the state of Washington. The Fair will have official veterinarians available for animal health care.

1. Individual Certificate of Veterinary Inspections on Washington animals is not required for entry into the Fair.
2. No animal from a quarantined area or premise may be permitted to enter the Fair or show.
3. OUT-OF-STATE ANIMAL ENTRIES MUST COMPLY WITH STATE OF WASHINGTON IMPORT REGULATIONS. NO EXEMPTIONS UNLESS EXEMPTED BY RULE.
4. Fair veterinarians will inspect all classes of livestock and poultry (including, but not limited to cattle, swine, horses, pet animals, rabbits, fur-bearing animals, pigeons, ducks, geese, turkeys, etc.) before they are permitted access into the barns to determine that the livestock and poultry show no clinical indications of contagious, infectious diseases and ectoparasites.
5. Fair veterinarians will reject any animal with infectious or contagious diseases or ectoparasites. Exhibitors should be made aware that ringworm, warts, pinkeye, strangles, contagious ecthyma, scabies, lice, mites, ticks and fleas fall into these categories.
6. Animals exhibiting disease symptoms during the course of the Fair will be removed from the exhibit areas and either be sent home or kept in a quarantined area.

7. It is strongly recommended, but not required, that cattle be vaccinated in the current show year against respiratory diseases. Any cattle going to the Fair should have adequate protection against IBR, BVD, PI3, and BRSV. Killed products need appropriate booster to have maximum benefit depending on what vaccines have been given in the past. In addition, they should have five-way leptospirosis and eight-way clostridial protection. It also doesn't pay to buy the cheapest product available. There is a difference in vaccines. The intranasal product is suggested, whether or not it will protect for MCF, it will give IBR protection.

8. The Fair veterinarian's professional decision as to the health status of an animal will be final and will be upheld by the Fair board.

9. Animals and birds not intended for exhibition will be denied entry to the grounds. Please leave your pet at home for its own protection, with the exception of guide/service animals. They should be properly protected against infectious and communicable diseases as indicated for exhibit animals.

10. The Washington State Fair requires all goats and sheep to be tagged or tattooed with Scrapie Identification.

11. All sheep will be inspected with blankets removed before allowed entrance to the barns.

12. Exhibitors must obtain a vet check-in stall card in order to proceed to livestock barn. NO EXCEPTIONS.

Please remember that E.coli 0157:H7 infection can be transmitted by contact with animals. Youngsters, seniors and immune impaired persons are particularly susceptible. Handwashing facilities are available and should be used wherever human-animal or animal waste contact is possible, and signage directing the public to those facilities is visible throughout the barns.

# 2018 WASHINGTON STATE FFA EXHIBITION SPONSORS

King/Pierce Co. Farm Bureau  
The Pines Farm  
Washington State  
Sheep Producers

X-Cel Feeds  
Leisuretime Farms  
Mystery Meadows

Washington State Fair  
Special Ribbons provided by  
Breed Associations

## GENERAL INFORMATION

### MANAGER

**Al Schwider**

### EXHIBITION STAFF

**Amy, Morgan & Sam Wolf**

**Megyn Candiliere, Laura Myers**

### STATE FFA EXECUTIVE DIRECTOR

**Abbie DeMeerleer**

### BOARD OF DIRECTORS

Cory Meek, Industry.....Rochester  
Linda Mastin, Industry.....Fife  
Jordan Lybeck, Teacher, Chairman .....Decatur  
Albert Kassel, Industry.....Centralia  
Chet Bates, Industry.....Sumner  
Dawn Lantz, Teacher.....Yelm  
Nancy Coleman, Industry.....Edgewood  
Hillary Hull, Teacher.....Yelm  
Neil Tolstead, Industry Vice Chairman.....Yelm  
Bailey Peters, Industry.....Chehalis  
Angie Karnes, Teacher.....Rainier  
Dennis Wallace, State FFA Advisor, Ex-Officio..Olympia

### MISSION STATEMENT

To promote Washington agriculture, economic growth and ecology, we will showcase FFA student efforts and leadership through The Washington State Fair. We will provide a positive experience for the FFA members and the public.

### AIMS AND PURPOSES OF

#### THE WASHINGTON STATE FFA EXHIBITION

It is the goal of the Washington State FFA Exhibition to produce a setting for FFA Members to feature and display for the public, agriculture related projects completed in agriculture and related classes and their Supervised Agricultural Experience projects. The objectives of the Washington State FFA Exhibition are:

1. To promote and develop leadership skills for the leaders of the 21st century.
2. To feature and display agriculture products from FFA programs including livestock, mechanics, plants, natural resources and related educational materials.
3. To help in the training of youth through educational contests, displays and demonstrations.
4. To promote the agriculture industry and rural living and their interaction with the urban community.
5. To promote wholesome, worthwhile educational and entertainment activities for the interest of all people.
6. To institute and carry out both short and long-range planning.
7. To present, for public viewing, a well-balanced and wide variety of exhibits and displays.
8. To feature the rich agricultural heritage and diversity of our state.
9. To conform with rules and regulations as set forth in the Washington State Department of Agriculture Fairs Laws.

### 2019 GOALS OF THE

#### WASHINGTON STATE FFA EXHIBITION

1. Strive for excellent exhibits and demonstrations.
2. Promote and preserve the positive image of the FFA.
3. Measurably increase the level of sponsorship for the exhibition awards.
4. Increase statewide participation in the Exhibition.
5. Foster attitudes of cooperation among youth organizations at the fair.

#### WASHINGTON STATE FFA EXHIBITION

The Washington State FFA Exhibition is one of nine fairs in the State of Washington devoted entirely to youth. The Exhibition activities are sponsored by the Agriculture and Renewable Natural Resources Education Section, State

Superintendent of Public Instruction and Washington Association of FFA. Facilities are provided by the Washington State Fair Association. Activities are supported by state funds. These fairs and youth shows exemplify agricultural life in our state and allow youth to develop the leadership capabilities that are desperately needed today.

#### GENERAL EXHIBITION RULES

1. All FFA members with poultry entries should refer to the Washington Junior Poultry Exposition Premium List for entry information.
2. Use the entry forms in the back of this book.
3. Entries must be clearly and neatly marked with the current year's Classes and Lots and be SAE projects or activities of bona fide FFA members from Chapters in good standing. Materials not owned, grown or made by exhibitors, but included in exhibits, shall have been manipulated by the exhibitors to form the exhibits. (Example: It is permissible to use purchased flowers in floral arrangements). Except for chapter displays, and special events, entries shall be in the names of individuals. Illegible entry tags may be disqualified. Premium moneys for Chapter displays & contests shall be awarded to the respective Chapters.
4. Exhibitors must follow all directions pertaining to the composition and display of their exhibits.
5. The Washington State FFA Exhibition reserves the right to excuse any exhibitors from the Exhibition, and/or withhold premium payments from exhibitors holding outstanding bills incurred during the fair; from exhibitors or contestants violating the rules of the Exhibition, or conducting themselves in manners unbecoming to

the FFA. Unbecoming conduct includes: Sleeping and/or lounging in or about stall areas; swearing, cursing, cussing and other use of "strong language"; use of tobacco or illegal substances; potentially dangerous actions or actions that present a safety concern or risk, such as riding in or on livestock trucks or trailers; "horseplay"; or any activity whose sole purpose is to humiliate or potentially injure others.

6. FFA members are under the rules of the local school district, and during the FFA Exhibition, must follow the instructions of their chapter advisor, division superintendent, FFA and fair management, and all special rules pertaining to the Exhibition. Since the Official FFA Manual states in part, that the FFA is truly an organization of, by and for its members, and they decide and direct the activities of their own chapter; friends and relatives of FFA members must refrain from involvement with their activities, responsibilities, assignments, and issues while at the fair.
7. FFA members must follow the FFA Code of Ethics as spelled out in the official FFA manual.
8. Disciplinary Action: Students out of compliance with the rules of the exhibition will be first dealt with by the advisor or his/her designated parent or chaperone. If this action does not remedy the situation, then the responsible supervisory person shall deal with the issue. Any difficulty beyond this point shall be dealt with by a state staff person(s).
9. Premium checks of \$2.00 or less will be paid to the Chapter.
10. All exhibits are entered at the sole risk of the exhibitor.
11. Posters shall be entered in the Educational Materials Division

## NEW IN 2019

- Haul-in for all divisions is on Tuesday, Sept. 10th from 5pm to 8pm.
- Swine will be housed in the "H" barn this year.

# FFA CALENDAR OF EVENTS

## THURSDAY, SEPTEMBER 4

- All Livestock Divisions entries due.

## TUESDAY, SEPTEMBER 10

- Livestock, Horticulture, and Still Life Exhibits - Haul-in and check in 5 - 8 pm
- State FFA Leadership Award applications available on bulletin board outside FFA Office

## WEDNESDAY, SEPTEMBER 11

- Educational Presentations, 10am – 8pm
- Individual Educational Materials judging
- Individual and chapter still life exhibits judging (Ag-Mech, Ag Science, Forestry/NR,)
- Horticulture Judging , 10am (J Barn)
- Exhibitor Meeting, 9am (Town & Country 1 Arena)
- Sheep and Fiber Goat Fitting, Showing and Type, 10am - 1pm (Town and Country 1 Arena)
- Dairy Goat Fitting & Showing and Type, followed by Other Goat Fitting, Showing & Type, (Except Fiber Goats ), 1 – 4 pm (Town & Country 2 Arena)
- Swine Fitting and Showing & Type, 4 - 7pm. (Town & Country 1 Arena)

## THURSDAY, SEPTEMBER 12

- Individual Educational Materials displayed
- Special Events sign up deadline – noon.
- Dairy Fitting & Showing and Type, 10am -1 pm (Agriplex)
- Beef Fitting & Showing and Type, 1 - 7 pm (Agriplex)
- Educational Presentations, 10 am - 8 pm.
- Leadership Applications due, 5 pm (FFA Office)
- Rabbit Fitting, Showing and Type, 3 – 7pm, (Dairy Barn)

## FRIDAY, SEPTEMBER 13

- Round Robin, 10am (Agriplex, Large Show Arena, Town and Country 2, Town & Country 1 and Dairy Barn)
- Educational Presentations, 10am .- 8 pm
- WSF Leadership Award interviews, 6 pm - 9 pm (Office above Old Dairy office).
- Haul-out process meeting – 2 pm, (Town & Country 1 Arena)

## SATURDAY, SEPTEMBER 14

- Livestock Judging Contest check in, 8 am (8:30 am start) (Agriplex)
- Dairy Judging Contest, 11am - 1pm (Agriplex)
- Poultry Judging Contest, noon – 3pm, (Dairy Barn)
- Livestock Judging Contest Awards, 1:30pm (Agriplex)
- Educational Presentations, 10-2 pm
- Chapter Educational Materials judging
- Awards Banquet, 4:30 p.m. (Paulhamas Meeting Rm)
- Haul out 6:30 pm. Exhibitors will be given haul out tags based on their driving distance. Longest first.

# DAIRY AND LIVESTOCK DIVISIONS

## RULES AND REGULATIONS

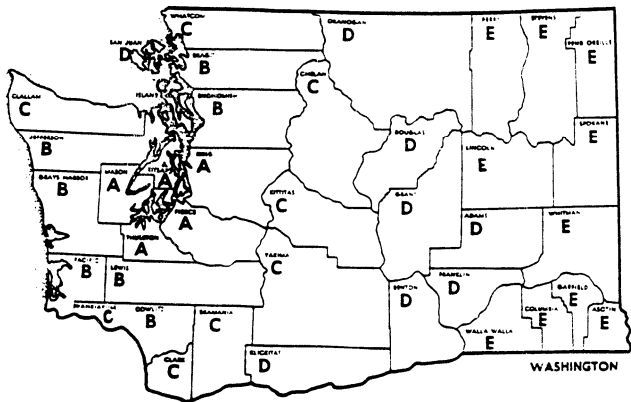
1. Unless otherwise stated, exhibitors are limited to three entries per lot for single animal entries, and one entry per lot for group classes such as, pair of..., get of sire, best two, best three, young herd and young flock.
2. Entries are open to purebred and high-grade stock fitted by Washington FFA members and must be part of the students or chapters S.A.E. project. All entries are to be approved by the local agriculture instructor and must pass inspection by a sifting committee. Exhibits will be accepted only from active chapters of FFA. Animals must be trained, clipped and in show condition.
3. See Calendar of Events for entry deadline.
4. All FFA members, as defined by the current official FFA manual, and students regularly enrolled in Agriculture Education, shall be eligible to show animals. A student may show until November 30th following the fourth National FFA Convention after graduation from high school.
5. Animals acquired (leased or purchased) less than 60 days before the show are not eligible. Sheep purchased at an approved Junior Show/Sale can be shown at the FFA Exhibition. Exhibitor must show his/her own animal except when he/she has more than one animal in a class.
6. Exhibitors of purchased or leased animals must provide a signed and dated copy of the purchase receipt or lease agreement upon request.
7. There are no entry fees. Bedding and hay will be furnished. Exhibitors must provide grain. Un-opened bales of hay and straw shall not be removed from the grounds at the end of the Fair.
8. The FFA Exhibition will follow the guidelines of the Memorandum of Agreement between the Washington State FFA and the Washington State 4-H as to the showing of animals in both 4-H and FFA. This states that FFA members may also exhibit projects in 4-H providing that they are different exhibits or animals.
9. Superintendent Duties (all divisions):
  - a. Recommend judges for their Divisions
  - b. Be present and receive entries during the entire published haul-in time.
  - c. Check Entry Tags for legibility, correct class/lot and completeness
  - d. Be present when exhibits are judged. Assist the judge by organizing show area, presenting ribbons and recording judge's placings.
  - e. Deliver the judge-approved show results to the Manager for safekeeping
  - f. Select Division Chapter and Individual Outstanding Exhibitors
- g. Help coordinate release of exhibits.
- h. Check appearance of exhibits whenever possible. Show management will write a request to school administrators for services of FFA Superintendents, when requested.
- e. Work with the students on herdsmanship, making sure that all chapters are keeping their areas in Blue Ribbon condition.
- f. Judge Herdsmanship in their own and other areas as needed.
10. Judging and awards will be on the Danish System, except as noted. Cash awards will be made on the point system. The judge has the right to disqualify any animal and to change the "Lots" of exhibits based on the age of the animal as determined by the teeth structure. Animals not properly fitted and trained for showing will be rejected.
11. Stall cards will be furnished by the Washington State FFA Exhibition. Information must be printed neatly.
12. Dairy exhibitors shall follow the Fair Milking Parlor Rules at the front of the book.
13. Vehicles must be off the fairgrounds by 9am. during the Fair
14. There will be no horns on dairy animals unless allowed by breed standards. **ALL HORNED BEEF ANIMALS MUST HAVE HORN PROTECTORS.**
15. If a student is asked to use his/her animal in the judging contest he/she must comply.
16. Chapters are responsible for bringing their own brooms, pitch forks and shovels.
17. Chapters must provide a divider between bovine tack area and animals. Hay and straw must not be stacked up as a divider.
18. All judge's decisions are final. Protests must be made in writing accompanied by a fee of \$10.00 and filed with the manager within 24 hours after the cause of the protest. The fee will be forfeited if the claim is not substantiated. A meeting will be held with the exhibitor, advisor, division superintendent and manager only.
19. Beef and dairy cattle must be double tied.
20. Exhibitors must show an animal in fitting and showing in each division in which they are entered. ("Special" animals excepted)
21. Show rings will not be held for exhibitors with schedule conflicts (i.e. both sheep and swine at the same time).
22. Members of Chapters who receive less than 75% average score on herdsmanship will lose their premium money for that Division. Affected Advisors (or responsible parents) will be notified by the third day of the show if their chapter is not meeting the standard.

23. Students must be in official dress for both type and fitting and showing or they cannot receive a blue ribbon. Species appropriate footwear shall be worn.
24. Animals must be properly fit for both fitting and showing and type.
25. Sheep must not have halters or choke chains on in the show ring.
26. There will not be a vet available 24 hours.
27. Exhibitors must not leave animals tied on wash racks unsupervised.
28. Exhibitors must not feed hay on the wash racks
29. Exhibitors must clean wash racks after use.
30. Beef and Dairy animals shall not be intermixed in the stalls.
31. Animals may not be walked across, on or off the fairgrounds because of serious environmental concerns directly related to animal waste. All animals shall be transported to and from livestock barns in a solid bottom truck or trailer.
32. Exhibitors will be paid on only one entry of "Pair of...", "Best Two", "Best Pair", "Best Three", "Young Flock" or "Young Herd".
33. Except for holding animals in group classes, exhibitor's parents and spectators are not allowed in the show rings during the shows.
34. FFA livestock entries shall be stalled in the FFA Barns unless otherwise directed.
35. Cow/calf beef entries cannot be shown separately.
36. "Other Goat" aged does must have kidded.

**ZONE PREMIUMS**

Exhibitors in animal classes will receive additional premiums as shown on the following chart:

Premium	Dairy	Beef	Sheep	Swine	Goats	Rabbits
A	10	5	4	4	4	3
B	30	15	12	12	12	9
C	60	30	24	24	24	18
D	80	40	32	32	32	24
E	100	50	40	40	40	30



**PREMIUM ZONE MAP**

# DAIRY DIVISION

**Kendra Meek - Centralia – Superintendent**

DAIRY ANIMALS MUST BE DOUBLE TIED  
Animals must be in show condition.

Horned animals must have horn protectors.  
Animals must be purebred or high quality.

See Rule No. 1 for entry limits

**CLASS**

- 6001 **HOLSTEIN**
- 6002 **GUERNSEY**
- 6003 **JERSEY**
- 6004 **BROWN SWISS**
- 6005 **AYRSHIRE**
- 6006 **MILKING SHORTHORN**
- 6007 **OTHER BREEDS.**

List birth date on entry form. No Dairy Bulls.

LOT		POINTS		
		Blue	Red	White
A	Junior Heifer Calf, born after 3-1-19 and over 4 months...70	50	20	
B	Intermediate Heifer Calf, born 12-1-18 to 2-28-19.....70	50	20	
C	Senior Heifer Calf, born 9-1-18 to 11-30-18.....70	50	20	
D	Summer Yearling, born 6-1-18 to 8-31-18 ..... 70	50	20	
E	Junior Yearling Heifer, born 3-1-18 to 5-31-18 ..... 70	50	20	
F	Winter Yearling Heifer, born 12-1-17 to 2-29-18 ..... 70	50	20	
G	Senior Yearling Heifer (not in milk), born 9-1-17 to 11-30-17 ..... 70	50	20	
NOTE: Senior Yearling Heifers that have freshened will show in Lot I-Junior Two Year Old.				
H	Dry Cow, (at least one lactation) not eligible for Best Udder Class ..... 70	50	20	
I	Junior Two Year Old, born 3-1-17 to 8-31-17 (un-freshened 2 year olds will show in their age category) ..... 118	70	48	
J	Senior Two Year Old, born 9-1-16 to 2-28-17 ..... 118	70	48	
K	Cows, 3 years and under 4, born 9-1-15 to 8-31-16 ..... 118	70	48	
L	Cows, 4 years and under 5, born 9-1-14 to 8-31-15 ..... 118	70	48	
M	Cows, 5 years or over, born before 9-1-14 ..... 118	70	48	
N	Best Udder, limited to blue ribbon winners..... 85	58	28	
O	Best 3 Females ..... 85	58	28	



Best of Show rosettes may be presented at the discretion of the judge.

**ORDER OF JUDGING:** Holstein, Guernsey, Jersey, Brown Swiss, Ayrshire, Milking Shorthorn and Other Breeds.

**CHAPTER HERDS**

A chapter herd will consist of five animals (all female). Two or more owners must be represented. The animals may be of any age (four months of age or over). All animals of the chapter herd must be exhibited in the individual classes. A chapter may enter only one chapter herd. May be composed of mixed breeds.

**CLASS**

**6500 CHAPTER HERD**

LOT		<u>POINTS</u>		
		Blue	Red	White
A	Chapter herd of five animals (a chapter may enter one herd.)	118	83	35

**DAIRY SHOWMANSHIP AND FITTING**

1. All training and preparations of the animals, both prior to and during the Fair, is to be done by the exhibitor.
2. Exhibitor must own the animal shown. Only one premium award will be paid per exhibitor.
3. Exhibitor must wear whites and FFA jacket. (No tennis shoes.)
4. The score card for fitting and showing is as follows:

	<u>POINTS</u>
<b>Appearance of Animals</b>	
Condition .....	10
Grooming.....	10
Clipping .....	10
Cleanliness.....	10

<b>Appearance of Exhibitor</b>	
<b>Showing Animal in Ring</b> .....	10
Leading.....	15
Posing .....	15
Shows animal to best advantage ...	10
Poise, alertness, attitude.....	10

**TOTAL ..... 100**

**CLASS**

**6600 DAIRY FITTING AND SHOWING**

	<u>POINTS</u>		
	Blue	Red	White
Fitting & Showing, Dairy....	118	90	48

Classes over 20 will be divided with top three going to finals.

**LOT**

- A Novice (have not shown dairy in any competition in the prior year) (includes graduates without experience )
- B Senior
- C Graduates) (with previous experience)

\*\*Champion and Reserve Champion designated at the discretion of the judge.

## SHEEP DIVISION

**Jordan Lybeck – Decatur –Superintendent**

- Horned animals must have horn protectors.
- Animals must be purebred or high grade.
- See Rule No. 1 for entry limits
- Animals must be in show condition.
- Any manure hanging will disqualify an animal.
- Animals must be washed (non-wool breeds) before entering show ring for type & fitting & showing.
- Individual lambs can be shown in one type class (4001 – 4101) maximum in addition to Fitting and Showing.

**CLASS**

- 4001 CHEVIOT**
- 4002 DORSET**
- 4003 HAMPSHIRE**
- 4004 ROMNEY**
- 4005 SHROPSHIRE**
- 4006 SOUTHDOWN**
- 4007 SUFFOLK**
- 4008 NATURAL COLORED**
- 4010 CORRIEDALE**
- 4011 OTHER MEAT BREEDS\***
- 4012 OTHER WOOL BREEDS\***
- 4013 CROSSBREDS (female only)**

\* Breeds will be shown against same breed only when numbers permit. This includes the wethersire "breed".

The lots for the above Classes are as follows:

LOT	<u>POINTS</u>		
	Blue	Red	White
A Rams, 1 year & under			
2 years .....	35	24	12
B Ram lambs, under			
1 year .....	28	20	10
C Pair of ram lambs.....	28	20	10
D Ewes, 2 years & over .....	35	24	12
E Ewes, 1 year & under 2 years	35	24	12
F Pair of yearling ewes .....	28	20	10
G Ewe lambs, over 4 mos. & under 1 year .....	28	20	10
H Pair of ewe lambs .....	28	20	10
I Young flock, 1 ram lamb and 2 ewe lambs-same breed.....	28	20	10
J Best Pair (both sexes) .....	35	24	12

**MARKET LAMBS**

Exhibitors are limited to two single lambs and one pen of three lambs. Lambs born after Jan. 1 of the year of the show are eligible to show. A single entry may not be taken from a pen of three. Only wether and ewe lambs are eligible to compete; rams will be disqualified. Lambs will be divided by weight (age)

There will be no breed classes for market lambs. Lambs will be classified into market grades and placed within the grade. Ribbons will be used to designate the grades as follows:

- Prime & Choice-Superior
- Conformation.....Blue
- Prime & Choice-Less
- Desirable Conformation ..... Red
- Good Grade.....White
- Below Good Grade..No Ribbon or Premium

**CLASS  
4101 MARKET LAMBS**

LOT		<u>POINTS</u>		
		Blue	Red	White
A	Single lambs.....	35	24	12
B	Pen of 3 lambs.....	70	50	28
C	Blackface/Blackface cross market-ready club lambs.....	35	24	12
D	Blackface/Blackface cross feeder club lambs.....	35	24	12
E	Whiteface/whiteface cross market-ready club lambs.....	35	24	12
F	Whiteface/whiteface cross feeder club lambs .....	35	24	12

**CLASS  
4400 WOOL**

LOT		<u>POINTS</u>		
		Blue	Red	White
A	Fine wool .....	18	12	7
B	Medium wool .....	18	12	7
C	Long wool .....	18	12	7
D	Natural wool .....	18	12	7
E	Mohair.....	18	12	7

Two fleeces per exhibitor may be entered. Fleeces shall be displayed in a clear plastic bag. Fleeces must be from the exhibitor's project animals, must be from the current year and not represent more than one year's growth.

**CHAPTER FLOCK**

A chapter flock will consist of five animals. Two or more owners must be represented. The animals may be any age (four months of age or over). All animals of the chapter flock must be exhibited in the individual classes. A chapter may enter only one chapter flock. May be composed of mixed breeds.

**CLASS  
4500 CHAPTER FLOCK**

LOT		<u>POINTS</u>		
		Blue	Red	White
A	Chapter flock of five animals. (a chapter may enter only one flock.) Two or more owners must be represented.	118	83	35

**SHEEP FITTING AND SHOWING**

1. All training and preparations of the animals, both prior to and during the Fair, is to be done by the exhibitor. Rams may compete.
2. Exhibitor must own the animals shown. Only one premium award will be paid per exhibitor.
3. Exhibitor must wear official dress.

**CLASS  
4600 SHEEP FITTING AND SHOWING**

LOT		<u>POINTS</u>		
		Blue	Red	White
	Fitting & Showing, Sheep..	118	90	48
A	Novice (have not shown sheep in any competition in the prior year) (includes graduates without experience )			
B	Senior			
C	Graduate (with previous experience)			

Champion, Reserve Champion and Best of Show rosettes may be awarded at the discretion of the judge.

# SWINE DIVISION

**Kendra Meek - Centralia – Superintendent**  
**Neil Tolstead – Asst. Superintendent**

Animals must be purebred or high grade  
 See Rule No. 1 for entry limits

Animals must be in show condition.

Individual hogs can be shown in two type classes  
 maximum in addition to Fitting and Showing.

## CLASS

- 5001 BERKSHIRE
- 5002 CHESTER WHITE
- 5003 DUROC
- 5004 POLAND CHINA
- 5005 HAMPSHIRE
- 5006 YORKSHIRE
- 5007 SPOT
- 5008 LANDRACE
- 5009 CROSSBRED
- 5010 OTHER BREEDS

\* Breeds will be shown against same breed only.

The lots for the above classes are as follows:

LOT		POINTS		
		Blue	Red	White
A	Junior Spring Gilt, born on or after 4-1-19 and before 6-15-19 .....	48	35	24
B	Spring Gilt, born after 1-1-19 and before 4-1-19 ...	48	35	24
C	Junior Yearling Gilt, (10-12 months old, not yet farrowed) born 10-1-18 to 12-31-18 ...	48	35	24
D	Junior Yearling Sow (10-12 months old, already farrowed) born 10-1-18 to 12-31-18 ...	60	48	35
E	Senior Sow (13-18 months old) 4-1-18 to 9-30-18.....	60	48	35
F	Mature Sow (19 months and over), farrowed, born before 4-1-18 .....	60	48	35
G	Sow and Litter, not less than 6 pigs not more than 7 weeks of age .....	118	83	48
H	Junior Boar (less than 5 months old, born 4-1-19 & after).....	48	35	24
I	Best Pair (either sex) Born after January, 2018...	60	48	35

## MARKET SWINE

Exhibitors will be permitted to show two single hogs and one pen of three. A single entry may not be taken from a pen of three.

1. In single classes hogs weighing between 225 pounds and 300 pounds will be eligible to compete.

2. Pen of three hogs will be qualified if the average weight is between 225 and 300 pounds inclusive. No individual hog within the pen can weigh less than 225 pounds or over 300 pounds.
3. Only barrows and gilts will be eligible to be shown.
4. Each swine exhibitor must own his/her show animal by June 15 of the show year and give them personal care and supervision from that date on.
5. At the discretion of the swine committee, any hog will be disqualified from the show if it shows evidence of pigginess, scars, hernia, foul sheath, sores and bruises, cryptorchidism and any blemishes that would impair the cut out carcass.
6. Hogs weighing 224 pounds and under will be entered as feeder hogs.
7. Hog weights
  - Prospect Hogs – 50-124 lbs.
  - Light Feeder Hogs – 125 to 174 lbs.
  - Heavy Feeder Hogs – 175 to 224 lbs
  - Market Hogs - 225 to 300 lbs.

There will be no breed classes for market or feeder hogs.

Hogs will be classified into market grades and placed within the grade. Ribbons will be used to designate the grades as follows:

- U.S. No. 1.....BLUE
- U.S. No. 2.....RED
- U.S. No. 3.....WHITE

The judge will use his/her criteria for grading U.S. No. 1, 2 or 3.

Judge may place hogs into lots if needed.

Anything below a No. 3 grade is not eligible for a ribbon.

This applies to both single and pens of three hogs.

Feeder and Prospect pigs will have ribbons placed based upon their potential for grading U.S. No. 1, 2 or 3.

## CLASS

### 5101 MARKET SWINE

LOT		POINTS		
		Blue	Red	White
A	Single Market Hogs.....	48	35	24
B	Pen of 3 Market Hogs .....	70	50	28
C	Single Light Feeder Hogs.....	35	24	12
D	Single Heavy Feeder Hogs.....	35	24	12
E	Pen of 2 Light Feeder Hogs.....	50	35	20
F	Pen of 2 Heavy Feeder Hogs...	50	35	20
G	Single Prospect Hogs.....	35	24	12

## CHAPTER HERDS

A chapter herd will consist of five animals (all female).

Two or more owners must be represented. The animals may be any age (four months of age or over). All animals of the chapter herd must be exhibited in the individual

classes. A chapter may enter only one herd. May be composed of mixed breeds.

**CLASS**  
**5500 CHAPTER HERDS**

	<u>POINTS</u>		
	Blue	Red	White
Chapter Herd of five animals (a chapter may enter only one herd.) .....	118	83	35

**SWINE FITTING AND SHOWING**

1. All training and preparations of the animals, both prior to and during the Fair, is to be done by the exhibitor.
2. Exhibitor must own the animal shown. Only one premium award will be paid per exhibitor.
3. Exhibitor must wear official dress.

**CLASS**  
**5600 FITTING AND SHOWING**

	<u>POINTS</u>		
	Blue	Red	White
Fitting and showing, Swine (females & barrows) .....	118	90	48

**LOT**

- A Novice (have not shown swine in any competition in the prior year) (includes graduates without experience )
- B Senior
- C Graduate (with previous experience)

Champion, Reserve Champion and Best of Show rosettes may be awarded at the discretion of the judge

## BEEF DIVISION

**Angie Karnes, Rainier - Superintendent**

Beef animals must be double tied  
 Animals must be purebred or high grade  
 See Rule No. 1 for entry limits  
 Animals must be in show condition.  
 Horned animals must have horn protectors.

**CLASS**

- 7001 ANGUS**
- 7002 POLLED AND HORNED HEREFORD**
- 7003 SIMMENTAL**
- 7004 LIMOUSIN**
- 7005 CHAROLAIS**
- 7006 BELGIAN BLUE**
- 7007 BRAHMA**
- 7008 PINZGAUER**
- 7009 SALER**
- 7010 DEXTER**

- 7011 LOWLINE ANGUS**
- 7012 MINI HEREFORD**
- 7013 SHORTHORN**
- 7014 RED ANGUS**
- 7015 SCOTTISH HIGHLAND**
- 7016 OTHER BREEDS (must meet breed eligibility requirements. Breeds will be shown against same breed only.) List what breed on entry form.**
- 7017 CROSSBRED (No dairy cross)**

	<u>POINTS</u>		
<b>LOT</b>	Blue	Red	White
A Junior Heifer Calves, born after Jan. 1, 2019, and over 4 months old .....	70	50	20
B Senior Heifer Calves, born between Sept. 1, 2018 & Jan 1, 2019 .....	70	50	20
C Summer Yearling Heifer, born between May 1 & Aug. 31, 2018.....	70	50	20
D Junior Yearling Heifer, born between Jan. 1 & April 30, 2018 .....	70	50	20
E Senior Yearling Females, born between Sept. 1 & Dec. 31, 2017.....	118	58	28
F 2 Year Old Female, born between Jan. 1 & Aug. 31, 2017 .....	118	58	28
G 3 Year Old Female, born between Jan. 1 & Dec. 31, 2016 .....	70	50	20
H Cows, calved before Jan. 1, 2016 .....	70	50	20
I Junior Bull Calf, born after Jan. 1, 2017 and over 4 months old (must be purebred) .....	70	50	20
J Senior Bull calf, born Between Sept. 1, 2018 and Jan. 1, 2019.....	70	50	20
K Yearling Bull calf, born Between Jan.1, 2018 and Aug 31, 2018.....	70	50	20
L Cow-Calf, (nursing calf)....	150	100	50
M Get of Sire, (3 animals, both sexes represented, owned by one exhibitor) .....	70	50	20
N Pair of Heifers .....	70	50	20
O Pair of Bull Calves.....	70	50	20
P Best two Head.....	70	50	20
Q Produce of Dam (two animals out of the same dam) .....	70	50	20

**STEERS**

Each exhibitor is permitted to enter three steers. Only dehorned or naturally polled steers will be eligible to show. Any steer having horns over two inches long from

the skin at the base of the horn to the tip will be disqualified. There will be no breed classes for steers. If there are more than 15 entries, steers will be divided into two or more classes according to weight, by judgment of committee.

1. Each steer exhibitor must own his/her animal for 60 days before the exhibition and give them personal care and supervision from that date on.
2. Steers will be broken into two classes - feeder steers and slaughter steers, according to the discretion of the judge.
3. Slaughter steers must be under 2 years old. Steers will be classified into market grades and placed within the grade. Ribbons will be used to designate the grades as follows:

Choice & Select (yield grades 1 & 2).....BLUE  
 Select (yield grades 3 & 4).....RED  
 Good Grades.....WHITE

The latest revision to the grade standards will apply.

**CLASS  
7600 STEERS**

LOT		POINTS		
		Blue	Red	White
A	Slaughter steers .....	85	58	28
B	Feeder steers (under 600 lbs.)	85	58	28
C	Feeder steers (over 601 lbs.)..	85	58	28
D	Pen of three steers .....	85	58	28

**CHAPTER HERDS**

A chapter herd shall consist of five animals. Two or more owners must be represented. The animals may be of any age (four months or over). All animals of the chapter herd must be exhibited in the individual classes. A chapter may enter only one herd. May be composed of mixed breeds.

CLASS		POINTS		
		Blue	Red	White
<b>7500 CHAPTER HERD</b>	of five animals. (a chapter may enter one herd). Two or more owners must be represented .....	118	83	35

**BEEF FITTING AND SHOWING**

Lots of no more than 20 will be judged at one time. Best three of each lot will compete for the Grand Champion in Beef Fitting and Showing.

1. Exhibitors must own animals which have been shown in an FFA class. All training and preparations are to be done by exhibitor.
2. Only one premium award will be paid per exhibitor.
3. See Dairy Fitting and Showing Score Card.

**CLASS  
7600 FITTING AND SHOWING**

	POINTS		
	Blue	Red	White
Fitting and Showing, Beef.	118	90	48

**LOT**

- A Novice (have not shown beef in any competition in the prior year) (includes graduates without experience )
- B Senior
- C Graduate (with previous experience)

Champion, Reserve Champion and Best of Show rosettes may be awarded at the discretion of the judge.

**DAIRY GOAT DIVISION**

**Dawn Lantz, Yelm – Superintendent**  
**Kaitlin Norton, Enumclaw – Asst. Superintendent**

Animals must be in show condition.

No horned animals.

Animals must be purebred or high grade.

See Rule No. 1 for entry limits

**CLASS**

- 2001 ALPINE**
- 2002 NUBIAN**
- 2003 SAANEN**
- 2004 TOGGENBURG**
- 2005 LAMANCHA**
- 2006 OBERHASLI**
- 2007 NIGERIAN DWARF**
- 2008 CROSSBRED**
- 2009 OTHER DAIRY BREEDS\***

\* Breeds will be shown against same breed only.

LOT		POINTS		
		Blue	Red	White
A	Doeling born in June or July	28	20	10
B	Doeling born in April or May	28	20	10
C	Doeling born in March .....	28	20	10
D	Doeling born in January or February .....	28	20	10
E	Doe under 2 years never kidded .....	35	24	12
F	Doe under 2 years in milk ..	35	24	12
G	Doe 2-3 years in milk .....	35	24	12
H	Doe 3-4 years in milk .....	35	24	12
I	Doe 4-5 years in milk .....	35	24	12
J	Doe 5 years in milk .....	35	24	12
K	Best 3 Females, any age ...	28	20	10
L	Best Udder.....	28	20	10
M	Produce of Dam (two does from one dam, in milk).....	35	24	12

**GOAT FITTING AND SHOWING**

1. All training and preparation of the animal, both prior to and during the Fair is to be done by the exhibitor.
2. The Exhibitor must own the animal shown. Only one premium award will be paid per exhibitor.
3. Exhibitor must wear whites and FFA jacket.
4. Goats must be milked out daily.
5. Grades that meet the ADGA standards can be shown in their respective classes.
6. Non-lactating does may be shown, in the appropriate lot, but will not earn a blue ribbon.
7. The score card for Fitting and Showing is as follows:

	<u>POINTS</u>
<b>Appearance of Animals</b>	
Condition .....	10
Grooming.....	10
Clipping .....	10
Cleanliness.....	10
<b>Appearance of Exhibition</b>	
<b>Showing Animal in Ring</b> .....	10
Leading.....	15
Posing .....	15
Shows animal to best advantage ...	10
Poise, alertness, attitude.....	10
<b>TOTAL</b> .....	<b>100</b>

**CLASS**

**2600 FITTING AND SHOWING**

	<u>POINTS</u>		
	Blue	Red	White
Fitting & Showing, Dairy Goats .....	118	90	48

**LOT**

- A Novice (have not shown any goat breed in any competition in the prior year) (includes graduates without experience )
- B Senior
- C Graduate (with previous experience)

Champion, Reserve Champion and Best of Show rosettes may be awarded at the discretion of the judge.

**OTHER GOATS DIVISION**

**Dawn Lantz, Yelm – Superintendent**  
**Kaitlin Norton, Enumclaw – Asst. Superintendent**  
 Animals must be in show condition.  
 Animals must be purebred or high grade.  
 See Rule No. 1 for entry limits

**CLASS**

- 2101 PYGMY GOATS\***
- 2201 ANGORA GOATS\***
- 2202 OTHER HAIR GOATS\***

- 2203 BOER GOATS\***
- 2204 BOER-CROSS GOATS\***
- 2205 OTHER MEAT GOATS\***

\*Breeds will be shown against same breed only.  
 Separate show dates and times for the above classes may be held depending on the number of entries.

<b>LOT</b>	<u>POINTS</u>		
	Blue	Red	White
A Buck kids - born Jan - Feb....	28	20	10
B Buck kids - born Mar – Apr....	28	20	10
C Buck kids - born May – June..	28	20	10
D Doe kids - born Jan – Feb....	28	20	10
E Doe kids - born Mar – Apr....	28	20	10
F Doe kids - born May – June...	28	20	10
G Pair of Buck Kids.....	35	24	12
H Pair of Doe Kids.....	35	24	12
I Yearling Does.....	35	24	12
J 2 Year Old Does .....	35	24	12
K 3 Year Old Does .....	35	24	12
L 4+ Year Old Does .....	35	24	12
M Pair of Yearling Does .....	35	24	12
N Pair of Aged Does.....	35	24	12
O Young Herd (1 buck kid and 2 doe kids.....)	35	24	12
P Produce of Dam .....	35	24	12
(4 individuals, both sexes)			
Q Wether kids (under 6 mo.).....	28	20	10
R Wethers (6 – 12 mo) .....	28	20	10
S Best Pair (both sexes) .....	35	24	12

**OTHER GOAT FITTING AND SHOWING**

1. All training and preparation of the animal, both prior to and during the Fair is to be done by the exhibitor.
2. The Exhibitor must own the animal shown.
3. Exhibitors must wear official dress. An exception will be made for exhibitors showing both dairy and other goats on the same day. In that case, white pants are acceptable.

**CLASS**

**2800 FITTING AND SHOWING**

	<u>POINTS</u>		
	Blue	Red	White
Fitting & Showing, Other Goats.....	118	90	48

All Other Goats will fit and show together after the Dairy Goat Show.

**LOT**

- A Novice (have not shown any goat breed in any competition in the prior year) (includes graduates without experience )
- B Senior
- C Graduate (with previous experience)

Champion, Reserve Champion, and Best of Show rosettes may be presented at the discretion of the judge.

# ROUND ROBIN

**Bailey Peters – Superintendent**

In order to develop a greater understanding of showmanship of all aspects of livestock, the division fitting and showing champions (no reserve champions) are encouraged to participate in the Round Robin. Divisions in the Round Robin are Dairy, Beef, Swine, Dairy Goats, Other Goats, Sheep and Rabbits. Scoring criteria will include the quality of appearance and the answers to judges questions. Exhibitors are responsible for the security of their exhibits. Neither the Western Washington Fair nor the FFA Exhibition will accept responsibility for loss or injury to the exhibit.

# HERDSMANSHIP CONTEST

**Kendra Meek - Centralia – Superintendent**

This contest is to encourage better care and display of animals in the barns. All chapters with animals on display will enter this contest. Judges will examine the displays at least twice each day at any time they wish. At least one exhibitor shall be present with each chapter exhibit from 9 a.m. to 9 p.m. daily. Clean up is to be completed by 9 a.m. each day. Chapters who share herdsman duties, will not be penalized by another Chapter's herdsman's score. Members of Chapters who receive less than 75% average score on herdsman ship will lose their premium money for that Division. Advisors (or responsible parents) will be notified by the third day of the show if their chapter is not meeting the standard. Herdsman ship is the presentation of animals to the public. It is a display by itself. It encompasses the stall, the animals and their care, equipment and tack as well as the exhibitors.

Chapter tee shirts may be worn instead of FFA jackets for Herdsman ship.

Manure bins will be supplied by the Fair.

## SCORE CARD POINTS

<b>Cleanliness</b> .....	35
Area, animals and exhibitors.	
<b>Herdsman</b> .....	35
Attitude, treatment of public, animals and work habits. The Herdsman must be easily recognized with either an official FFA jacket or official chapter tee shirt.	
<b>Educational Display</b> .....	15
Posters, ribbons, stall cards, attractiveness	
<b>Tack Area</b> .....	15
Neatness, and conduct	
<b>TOTAL</b> .....	<b>100</b>

## CHAPTER HERDS

A chapter herd shall consist of five animals. Two or more owners must be represented. The animals may be of any age (two months or over). All animals of the chapter herd must be exhibited in the individual classes. A chapter may enter only one herd. May be composed of mixed breeds.

### CLASS

#### 2500 CHAPTER GOAT HERD

		<u>POINTS</u>		
		Blue	Red	White
<b>LOT</b>				
A	Dairy Goats .....	118	83	35
B	Other Goats .....	118	83	35

# EXOTIC DIVISION

**Dawn Lantz - Yelm – Superintendent**

Animals must be in show condition.  
Animals must be purebred or high grade.  
Limit of 2 entries per lot.

FFA members with exotic animals including alpacas and llamas may enter them as a display and public presentation. A display must include and contain educational information and the exhibitor must participate in herdsman ship. Exhibitors must sign up for a min of two 1 hour public presentations. Topics could include obstacle course, packing, use of fiber (spinning) fit and show. Students may combine and do presentation in groups of 1-3. Presentations must be done on 2 different days between the hours of noon and 7 pm. Students will only get paid on 2 presentations which are the same. Exhibitors must participate in herdsman ship.

### CLASS 3100

<b>ALPACA DISPLAY</b>	<b>Blue</b>	<b>Red</b>	<b>White</b>
	100	70	48

<b>CLASS 3150</b>	<b>Blue</b>	<b>Red</b>	<b>White</b>
<b>OTHER EXOTIC DISPLAY.....</b>	100	70	48

### CLASS 3200

<b>EXOTIC DIVISION PRESENTATION</b>	<b>Blue</b>	<b>Red</b>	<b>White</b>
Individual	60	50	40
Group of 2	30	25	20
Group of 3	20	17	14

**CLASS**

**9200 CHAPTER HERDSMANSHIP**

	<u>POINTS</u>		
	Blue	Red	White
Chapter Herdsmanship Contest			
Points per animal.....	10	7	0
<b>90 – 100 pts., Blue; 80 – 89 pts., Red; &lt; 80, White</b>			

**LOTS**

A, Dairy; B, Beef; C, Sheep; D, Swine; E, Goats; F, Rabbits.

Two Champion and Reserve Champion chapters will be recognized in each lot. Plaques or banners will be presented to these chapters. The chapters will be divided into groups by numbers of animals - 7 or more animals and 6 and under in each lot. No more than three single showman chapters may work together as a group.

## RABBIT DIVISION

**Reni Jenks – Tahoma – Superintendent**

**Tyler Jenks - North Mason- Asst. Superintendent**

Animals must be in show condition.

Animals must be purebred or high grade

1. Members are limited to **10 rabbits total** and may not enter more than three entries per lot, and may show up to three rabbits in their respective fur lots. Exhibitors may show in more than one variety. The ARBA Standard of Perfection will be used for correct showroom varieties for each breed.
2. Rabbits to be exhibited must be entered by the date shown on the Calendar of Events and have a permanent ear number in the left ear for identification purposes and this number must be recorded on the entry form. Animals not tattooed shall be marked by the exhibitor prior to check-in. **No substitutions** from Entry Form are allowed.
3. Rabbits are to be **hauled-in on September 14th**, vet checked and then placed in their cages on the date and time shown on the Calendar of Events in this book. Exhibitors shall notify the Exhibition management after the animals are placed in their cages.
4. All rabbits are to be shown by breed. Specify variety in breed description on entry form.
5. All entries are exhibited at the exhibitor's own risk.
6. No selling or "FOR SALE" cards be permitted on the coops.
7. Champion and Reserve Champion ribbons will be given Best and Reserve of Breed and will be awarded at the discretion of the judge.
8. Herdsmanship: All exhibitors must perform early morning (before 8 am) herdsmanhip (cage cleaning, feeding and watering) on a daily basis. Exhibitors must take a minimum two hour shift

between the hours of 8 a.m. and 9 p.m. on two different days during the run of the show. If there are not enough exhibitors to fill up the day, additional herdsmanhip duties will be assigned. The Superintendents shall assign an equitable schedule.

9. Rabbits are not to be taken out of the barn for any reason except to go to the show table.
10. All exhibitors are responsible for getting their rabbits to the show table. Other FFA members may assist. All chapters must have a representative present for the complete type show. No spectators or parents are allowed in the show ring.
11. Failure to adhere to these requirements may result in forfeiture of premium money.
12. Rabbits will be shown in accordance to the current ARBA Standard of Perfection.

### HEAVY BREEDS OR COMMERCIAL

**CLASS**

- 1001 CALIFORNIA**
- 1002 CHAMPAGNE D' ARGENT**
- 1003 CHECKERED GIANT: Black, Blue**
- 1004 GIANT CHINCHILLA**
- 1005 FLEMISH GIANT: Black, Blue, Fawn, Light Gray, Sandy, Steel-Gray, White**
- 1006 FRENCH LOP: Solid Pattern, Broken Pattern**
- 1007 ENGLISH LOP: Solid Pattern, Broken Pattern**
- 1008 NEW ZEALAND: Black, Red, White**
- 1009 PALOMINO: Golden, Lynx**
- 1010 SATIN: Black, Blue, Californian, Chinchilla, Chocolate, Copper, Red, Siamese, White, Otter, Broken**
- 1011 SILVER FOX**
- 1012 BEVEREN: Black, Blue, BEW**
- 1013 FRYER PENS**
- 1014 SINGLE FRYER**
- 1015 OTHERS BREEDS**
- 1035 HEAVY CROSSBREDS**

Meat Pens and Single Fryer may not be over ten weeks of age and weight limit is not over five pounds. Crossbred fryers are acceptable with commercial breeds.

LOT	<u>POINTS</u>		
	Blue	Red	White
A Senior Buck, 8 months & over.....	18	12	10
B Senior Doe, 8 months & over.....	18	12	10
C Intermediate Buck, 6 to 8 months .....	18	12	10
D Intermediate Doe, 6 to 8 months .....	18	12	10
E Junior Buck, up to 6 months	18	12	10
F Junior Doe, up to 6 months	18	12	10
G Fryers .....	18	12	10
H Pen of 3 Fryers.....	.60	40	30



**FANCY OR LIGHTWEIGHT BREEDS**

**CLASS**

- 1016 **STANDARD CHINCHILLA**
- 1017 **DUTCH: Black, Blue, Chocolate, Tortoise, Steel, Gray**
- 1018 **FLORIDA**
- 1019 **HOLLAND LOPS: Solid Pattern, Broken Pattern**
- 1020 **HIMALAYAN: Black, Blue**
- 1021 **MINI LOPS: Solid Pattern, Broken Pattern**
- 1022 **NETHERLAND DWARF: Self, Shaded, Agouti, Tan**
- 1023 **POLISH: Black, Blue, Broken, Chocolate, Blue eyed white, Ruby eyed white**
- 1024 **REX: Amber, Black, Blue, Californian, Castor, Chinchilla, Chocolate, Lilac, Lynx, Opal, Red, Sable, Seal, White, Broken Pattern**
- 1025 **MINI REX**
- 1026 **HAVANA**
- 1027 **JERSEY WOOLY**
- 1028 **SILVER MARTIN: Black, Blue, Chocolate, Sable**
- 1029 **TAN: Black, Blue, Chocolate, Lilac**
- 1030 **ENGLISH SPOT: Blue, Black, Chocolate, Gold, Gray, Lilac, Tortoise**
- 1031 **ENGLISH ANGORA: White, Colored**
- 1032 **FRENCH ANGORA: White, Colored**
- 1033 **OTHER BREEDS**
- 1034 **LIGHTWEIGHT CROSSBREDS**

**POINTS**

LOT	Blue	Red	White
A Senior Buck, 6 months & over .....	18	12	10
B Senior Doe, 6 months & over .....	18	12	10
E Junior Buck, under 6 months...	18	12	10
F Junior Doe, under 6 months....	18	12	10

Determination of Show Lot will be as follows:

Commercial or heavy breeds having a 9 pound minimum, senior ideal weight.

- Senior .....8 months & older
- Intermediate .....6 to 7months
- Junior.....under 6 months

Fancy or small breeds under 9 pounds maximum, senior ideal weight.

- Senior .....6 months & older
- Junior .....under 6 months

Champion and Reserve Champion rosettes will be awarded at the discretion of the judge. Best of Show rosettes presented at the discretion of the judge.

**CLASS**

**1500 RABBIT FUR**

**POINTS**

LOT	Blue	Red	White
A Normal White Fur .....	18	12	10

B Normal Colored Fur .....	18	12	10
C White Satin Fur .....	18	12	10
D Colored Satin Fur .....	18	12	10
E White Rex Fur .....	18	12	10
F Colored Rex Fur.....	18	12	10
G English Wool.....	18	12	10
H French Wool.....	18	12	10

**CLASS**

**1510 TANNED HIDES**

**POINTS**

LOT	Blue	Red	White
A Satin.....	18	12	10
B Rex.....	18	12	10
C Angora.....	18	12	10
D Other .....	18	12	10

**CLASS**

**1600 RABBIT FITTING AND SHOWING**

**POINTS**

LOT	Blue	Red	White
Fitting & Showing, Rabbits .....	118	90	48

**LOT**

- A Novice (Have not shown rabbits in any competition in the prior year) (includes graduates without experience)
- B Senior
- C Graduate (with previous experience)

Champion and Reserve Champion rosettes will be awarded at the discretion of the judge.

Trophies will be awarded to each Fitting and Showing Champion.

## EDUCATIONAL MATERIAL DIVISION

**Lori Sanderson, Onalaska - Superintendent**

In order to help the public better understand agriculture, it is a requirement that all chapters have educational display material related to their animals either above or around the chapter exhibits. Each chapter exhibit area (beef, sheep, etc.) will be given premium points based on the Danish system of scoring.

The top three placings in overall chapter educational displays throughout the barns will be given plaques in addition to premium points.

Optional Chapter Promotion Displays and Presentations are judged on their attractiveness, and description of chapter activities and accomplishments. One per Chapter.

**CLASS**  
**9440 CHAPTER EDUCATIONAL MATERIAL**

LOT		<u>POINTS</u>		
		Blue	Red	White
A	Chapter Educational Materials (in livestock areas)..	50	30	0
B	Champion Chapters .....	250	188	0

**CLASS**  
**9441 CHAPTER PROMOTION DISPLAY**

LOT		Blue	Red	White
A	Chapter Promotion Display...	150	100	0
B	Chapter Presentation.....	100	85	0

CLASS	<u>POINTS (Blue)</u>
9450 POSTERS	15
9500 STORY BOARDS	20
9550 PHOTO ESSAYS	15
9570 INSTRUCTION BOOKS	30

**LOTS**

Category	Hand Drawn	CAD	Combination (Hand/ CAD)
Animal Science	A	B	C
Horticulture	D	E	F
Foriculture	G	H	I
Forestry / NR Aquaculture, Soils	J	K	L
Ag Mechanics	M	N	O
Ag Science	P	Q	R
Ag Ed / FFA Knowledge	S	T	U

**INDIVIDUAL EDUCATIONAL MATERIALS**  
**Advisors: pre-screen all entries for correctness and bring only the BEST work to exhibit at the Fair.**

- One entry per class, per exhibitor.
- Exhibits must not have been shown at the previous FFA Spring Fair.
- Exhibits shall be agriculture-related and must fit into one of the above designated lots. Others will be disqualified.
- Computer-generated lettering, stencils, stick-on letters, etc. are allowed in all lots.
- Exhibitor's first and last name (not initials) and full chapter name (not initials) must be clearly and neatly printed on the back of the entry, AND on the Exhibit Tag or item will be disqualified. The tag shall be attached to the lower right hand corner. Exhibitors are responsible for entering items in the correct lot. Illegible or incorrect tags will result in disqualification.

- All materials must be prepared by the student. Classroom aid by teachers is permitted.
- All entries are exhibited at the exhibitor's risk.
- All entries will be screened by a sifting committee for the following standards:

- **Applicable Lot**
- **Correct size and material.**
- **Correct spelling** (if unusual words are used, it is recommended that a notation be made on the back of the exhibit.
- **Correct grammar.**
- **Readability.** Posters must be readable from 15 feet. There is no "readability distance" for Story Boards or Photo Essays or Instruction Books. "Readability" is a subjective area, and refers to the overall "reader friendliness" or "quality" which includes, but is not limited to color, lettering style, penmanship, placement in relation to the graphics, neatness, and letter size.
- **Identification of the source of fact(s) and artwork presented. Title, author, publication and date is required.**

- Decisions of the sifting committee and/or judges are final. Protests must be made in writing and accompanied by a fee of \$10.00, which will be forfeited if the claim is not sustained, and filed with the manager within 24 hours after the cause of the protest. A meeting will be held with the exhibitor, advisor, division superintendent and manager only.
- Fair Management reserves the right to disqualify any projects that do not meet the quality standards of the Fair. Incomplete work will be disqualified.
- Entries are accepted on the day at time shown on the Calendar of Events in the front of this book. Materials should be brought to the FFA Office. Late entries will not be accepted.
- Entries will be displayed as space allows.
- Non-displayed materials will be sorted by chapter and may be picked up by the advisor after 5pm during haul-out or the next few days. It is highly recommended that advisors pick up the materials as soon as possible. Non-displayed materials not collected within a week will be discarded.
- Displayed materials may be removed from the display area following the awards ceremony at approximately 7 p.m. Materials not removed from the display area by approximately 8 p.m. will be removed and returned to the FFA Office. If time allows, they will be sorted by chapter. Materials not collected within a day or two will be discarded.
- Posters will be judged on the Danish System with Blue, Red and White ribbons\* awarded. Champion, Reserve Champion and Grand Champion ribbons may be awarded in each category and/or overall at the judge's discretion. \* Ribbons will be in sticker form

## POSTERS

1. A Poster is like a billboard: very few words with a strong visual message. It is strongly recommended that a poster have no more than 25 words.
2. It is highly recommended that lettering be in clear, dark print of at least one inch in height.
3. Posters must be easily read from 15 feet. If exhibit is judged to be unreadable from 15 feet, the item will be disqualified
4. Posters will be entered on 22"x28" Poster Boards of any color. Any other size will be disqualified.
5. Lamination is preferred, but not required. If a poster is laminated, the excess laminate material must be neatly trimmed to not exceed the size of the poster by more than 1 inch.
6. Posters should be "consumer oriented". The message should be something that a consumer (in this case, the average fairgoer) would be interested in knowing and/or learning.

## STORY BOARDS

1. A Story Board is four to eight visual images (not including photographs) that tell a story.
2. Story Boards will be entered on Tri-Panel Display Boards of any color only.
3. There is no "readable from" requirement; however lettering should be large and clear enough that the story board can be easily read.

## PHOTO ESSAYS

1. A Photo Essay is eight to twelve photographs that tell a story.
2. Photo Essays will be entered on Tri-Panel Display Boards of any color.
3. There is no "readable from" requirement, however lettering should be large and clear enough that the story board can be easily read.
4. For photo essays, mechanical or computer-aided artwork is defined as digitally enhanced or manipulated photos.

## INSTRUCTION BOOKS

1. An Instruction Book is a loose-leaf or bound book (up to 8 1/2" X 11") that shows the processes of making something agriculture related.
2. The Book will have a cover that clearly describes the content and identifies the author.
3. The Instruction Book will contain both photographs (or art), and text that clearly describe the key elements of designing, making and displaying the subject. It will include a list of all the materials and supplies needed to complete the article(s).
4. The Book will be judged on spelling, grammar, clarity, organization and overall workmanship.

# AGRICULTURAL MECHANICS DIVISION

**Molly Majors - Willapa Valley – Superintendent**

The Washington State Fair has designated space to be used by the FFA to show their efforts in the building, assembling and repairing of agricultural machinery and equipment. Entries must have been built or repaired by an FFA member.

1. Exhibits shall be brought in on the date and time shown on the Calendar of Events in the front of this book.
2. Exhibits must be removed during haul-out
3. All entries must be the handiwork of agriculture education students who are active FFA members during the current year and entered in their names.
4. Projects must be complete.
5. Projects may be shifted from one lot to another at the discretion of the division superintendent based upon size and/or complexity.
6. Batteries are to be disconnected from power driven projects.
7. The Danish system will be used in judging the mechanics exhibited.
8. All entries must be neatly and clearly marked with entry tags and display cards obtained from Division Superintendent.
9. Chapters may asked to help assist in the exhibit area.
10. Giant construction includes an entry such as a stock trailer, hay trailer or equivalent.
11. The Ag Mechanics Superintendent and/or Fair management will disqualify projects that do not meet standards of quality workmanship that proudly represent the FFA program.
12. All displays will be attractive, technically correct and educational to the public. Each project (or group of similar projects) must be agriculture related.
13. Entries will be screened for quality and appearance when entered. Screening will be based on the same score card as used for judging.
14. The recommended size for display boards is 1' x 2'. Chapters are responsible for their chapter display board arrangements. Display stands are mandatory and are to be provided by the chapter.
15. Welding Display Boards are to be captioned and labeled to identify the process and weld type demonstrated on each board, and each group of entries is to include a display poster that explains the significance of the processes demonstrated.
16. Welding Display Boards are in two lots.  
Lot G: Large Display Boards (five items) require 3 processes represented and demonstrate 5 different skills.

Lot H: Small Display Boards (three items) is limited to three skills using one process.

17. Electrical boards must meet state standards and all connections on electrical boards must be clearly visible to the judge.
18. Chapters who enter more than 10 items of the same lot or theme, i.e., 10 welding boards, 10 knot boards, etc. must include a Display Card with each group that is prominently displayed in order to qualify the entries for premium points. The Display Cards will be furnished by the FFA Exhibition. They identify the exhibits for the public, and describe their importance or relation to agriculture. **Display Card sample is shown at the end of this book.**
19. Large Exhibits may be exhibited outdoors, depending on available space.
20. All entries are exhibited at the exhibitor's own risk.
21. Each exhibitor will be paid on no more than two entries per lot.

**CLASS**

**9150 - AGRICULTURAL MECHANICS**

LOT		POINTS		
		Blue	Red	White
A	Giant Construction (tractors, trailers, etc.).....	150	110	0
B	Extra Large Construction (clipping chutes, cattle feeders, ~ 4' X 4' X 8', etc).100	70	0	0
C	Large Construction (milking stands, fitting stands, saddle racks, ~ 2' X 2' X 4', etc)....80	50	0	0
D	Medium Construction (hanging hay racks, mini greenhouses larger than 1' X 1' X 2', etc.)40	25	0	0
E	Small Construction (2x2 yard art, grain scoops, battery pullers, mini greenhouses smaller than 1' X 1' X 2', etc.).....20	15	0	0
F	Extra Small Construction....10 (~ 6" X 6" X 12" or smaller)	7	0	0
G	Large Display Boards (Five items).....20	15	0	0
H	Small Display Boards (Three items).....10	7	0	0
I	CAD/CAM, Computer Aided Drafting Projects.....30	20	0	0

**CHAPTER DISPLAY**

1. Each chapter is encouraged to display its exhibits to promote education of the public. Please let the manager or superintendent know about chapter displays before the Fair.
2. Displays shall be constructed in space allocated by management.
3. Chapters are limited to one Ag.Mech. Chapter Display entry.
4. Chapters are responsible for providing all supplies.

5. Display will be made up of entries by chapter members. Entries may contain articles which have been used in prior exhibits. However, the overall exhibit shall be original each year.
6. Current individual entries may be included in the Chapter Display. (Advisors please notify superintendents, so no entries are missed for individual judging.)
7. Chapters must add educational materials and other items along with their exhibit to qualify for chapter display points.
8. Chapters may include a two hour public presentation on their projects. Presentations shall be scheduled at the FFA Office or with the Division Superintendent. See Lot K. Both lots must be completed to be eligible for the Outstanding Chapter award.

LOT		POINTS		
		Blue	Red	White
J	Chapter Display .....	150	100	0
K	Chapter Presentation.....	100	85	0

**SPECIAL AWARDS**

1. A plaque will be presented for the outstanding chapter display in the Agricultural Mechanics Division.
2. A plaque will be presented to the champion individual exhibitor in the division.

## FORESTRY, NATURAL RESOURCES, AQUACULTURE, AND SOILS DIVISION

**To Be Determined - Superintendent**

The Washington State Fair and Washington State FFA Exhibition have designated space to be used by the FFA to show their efforts in displaying Forestry/Natural Resources/Soils/Aquaculture materials or projects that have been built or put together by FFA members of agriculture education classes.

1. Exhibits shall be brought in on the date and time shown on the Calendar of Events in the front of this book.
2. Exhibits must be removed during haul-out.
3. All entries must be products of active FFA members enrolled in Agriculture Education classes. Small entries should be done by one individual; larger projects and display boards may be group projects. Stand alone posters must be entered in the Educational Materials Division.
4. Projects must be complete.

5. Chapter advisors are responsible for arranging and marking their chapter displays. Please let the manager or superintendent know about chapter displays before the Fair.
6. The Danish system will be used in judging the Forestry/Natural Resources Exhibits.
7. All entries must be neatly and clearly marked with entry tags and display cards obtained from the Division Superintendent.
8. Chapters may be asked to assist in the exhibit area.
9. The Division Superintendent and/or Fair Management will disqualify projects that do not meet standards of quality workmanship that proudly represent the FFA program and the Natural Resources industry.
10. All displays will be attractive, technically correct and educational to the public.
11. All projects must include an interpretation (explanation) that includes a description of the value to Forestry, Natural Resources, Soils or Aquaculture.
12. Chapters who enter more than 10 items of the same lot or theme, i.e., 10 leaf boards, 10 cone boards, etc. must include an educational Display Card, with each group, that is prominently displayed in order to qualify the entries for premium points. The Display Cards will be furnished by the FFA Exhibition. They identify the exhibits for the public, and describe their importance or relation to agriculture. **Display Card sample is shown at the end of this book.**
13. Lettering must be of professional quality (typed or neatly printed).
14. All plant leaf displays must be properly pressed. Un-pressed displays will be disqualified.
15. Entries will be screened for quality and appearance when entered. Screening will be based on the same score card as used for judging.
16. Recommended size for display boards is: ten item- 24"x 32" and five item-18"x 24".
17. All entries are exhibited at the exhibitor's own risk.
18. Exhibitors will be paid on no more than two entries per lot.

**CLASS**

9250 CONSTRUCTION AND MODELS  
Forestry/natural resources, soils, aquaculture industries (Projects that lack interpretive material will be dropped one placing)

		<u>POINTS</u>		
<b>FORESTRY LOTS</b>		Blue	Red	White
A	Large (succession model, etc.).....	50	30	0
B	Medium (logging models - hi-lead, balloon, trap set techniques in the woods, etc).....	30	20	0
C	Small (bird houses, etc.).....	20	15	0

D	Extra Small ( Biltmore sticks, etc).....	10	7	0
---	--	----	---	---

**SOILS AND WATER LOTS**

E	Large display (water pollution model,..... Watershed model, etc.)	50	40	0
F	Medium display (soil and water flow columns, soil horizons, etc)	40	35	0
G	Small display (No Posters)	30	25	0

**NATURAL RESOURCES LOTS**

H	Large displays (ecosystem diorama, etc)..	50	30	0
I	Medium displays (bat boxes, squirrel nests, etc)	30	20	0
J	Small displays (feeder boxes, etc.)	20	15	0

**AQUACULTURE LOTS**

K	Large displays..... (fish hatchery systems, etc) .	50	30	0
L	Medium displays (fishing rods, etc) .....	30	20	0
M	Small displays (macroinvert nets, secchi discs, etc).....	20	15	0
N	Extra small displays (fish hooks, flies, etc).....	10	7	0

**CLASS 9260 – DISPLAY BOARDS  
FORESTRY DISPLAY BOARD LOTS**

		<u>POINTS</u>		
		Blue	Red	White
A	Large (10+ items plus interpretation-this includes tree species/cone boards/forest by-products).....	35	15	0
B	Medium ( 5 to 9 items plus interpretation-this includes tree species/cone boards/forest by-products).....	25	12	0
C	Forestry Single (cultured Christmas tree with description of cultural practice, cross section of tree with cause/effect of management practices identified, salable quality of bundled huckleberry, sword fern, boughs, salal ) .....	15	10	0

**SOILS DISPLAY BOARD LOTS**

D	Large (10+ soil samples with location map and interpretation) .....	35	15	0
---	---	----	----	---

E	Medium (5 to 9 soil samples with location map and interpretation)	25	12	0
F	Soils Single (soil with interpretation – glass enclosed soil showing organisms that live in soil)	15	10	0

**NATURAL RESOURCES DISPLAY BOARD LOTS**

G	Large (10+ items plus interpretation)	35	15	0
H	Medium (5 to 9 items plus interpretation)	25	12	0
I	Single (with explanation)	15	10	0

**AQUACULTURE DISPLAY BOARD LOTS**

J	Aquaculture Large	35	15	0
K	Aquaculture Medium	25	12	0
L	Aquaculture Single	15	10	0

**Educational Posters are to be shown in the Educational Materials Division, however a few posters can be displayed as a part of your chapter display, but will not be scored individually**

**CHAPTER DISPLAY**

Forestry, Natural Resources, Aquaculture, Soils projects will be attractively arranged in one major centrally themed chapter display. The display will be designed to promote education of these industries to the public. Each display will exhibit a variety of different student and class projects oriented around one central theme. The theme must represent one section of the Forestry, Natural Resources, Aquaculture, Soils industry and will be chosen by the individual chapter (i.e.: Water Pollution Prevention; Logging Practices; Urban Wildlife Management and Urban Forestry). Although size of display area may vary, chapters can plan on a display of 8'x 12'. Each display should have a sign informing viewer of display's theme.

1. Each chapter will be required to display its exhibits to promote education of the public. Please let the manager or superintendent know about chapter displays before the Fair.
2. Premium points will be awarded to the chapter for the display.
3. Display shall be constructed in the space allocated by management.
4. Chapters are limited to one entry.
5. Chapter will supply all materials.
6. Display will be made up of entries by chapter members. Entries may contain articles which have been used in previous exhibitions. However, the overall exhibit shall be original each year.

7. Small trees, forestry items and tools may be used in display to add to overall attractiveness, interest and theme of the display.
8. Chapters may include a 2 hour public presentation of their projects. See Lot Z below. **Presentations shall be scheduled at the FFA Office or with the Division Superintendent.** Both lots must be completed to be eligible for the Outstanding Chapter award.

**POINTS**

LOT		Blue	Red	White
Y	Chapter display	150	100	0
Z	Chapter Presentation	100	85	0

**SPECIAL AWARDS**

1. A plaque will be awarded to the outstanding chapter display in the division.
2. A trophy will be presented to the outstanding individual exhibitor in the division.

# HORTICULTURE DIVISION

**Mary Brown - Shelton– Superintendent**

**GENERAL RULES**

**FOR CLASSES 8001-8008 & 8100**

1. All exhibits shall be displayed in space provided by the directors and superintendent of the FFA Horticultural Division. Haul-in time for classes in this division is specified in the Calendar of Events in the front of this book. Exhibits will not be released prior to 7 pm on the last day of the exhibition without permission from the superintendent or manager. Exhibits not claimed by 9 pm will be discarded.
2. No commercially-grown plants shall be entered in the show. All horticulture exhibits shall be grown or made as a part of the instructional program or supervised agricultural experience program of the FFA.
3. Students must have personally managed their exhibits.
4. Containers shall be commercial plastic containers or appropriate decorative containers. Wooden hanging baskets may be used. Decorative containers shall be considered only to the degree that they detract from the appearance of the plants.
5. Exhibitors shall fill out the provided tags giving the common and scientific names of all plants entered. No blue ribbons will be awarded if the plant(s) are not correctly identified.
  - a. Instructors should not fill out the tags for the students at the fair.
  - b. This does not apply to design and floral division entries.

6. Exhibits shall be free of contaminating insects and disease. The Superintendent or designee may reject any exhibit with visible contamination.
7. Exhibits shall not be removed from the display table or racks until released by the Horticulture Superintendent or proper designee. Prior removal shall be cause for loss of ribbons and premiums.
8. Exhibits of individual plants shall be limited to one of any one variety and two of any one genus. Design and Floral divisions shall be limited to one entry per person per lot. No more than 2 entries per person per lot in other classes.
9. Chapters will be responsible for watering their own plants.
10. Chapters with exhibitors that exhibit hanging baskets are recommended to bring display stands for the plants.
11. In the fruits/vegetables classes, exhibits will be disqualified if there are too many or too few items as described for each class/lot.
12. Please trim and wash fruits/vegetables, as appropriate, to make an attractive display.
13. Ribbons will be in the form of stickers on corsages and boutonnieres.
14. Chapters who enter more than 10 items of the same lot or theme, i.e., 10 corsages, 10 bud vases, etc. must include a Display Card, with each group that is prominently displayed in order to qualify the entries for premium points. The Display Cards will be furnished by the FFA Exhibition. They identify the exhibits for the public, and describe their importance or relation to agriculture. **Display Card sample is shown at the end of this book.**

**SPECIAL AWARDS**

1. A plaque will be presented to the outstanding chapter in horticulture.
2. A plaque will be presented to the outstanding individual in horticulture.

**SPECIAL RULES**

**CLASSES 8001, 8002, 8003, 8004**

Plants shall be judged on basis of:

1. Condition: grooming, freedom from mechanical damage, disease, insects, appropriate color and fertility.
2. Cultural perfection: the degree of perfection possible for its variety.
3. Maturity: Plants must be mature for display purposes.
4. Container: over potted, under potted, cleanliness, appropriateness.
5. Corsages and boutonnieres must be in industry standard clean plastic boxes or bags

Best of Lot, Class and Show rosettes may be presented at the discretion of the judge.

**CLASS 8001 SMALL (4") POTS**

LOT	<u>POINTS</u>	
	Blue	Red
A Foliage house plant.....	5	3

B Flowering or fruiting house plant .....	5	3
C Bedding plants in a pack.....	5	3
D Bedding plants in a pot. ....	5	3
E Cacti or succulents.....	5	3
F Other potted plants .....	5	3
G Trailing flowering plants .....	5	3
H Trailing foliage plants .....	5	3
I Other trailing plants.....	5	3
J Evergreen shrubs and trees	5	3
K Deciduous shrubs and trees	5	3
L Standards.....	5	3

**CLASS**

**8002 MEDIUM (6" to 8") POTS**

LOT	<u>POINTS</u>	
	Blue	Red
A Foliage house plant.....	10	6
B Flowering or fruiting house plant.....	10	6
C Bedding plants in a pack....	10	6
D Bedding plants in a pot .....	10	6
E Cacti or succulents.....	10	6
F Other potted plants .....	10	6
G Trailing flowering plants .....	10	6
H Trailing foliage plants .....	10	6
I Other trailing plants.....	10	6
J Evergreen shrubs and trees	10	6
K Deciduous shrubs and trees	10	6
L Standards.....	10	6

**CLASS**

**8003 LARGE (10" OR LARGER) POTS**

LOT	<u>POINTS</u>	
	Blue	Red
A Foliage house plant.....	15	10
B Flowering or fruiting house plant.....	15	10
C Bedding plants in a pack....	15	10
D Bedding plants in a pot. ....	15	10
E Cacti or succulents.....	15	10
F Other potted plants .....	15	10
G Trailing flowering plants .....	15	10
H Trailing foliage plants .....	15	10
I Other trailing plants.....	15	10
J Evergreen shrubs and trees	15	10
K Deciduous shrubs and trees	15	10
L Standards.....	15	10
M Herbs.....	15	10

**CLASS**

**8004 DESIGN**

LOT	<u>POINTS</u>	
	Blue	Red
A Terrarium.....	15	10
B Dish Garden - under 10" ....	15	10
C Dish Garden - over 10" .....	25	15
D Bonsai .....	15	10
E Mixed Planter Box - small ..	15	10

F	Mixed Planter Box - large ...	25	15
G	Other Living Plant Design - small .....	15	10
H	Other Living Plant Design - large.....	25	15
I	Topiary - small.....	15	10
J	Topiary - large .....	25	15
K	Color Bowls.....	25	15

B	Drupes (soft or stone fruits), three .....	10	5
C	Berries (in one cup container) ( <b>no blackberries</b> )	10	5
D	Other fruits, three .....	10	5

**CLASS**

**8005 FLORAL**

LOT	Blue	POINTS	
		Blue	Red
A	One sided floral design - fresh flowers - under 10" .....	15	10
B	One sided floral design - fresh flowers - over 10" .....	25	15
C	Triangle arrangement, under 10" - fresh flowers ...	15	10
D	Triangle arrangement, over 10" - fresh flowers .....	25	15
E	Round arrangement, under 10" - fresh flowers ...	15	10
F	Round arrangement, over 10" - fresh flowers .....	25	15
G	Right angle arrangement, under 10" - fresh flowers ...	15	10
H	Right angle arrangement, over 10" - fresh flowers .....	25	15
I	Free style design – under 10" designer's choice of mat'ls.	15	10
J	Free style design – over 10", designer's choice of mat'ls	25	15
K	Vertical arrangement over 10", Designer's choice of mat'ls	25	15
L	Dry or silk flower arrangement – under 10" ...	15	10
M	Dry or silk flower arrangement – over 10" .....	25	15
N	Single bloom arrangement in bud vase - fresh.....	10	6
O	Corsages, fresh or silk (2 flowers minimum).....	7	5
P	Boutonniere, fresh or silk (1 or 2 flowers) .....	5	3
Q	Holiday specialty design, fresh or silk (wreaths, etc.)	10	6
R	Single stem cut flower specimen (in vase) .....	5	3
S	Hanging Baskets - over 10" (Second half of Exhibition) Designer's choice of mat'ls..	25	15

**CLASS**

**8006 FRESH FRUITS**

Plates will be provided by show management for vegetables and fruit.

LOT	Blue	POINTS	
		Blue	Red
A	Pome fruits (apples, pears, etc.), three .....	10	5

**CLASS**

**8007 FRESH VEGETABLES**

LOT	Blue	POINTS	
		Blue	Red
A	Solanaceae (peppers, tomatoes, potatoes, etc.) five.....	10	5
B	Liliaceae (onion, asparagus, garlic, etc.) five .....	10	5
C	Graminae (sweet corn, popcorn, etc.) five .....	10	5
D	Leguminosae (beans, peas, etc.) ten .....	10	5
E	Umbelliferae (carrots, celery, parsnips, etc.) five .....	10	5
F	Cruciferae (cabbage, cauliflower, broccoli, etc.) one head .....	10	5
G	Cucurbitaceae (cucumber) five, (melons, squash, etc.) one .....	10	5
H	Chenopodiaceae (beets) five (chard, spinach, etc.) one head .....	10	5
I	Compositae (sunflower, Lettuce) one head (radish, etc.) ten .....	10	5
J	Other vegetables (sweet potatoes, rhubarb, okra, etc.) five.....	10	5
K	Giant vegetables (one).....	10	5

**CLASS**

**8008 CROPS**

**FLAKE OF HAY** (Display in clear plastic bag)

LOT	Blue	POINTS	
		Blue	Red
A	Grass Hay .....	5	3
B	Alfalfa .....	5	3
C	Timothy .....	5	3
D	Other .....	5	3

**SPECIAL RULES  
CLASSES 8010 & 8011**

**CLASS**

**8010 TURF SCIENCE**

1. Haul-in time is as specified in the Calendar of Events.
2. An exhibit demonstrating some aspect of what you have done in your class. It could be a class display of projects completed as part of a unit, such as sprinkler bases made of PVC or it could be a display of irrigation equipment.



# LANDSCAPE DIVISION

LOT		POINTS		
		Blue	Red	White
A	Large Exhibit (10'x12').....	80	50	0
B	Medium Exhibit (8'x10').....	40	25	0
C	Small Exhibit (4'x8').....	20	15	0
D	Extra Small Exhibit (4'x6').....	10	7	0
E	Large Display Board (3'x4')...	20	15	0
F	Small Display Board (22"x28")10		7	0
G	Turf Plan .....	20	15	0

## CLASS

### 8011 MINIATURE TURF EXHIBITS (Approx. 2'x3'x1' high)

LOT		POINTS		
		Blue	Red	White
A	Individual .....	60	40	0
B	Group of 2 (each) .....	30	20	0
C	Group of 3 (each) .....	20	13	0

## CLASS

### 8100 COMMERCIAL ENTRIES

1. This is a commercial display like you would see at a garden center.
2. Signage should reflect a commercial display. Be clear that it is a DISPLAY ONLY - NOT REALLY FOR SALE! Explain to the public what you are doing.

#### POINTS

LOT		Blue	Red	White
A	Ten containers of same variety exhibited as a sole commodity .....	30	20	0

## CLASS

### 8150 CHAPTER DISPLAY

1. This class is for chapters that have enough plants that they can be put together similar to a chapter herd in livestock. The plants must be placed in the display by the chapter, the Superintendent will not place these plants.
2. Premium points will be awarded to the chapter for the display.
3. It shall be constructed in space allocated by management.
4. Chapters are limited to one entry.
5. Chapters must identify their display and furnish all materials. Space is limited, so large chapter banners should not be used.
6. Displays must be made up of plants grown by chapter members.

#### POINTS

LOT		Blue	Red	White
A	Chapter display (50 plants minimum).....	250	185	0
B	Chapter display (25 plants minimum).....	100	60	0

## CLASS 8200

LOT		POINTS		
		Blue	Red	White
C	Landscape plans.....	20	15	0
1.	Plan drawn by student.			
2.	Plan on appropriately-sized paper, matted - lamination encouraged but not required.			
3.	To be displayed in the Dairy Barn along with Educational Posters.			

## CLASS

### 8250 MINIATURE LANDSCAPES

2. The dimensions of display box should about 2' x 2' and have one side open for viewing.
3. Recommended scale is 1 inch = 1 foot. Scale will be taken into account during judging.
4. Each landscape should contain at least one miniature structure or object to give reference to scale. Some possible examples are bird baths, garden ornaments, pots, garden tools, benches, swings, gazebos, and greenhouses.
5. Exhibits must contain a minimum of two live plants; three or more are encouraged. Natural dried plant material may be used, but the use of artificial plant material is discouraged. Do not use artificial lawns, trees, plants, etc. Small amounts for accent (i.e.; tiny silk flowers) may be used.
6. Display must have a landscape design plan and a plant list (not handwritten). Live plants shown on the design should have numbers which are keyed to the plant list.
7. This class may be a group project (maximum 3 people).
8. Exhibitors must supply all materials. All work must be student work.

#### POINTS

LOT		Blue	Red	White
A	Individual .....	80	50	0
B	Group - 2 (each).....	40	25	0
C	Group - 3 (each).....	27	16	0

# AGRI-SCIENCE DIVISION

The Washington State Fair and Washington State FFA Exhibition have designated space to be used by the FFA to show their efforts in displaying Agriculture Science materials that have been built or put together by members of agriculture education classes.

1. All Agriculture Science exhibits will be brought in as shown on the Schedule of Events.
2. Exhibits must be removed the last day of the fair.

3. All entries must be products of active FFA members enrolled in Agriculture Education classes. Small posters should be done by one individual, larger tri-folds and display boards may be group projects.
4. Projects must be complete.
5. Chapter advisors are responsible for arranging and marking their chapter displays. Please let the manager or superintendent know about chapter displays before the Fair.
6. The Danish system will be used in judging the Agricultural Science Exhibits.
7. All entries must be clearly and neatly marked with entry tags and display cards obtained from the Division Superintendent.
8. Chapters may be asked to assist with exhibits.
9. The Agricultural Science Superintendent and/or Fair Management will disqualify projects that do not meet standards of quality workmanship that proudly represent the FFA program and the Agricultural Science industry.
10. All displays will be attractive, technically correct and educational to the public. The "Scientific Method" shall be evident and followed.
11. Lettering must be of professional quality (typed or neatly printed).
12. Entries will be screened for quality and appearance when entered. Screening will be based on the same score card as used for judging.
13. Recommended size for display boards is: 36" X 48" .
14. Originality and creativity are encouraged.
15. All entries are exhibited at the exhibitor's own risk.
16. Exhibitors will be paid on no more than two entries per lot.

**CLASSES**

- 9300 FOOD PRODUCTS & PROCESSING SYSTEMS**
- 9310 SERVICES/NATURAL RESOURCE SYSTEMS**
- 9320 ANIMAL SYSTEMS**
- 9330 PLANT SYSTEMS**
- 9340 POWER, STRUCTURAL AND TECHNICAL SYSTEMS**
- 9350 SOCIAL SYSTEMS**

		<u>POINTS</u>		
<b>LOTS FOR ABOVE CLASSES</b>		<b>Blue</b>	<b>Red</b>	<b>White</b>
A	Large Exhibit (larger than 3'X4') .....	80	50	0
B	Medium Exhibit (3'X4' trifolds) .....	40	25	0
C	Small Exhibit (posters).....	20	15	0
D	Group Exhibit (premium equally divided) .....	40	25	0

**CLASS**

**9360 CHAPTER DISPLAY**

Agriculture Science projects will be attractively arranged in one major centrally themed chapter display. The display will be designed to promote education of the Agriculture Science industry for the public. Each display will exhibit a variety of different student and class projects oriented around one central theme. The theme must represent one section of the Agriculture Science industry and will be chosen by the individual chapter. Although size of display area may vary, chapters can plan on a display of 8'x12'. Each display should have a sign informing viewer of display's theme.

1. Each chapter will be required to display its exhibits to promote education of the public. Please let the manager or superintendent know about chapter displays before the Fair.
2. Premium points will be awarded to the chapter for the display.
3. The display shall be constructed in the space allocated by management.
4. Chapters are limited to one entry.
5. Chapters will supply all materials.
6. Display will be made up of entries by chapter members.
7. Chapters may include a 2 hour public presentation of their projects. See Lot B below. Both lots must be completed to be eligible for the Outstanding Chapter award.

		<u>POINTS</u>		
<b>LOT</b>		<b>Blue</b>	<b>Red</b>	<b>White</b>
A	Chapter display.....	150	100	0
B	Chapter Presentation .....	100	85	0

**SPECIAL AWARDS**

1. A plaque will be presented to the outstanding chapter in the division.
2. A plaque will be presented to the outstanding individual exhibitor in the division.

# EDUCATIONAL PRESENTATIONS DIVISION

In order to develop a greater understanding of Agriculture Education and the FFA program, local members are encouraged to participate in educational presentations.

1. Educational presentations must exhibit some activity relating to the Agriculture Education curriculum, i.e. Forestry/Natural Resources, Aquaculture, Soils, Horticulture, Floriculture, Ag. Mechanics, Ag. Science, Animal Science, or Production Agriculture.

2. Audience participation activities are encouraged.
3. Participants will provide all their own materials.
4. Educational presentations will be given continuously for one hour on the day selected and may be given hourly from 10 a.m. to 6 p.m. Space will be on a first-come, first-served basis. Generally there will be three slots available every hour during the first five days of the Fair and six or more slots available every hour during the remaining days of the Fair.  
If there is a special need for a specific date/time, please contact the FFA Fair Manager or Assistant Manager. Otherwise, students should check in with the FFA Fair Manager or Assistant Manager ten minutes before the requested time for location assignments.
5. Educational presentations must be rehearsed before Agriculture Instructor before presentation at the Fair.
6. Students or teams will be paid on a maximum of two presentations. Also, if two presentations are given, they must be non-related subjects.
7. The judge or Fair management will disqualify any presentations that do not meet standards of quality that proudly represent the FFA program.
8. Students must be in official dress. Official dress is, at minimum, a collared white shirt/blouse with official tie; black slacks/skirt; official blue corduroy jacket. Individuals may be scored separately in group presentations.
9. A title poster or sign is required.

4. Official Dress?
5. Agriculture Related?

## SPECIAL EVENTS DIVISION

In order to develop a greater participation with the Fair public and develop a greater understanding of Agriculture Education, local FFA members are encouraged to participate in Special Events.

1. Special events can be held on any appropriate day/time. All Special Events shall be arranged and signed up by noon on Wednesday. We are very flexible on this to allow chapters to use their own imaginations and interests to provide informative and FUN events for fairgoers.
2. Contests will be open to the public.
3. Contestants will be provided ribbons.
4. Special Events will provide all their own materials except public address system.
5. FFA members must notify the Exhibition Staff 30 minutes before the event.
6. Premiums limited to one per chapter per lot.
7. Premiums will be paid to the Chapter unless individual student payment is requested on entry form.
8. To arrange for Special Events prior to the Exhibition, contact the Exhibition Manager.

### CLASS

#### 9750 EDUCATIONAL PRESENTATIONS

LOT		POINTS		
		Blue	Red	White
A	Individual .....	30	20	0
B	Group - 2 (each) .....	15	10	0
C	Group - 3 (each) .....	10	7	0

1. Did this presentation teach what the presenter said he/she would teach ?
  - A. Introduction and closing well handled?
  - B. Subject clearly presented?
  - C. Held audience attention
  - D. Visuals and equipment appropriate and easy to see?
2. Did the presenter know his/her subject?
  - A. Presenter well informed?
  - B. Appropriate subject for this member (not too simple or too complex for age and experience of member)?
  - C. Questions well handled?
3. Did the presenter have the presentation well planned and organized?
  - A. Right length for subject presented?
  - B. Work area well organized?
  - C. Advanced preparation of materials and equipment?
  - D. Group (only) - work about equally divided?

### CLASS

#### 9850 SPECIAL EVENTS

LOT		CHAPTER POINTS		
		Blue	Red	White
A	Weight Guessing Contest (TBA).....	100	70	0
B	Kiddies Sheep and Goat Show (TBA).....	100	70	0
C	Hog Calling Contest, (TBA)	100	70	0
D	Baby Animal Display .....	100	70	0
E	Goat Milking Contest (TBA)	100	70	0
F	Other Event- Chapter's idea, contact manager with idea	100	70	0

## FFA JUDGING CONTESTS

Participating teams must have a representative present at the Awards Program to receive awards. Awards presentations will take place immediately after each contest, except the Livestock Judging Contest awards will be held as shown on the Schedule Events.

# LIVESTOCK JUDGING

**Hillary Hull - Yelm – Superintendent**

The contest will consist of six classes of livestock. Livestock teams will assemble at 8 am It will be a 4/5 contest.

Beef, Sheep and Swine Superintendents are responsible for selecting their own animals, working with holders and coordinating the contest with the Livestock Judging Superintendent.

1. Two classes of breeding beef.
2. Two classes of breeding sheep
3. Two classes of swine.

## Awards

Teams..... Top Ten, Banners  
Individuals ..... Top Ten, Trophies  
Students will participate as holders. Each holder will receive \$5.

# DAIRY JUDGING

**Kendra Meek - Centralia - Superintendent**

The FFA Dairy Judging Contest teams will assemble at 11am. It will be a 4/5 contest.

## Awards

Teams..... Top Five, Banners  
Individuals ..... Top Ten, Plaques

# POULTRY JUDGING

**Lloyd Walker - Winlock - Superintendent**

The Poultry Judging Contest will consist of 12 classes featuring written and oral scores of carcass, parts and egg grading. It will be a 4/5 contest. Advisors are

rerrequested to bring a dozen each of a variety of interior and exterior egg qualities and a dozen #2 pencils.

## Awards

Teams .....1st-8th, Plaques  
Individuals .....1st-10th, Plaques

# FFA LEADERSHIP AWARD

An outstanding leader is selected each year based on an application and an interview. The winner will receive a trophy. The application will ask applicants to address the following areas:

1. Describe your SAE facilities, number, circumstances that inhibit or enhance it.
2. Describe your FFA activities at the Chapter, District, State and National levels.
3. List your exhibits and the awards you have won at this year's Puyallup Fair.

Scoring will be as follows:

Question #1	25 points
Question #2	25 points
Question #3	25 points
Interview	25 points

Applications will be available on the bulletin board outside the FFA office during the fair. Applications are due back to the FFA office by the times shown on the Schedule of Events. Applicants must sign up for an interview time as shown on the Schedule of Events.

## QUESTIONS

**Contact - - Al Schwider, 21420 204th Ave. SE  
Maple Valley, WA 98038  
425-432-3455 al@thepinesfarm.com**

# GENERAL CHAPTER STUFF & PASS REQUEST FORM

## Washington State FFA Exhibition

Chapter \_\_\_\_\_ Advisor \_\_\_\_\_

Mailing Address \_\_\_\_\_

City/Zip \_\_\_\_\_ Phone \_\_\_\_\_

### Contests

- If you bring a judging team, you **MUST HELP SCORE!!!**

*Approximately **how many** entrants will be participating in each of the following contests?*

Dairy Judging \_\_\_\_\_ Livestock Judging \_\_\_\_\_ Poultry Judging \_\_\_\_\_

In what Divisions are you bringing Chapter displays? \_\_\_\_\_

Any "giant" Ag Mech projects? (ie trucks, trailers, etc.) \_\_\_\_\_

### Passes

- Please order passes for contest participants and chaperones/helpers only.
- Livestock and still life exhibitors will receive gate and parking passes at haul-in.
- Advisors may pick their passes up at the District 2 meeting if ordered before it.
- Parking passes will be available for advisors/chaperones and contest participants only. Free parking lots are available for exhibitors by showing gate passes.

### Number of Passes Requested

\_\_\_\_\_ Single Day Passes - good for one entry – allows entry into free parking lots

**Due September 4!**

---

Al Schwider, 21420 204th Avenue SE, Maple Valley WA 98038  
425-432-3455 [al@thepinesfarm.com](mailto:al@thepinesfarm.com)

# OFFICIAL LIVESTOCK ENTRY FORM

## 2019 Washington State FFA Exhibition

Exhibitor \_\_\_\_\_ Phone \_\_\_\_\_

Address \_\_\_\_\_ City \_\_\_\_\_ Zip \_\_\_\_\_

Chapter \_\_\_\_\_ Grad. Yr. \_\_\_\_\_ E-mail \_\_\_\_\_

Advisor's Name \_\_\_\_\_ Phone \_\_\_\_\_

- Include Fitting and Showing for each species you are exhibiting
- Do not include Herdsmanship or Chapter Educational Displays

- Fill out, sign and have your advisor and parents sign this and the Medical Authorization Form

Clipping Chute ? \_\_\_\_\_ Milking Stand ? \_\_\_\_\_

Class	Lot	Description (Example: Junior Gilt)	Age	Ear tag /Tattoo	Color

### Due September 4th

Late Entries will be accepted as space allows

**I approve this member's participation and certify that he/she has complied with the 60 day ownership/ lease requirements as stated in the rules and regulations in the front of this book**

**I am eligible to enter these animals according to the FFA Rules, and agree to follow all of the Exhibition and Fair rules, veterinary information and the FFA Code of Ethics.**

\_\_\_\_\_  
student's signature & date

\_\_\_\_\_  
chapter advisor's printed name and signature

\_\_\_\_\_  
parent/legal guardian signature & date

## PHOTO SERVICES RELEASE

I hereby consent and agree that the Washington State Fair, its employees or agents, have the right to take photographs, digital images, or video/film of me (and/or my property) and to use them for educational and promotional materials. I further consent that my name may be revealed therein or by descriptive text or commentary.

I hereby release the Washington State Fair, its agents and employees all rights to exhibit this work publicly or privately, including postings to its web pages and to market and sell copies. I waive any rights, claims or interests I may have to control the use of my identity or likeness in the photographs, digital images, video, or film and agree that any uses described herein may be made without compensation.

- I AGREE
- I DO NOT AGREE to the above Photo Release Statement.


\_\_\_\_\_  
Exhibitor's Signature

\_\_\_\_\_  
Date

\_\_\_\_\_  
Parent/Guardian Signature

\_\_\_\_\_  
Date

-----Cut here-----

	Chapter <b>High School FFA members made</b> <b>these</b>	Description of Exhibits <b>demonstrating the following</b> <b>important agriculture-related</b> <b>skills:</b> _____ _____ _____ _____ Chapter Advisor : _____
---	--	--

**WASHINGTON STATE FFA EXHIBITION  
CODE OF CONDUCT**

As a participant in the Washington State FFA Exhibition, you have earned the opportunity of representing the FFA program to the public. Therefore, you are expected to conduct yourself in a manner that reflects well on your state, county, and club, as well as yourself.

1. Participants will demonstrate respect and courtesy to each other, all adults, their animals, and the fair-going public. Please be considerate of others.
2. Dress appropriately for the occasion. Wear required attire while in classes and while on duty. Exhibitors are encouraged to interact with the public. The fair is an educational opportunity.....for both the exhibitor and the public.
3. Language must be controlled and appropriate. Swearing is not considered appropriate.
4. Possession or the use of alcohol, drugs, or any controlled substance (other than prescribed medicine) is strictly PROHIBITED!..FFA members may not use tobacco products.
5. Avoid tampering or damaging fairgrounds buildings, other displays, equipment, etc. that may cause damage to the public, members, or leaders.
6. Conduct unbecoming to the FFA is prohibited. Unbecoming conduct includes potentially dangerous actions or actions that present a safety concern or risk, such as riding in or on livestock trucks or trailers, “horseplay”, or any activity whose sole purpose is to humiliate or potentially injure others.
7. FFA members must follow the FFA Code of Ethics as spelled out in the official FFA manual.
8. Students are prohibited from sleeping and/or lounging in or about stall areas.
9. Disciplinary Action: Students out of compliance with the rules of the exhibition will be first dealt with by the advisor or his/her designated parent or chaperone. If this action does not remedy the situation, then the responsible supervisory person shall deal with the issue. Any difficulty beyond this point shall be dealt with by a state staff person.

Exhibitors found in violation of rules or the FFA Code of Ethics may be penalized by:

1. Forfeiting of all premiums, prizes, ribbons, awards, and/or privileges as deemed appropriate to the circumstances.
2. Being eliminated from participation at future state fair activities.

I, \_\_\_\_\_, have read the Code of Conduct and agree to abide by its rules.  
(Name of Exhibitor – please print)

I understand that infractions of this code may result in any or all of the penalties listed above.

---

Exhibitor Signature	Date	Work & Home Phone
---------------------	------	-------------------

I, \_\_\_\_\_, have read the Code of Conduct. I understand that I am responsible for my child or ward’s  
(Name of Parent/Guardian – please print)  
behavior. I give my permission to the staff in charge to administer the code.

---

Parent/Guardian Signature	Date	Work & Home Phone
---------------------------	------	-------------------

---



# MEDICAL AUTHORIZATION FORM

## 2019 Washington State FFA Exhibition

*Each student attending the Exhibition must have a completed Medical Authorization Form on file at the Fair Office.*

Name \_\_\_\_\_ Birth date \_\_\_\_\_

Complete Home Address \_\_\_\_\_

Home Phone Number \_\_\_\_\_ Parent's Work Number \_\_\_\_\_

Cell Phone Number \_\_\_\_\_

Chapter \_\_\_\_\_ Advisor \_\_\_\_\_

Name of Insurance Company \_\_\_\_\_ Policy Number \_\_\_\_\_

Name of Family Physician \_\_\_\_\_ Phone Number \_\_\_\_\_

*Please complete the blanks below and submit other information you feel is applicable.*

Date of last medical physical examination \_\_\_\_\_ Date last tetanus shot \_\_\_\_\_

Drug / medication or other allergies \_\_\_\_\_

Please note if there is a history of:

Heart Condition \_\_\_\_ Diabetes \_\_\_\_ Asthma \_\_\_\_ Epilepsy \_\_\_\_ Rheumatic Fever \_\_\_\_ Allergy \_\_\_\_

List any physical restrictions \_\_\_\_\_

Other conditions (serious illnesses or injuries) \_\_\_\_\_

List all medications taken regularly \_\_\_\_\_

I understand that should a health problem arise, I will be notified, but if I cannot be reached by telephone, such medical treatment as deemed necessary by competent medical personnel will be rendered. I give my permission for taking any medical steps necessary to preserve the life and health of my child in my absence. It is our understanding that Good Samaritan Hospital of Puyallup will administer life-saving measures only until contact has been made with parents/legal guardians. The following named person has my permission to sign any forms necessary in my absence.

\_\_\_\_\_  
Advisor's Name

Parent/Guardian Signature \_\_\_\_\_ Date \_\_\_\_\_

**Al Schwider, 21420 204th Avenue SE, Maple Valley WA 98038**  
**425-432-3455 [al@thepinesfarm.com](mailto:al@thepinesfarm.com)**

Complete for: **all exhibitors who WILL STAY IN THE DORMITORIES AND ALL EXHIBITORS WHO WILL PARTICIPATE IN THE FAIR FOR MORE THAN ONE DAY.** Bring this form with you when you come to the Fair. WS4HF/1.01m(5/16)

**A. Exhibitor Information**  
**PLEASE PRINT First Name & Middle Initial: \_\_\_\_\_ Last Name: \_\_\_\_\_**

Birth date \_\_\_\_/\_\_\_\_/\_\_\_\_ M \_\_\_\_\_ F \_\_\_\_\_ Chapter \_\_\_\_\_  
*Month Day Year Circle One*

Mailing Address \_\_\_\_\_ City \_\_\_\_\_ ZIP \_\_\_\_\_

Emergency Phone: Daytime – (\_\_\_\_) \_\_\_\_\_ Evening – (\_\_\_\_) \_\_\_\_\_

Parent/Guardian's Name: \_\_\_\_\_ Home Phone No. (\_\_\_\_) \_\_\_\_\_  
*Last First*

Chaperone's Name \_\_\_\_\_ M \_\_\_\_\_ F \_\_\_\_\_  
*Last First Relationship to Exhibitor Circle One*

Exhibitor will be  staying in dorm  staying in WWF camper-ville  staying in \_\_\_\_\_ Motel  Other \_\_\_\_\_  
 Chaperone will be  staying in dorm  staying in WWF camper-ville  staying in \_\_\_\_\_ Motel  Other \_\_\_\_\_

**By completing and signing this form, parent/guardian: gives permission for exhibitor herein named to participate at the State FFA Fair, to be chaperoned as listed, and for emergency medical treatment to be initiated in parent/guardian's absence.**

**Parent/Guardian Signature**

**B. Medical Information** **Circle condition below if "yes"**

Allergies, Injuries, Illness, Regular Medications – List ↓  
 \_\_\_\_\_  
 \_\_\_\_\_  
**History of:** Heart Condition \_\_\_\_\_ Asthma \_\_\_\_\_  
 Epilepsy \_\_\_\_\_ Diabetes \_\_\_\_\_ Sleepwalking \_\_\_\_\_  
 OTHER: \_\_\_\_\_

**C. Activity Information** **Circle all that apply**

<b>ANIMALS I WILL EXHIBIT:</b>	<b>ACTIVITIES I WILL PARTICIPATE IN:</b>
Beef Dairy Dairy Goat	Judging Contest(s) Public Presentations Ag Mechanics
Swine Sheep Other Goats	Round Robin Ag Science Forestry/ Natural Resources
Rabbit	Educational Materials Special Events Poultry Judging
Exotic Display	State FFA Leadership Contest

**For State 4-H Fair Office Use Only**

**Dormitories are available to exhibitors/chaperones during participation in the State FFA Exhibition only.** Chapter \_\_\_\_\_

**D. Dorm and Pass Information** Exhibitor Name: \_\_\_\_\_

Exhibitor has permission to stay in dormitory?	\$10/night	(Circle one)	No	Yes
Chaperone (one per exhibitor) in dormitory?	\$20/night	(Circle one)	No	Yes
Non-exhibitor/non-chaperone in dorm: (List below)	\$40/ per night, dorm	(Circle one)	No	Yes

Name: \_\_\_\_\_ Relationship to exhibitor: \_\_\_\_\_

Name: \_\_\_\_\_ Relationship to exhibitor: \_\_\_\_\_

Passes Given:	In _____	Out _____	No. nights _____	Exhibitor ( @ \$10)	\$ _____
Exhibitor _____ Initials _____	In _____	Out _____	No. nights _____	Chaperone ( @\$20 )	\$ _____
Adult _____ Initials _____	In _____	Out _____	No. nights _____	Non-exhibitor ( @\$40 )	\$ _____
<i>E.g. 1 6-day A, 3 1-day</i>	In _____	Out _____	Total no. _____	Shower Bands ( @\$10 )	\$ _____
<b>List shower band users:</b>	<i>List day only (15, not 9/15, e.g.)</i>		<b>Ck. # _____</b>	<b>TOTAL COLLECTED</b>	<b>\$ _____</b>

1. \_\_\_\_\_ Relationship to Exhibitor: \_\_\_\_\_  
 2. \_\_\_\_\_ Relationship to Exhibitor: \_\_\_\_\_

# DORMITORY RULES

## Washington State FFA Exhibition

### Dormitory Information

- Dorm space is on a first come, first served basis. Space cannot be reserved in advance.
- Dormitory facilities will be available for FFA exhibitors beginning at 1 p.m. September 10. The facilities will close at 7 p.m. on September 15. The dormitory facilities are located at the south end of the fairgrounds on the second floor of the dog/cat barns. Enter at the Green Gate.
- The use of dormitory facilities is a privilege, not a right. The dormitory supervisor has the authority to request unruly or troublesome occupants to leave the dormitory for the duration of the Fair. If suspended from the dormitory, the Ag. Teacher and/or parent will be notified. Complete rules are on the back of the Application.
- For the safety of all, DO NOT USE anything that could cause a fire in the dorms. Fire regulations prohibit cooking, use of electrical appliances (other than hair dryers, curling irons and razors) and smoking in the dormitories.
- Remember, you are sharing living facilities with your fellow exhibitors. Be courteous and respect the rights of others. Quiet hours are between 10 p.m. and 6 a.m. Overhead lights will be out at 11 p.m. Dormitory doors will be locked at 11 p.m. Ag Teachers and show management must be given the names of those requesting admittance to the dormitory after 11 p.m.
- Help keep the dorms neat and pleasant by keeping bunks orderly and clean at all times. Individuals will be assigned clean-up duty on a daily basis.

### What to Bring

- A sleeping bag, pillow, towels and personal care items, including soap.
- Clothes, including your FFA jacket, as well as a sweatshirt or coat in case it's chilly at night.
- Snacks and drinks that do not have to be refrigerated, and a bag for garbage.
- Remember, it is unwise to bring anything of great personal or monetary value. Neither the Fair nor the FFA are responsible for lost or stolen items.

### Dormitory Check-in Procedures

- Fill out Dormitory Application and Medical Information Form and bring to the Fair.
- Park in the lot closest to dormitories. Enter at the Green Gate.
- Take personal belongings directly to dorms. You may use the elevator when carrying in your belongings. Check in with dorm supervisor who will direct you to a bunk. If the dorms are filled, you will be able to leave your belongings in the dorm until the overflow dorm is opened for use.
- Have dorm permission slip completed by dorm supervisor. Bring completed forms to pass/dorm office for validation and payment. Your space is not confirmed until payment has been made.

### Dormitory Rules

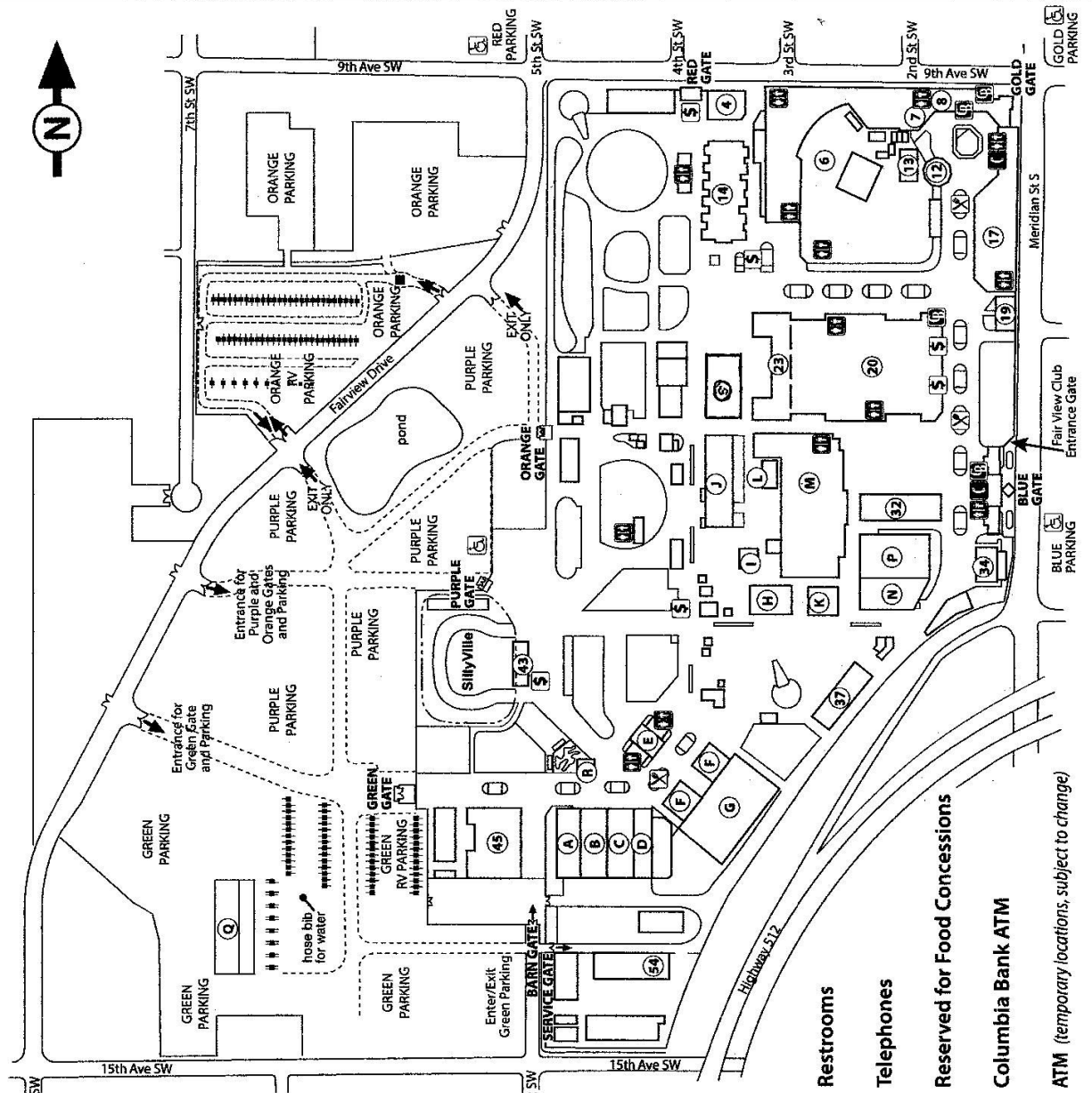
- Lights out is at 11 p.m. and doors are locked at 11 p.m. Anyone requesting admittance after 11 p.m. will be reported to the FFA Exhibition Manager.
- Showers are allowed from 6 a.m. - 11 p.m. Shower facilities are available for resident of overflow dorm in the main dormitories between 6 a.m. and 10 p.m. Exhibitors have priority.
- Elevator may be used by dorm residents for carrying belongings to and from the dorms and in case of physical limitations. Please use stairs at all other times.
- Enter and exit through designated dorm doors only. Additional doors in each dorm are restricted to emergency use only.
- No loitering on balcony or hanging over railing.
- Keep your bunk and immediate space clean and tidy. Clean up behind yourself in bathrooms.
- Refrigerator space is reserved for use by dorm supervisors and kitchen activity participants.
- Dorm supervisors should be informed of any bunk changes because of to need to locate occupants in an emergency.
- Please roll up sleeping gear and prepare luggage for leaving on the morning after your last night in the dorm. This will indicate to incoming occupants that your bunk is available.

# Washington STATE FAIR

## PUYALLUP

- 4. Oldfield Western Heritage Center
- 6. Grandstand
- 7. Expo Hall (1st floor)
- 8. Fair Administration (2nd floor)
- 12. Merry Go Round
- 13. VIP Tent
- 14. Restaurant Building
- 17. Pavilion (1st & 2nd floor)
- 19. Fair View Club (2nd floor)
- 20. Sleep Train ShowPlex
- 23. Conference Center (Hobby Hall)
- 32. Centennial Building
- 34. Showplace Stage
- 37. Contest Arena
- 43. Sillyville Train Station
- 45. AgriPlex
- 54. Fair Operations

- A. Poultry & Rabbits Barn
- B. 4-H Horses Barn
- C. 4-H Horses Barn
- D. Draft Horses Barn
- E. Fair Farm
- F. Meeting Rooms / Arena Office
- G. W.H. Paulhamus Arena
- H. Livestock Barn
- I. Town & Country Arena 1
- J. Livestock Barn
- K. Loading Arena
- L. Town & Country Arena 2
- M. Livestock Barn
- N. Livestock Barn
- P. Large Show Arena
- Q. Rodeo Barn
- R. Piglet Palace
- S. Ag/Hor



ATM (temporary locations, subject to change)  
 revised 03-02-2016, subject to change