

Create and Market Career-Aligned Programs with Skillabi

featuring Colorado Technical University & St. Catherine University

Create & Market Skill-Aligned Programs

with Skillabi



Raymond Sass

Sr. Vice President




Kara Foley

Sr. Product Manager



Erin White

Director of Institutional
Research



Jenna Obee

Director of Program
Deployment & Academic
Portfolio



Housekeeping

Quick logistical items

- 1) Have a comment, or want to connect with your peers?

Use the **chat**!



- 2) Have a question for the presenter?


Submit a question in **Q&A**



- 3) **Recording** is in progress.

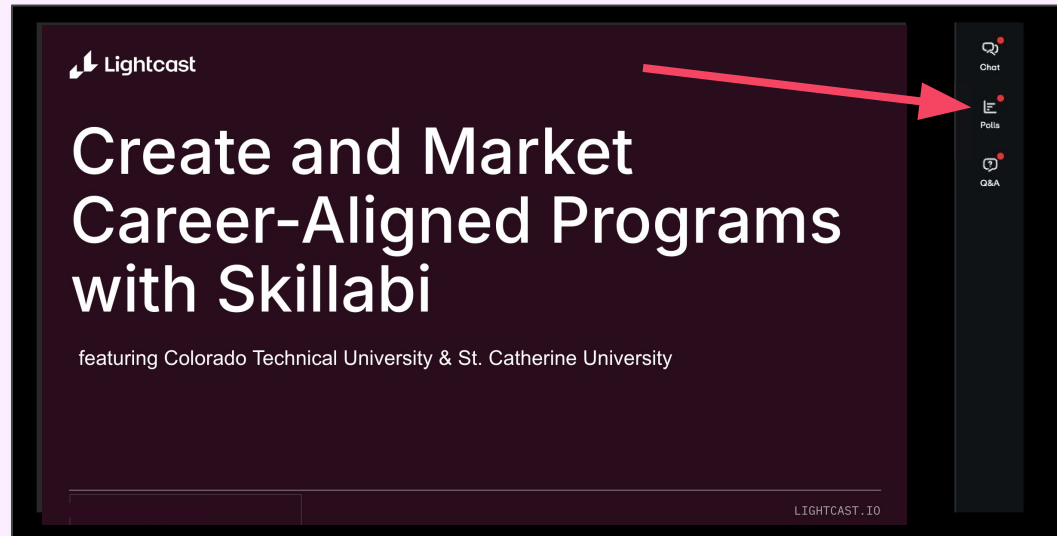
You will receive a copy of the recording and slide deck.





Want to see how *your* program aligns to today's in-demand skills?

Respond to the poll to request a free Program Alignment Score + skill insights for one of your academic programs.



Today's Agenda

- 1 State of the State of Higher Ed (or, *Why skills, why now?*) (Raymond Sass)
- 2 Skillabi 101 (Kara Foley)
- 3 Skillabi at CTU (Jenna Obee)
- 4 Skillabi at St. Kate's (Erin White)
- 5 Q&A

01

The State of the State of Higher Education

Raymond Sass, Sr. Vice President



200,000

Job openings in construction and home improvement




350,000

Job openings in food industry



300,000

Job openings in community service



Labor markets *across the globe* are facing widespread *talent scarcity*

72%

of CEOs say that talent gaps and shortages present their top business challenges (*Workforce Risk Outlook, 2025*).

67%

of Fortune 1000 companies struggling to secure key talent (*Workforce Risk Outlook, 2025*).

27% of state government jobs and **26%** of local government jobs (excl. education and hospitals) are held by workers 55 or older (*Empowering Progress, 2025*).

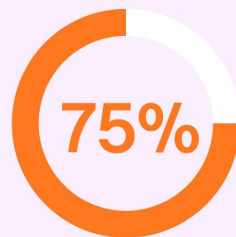


AI Driving *Skills-Based* Economy

300M jobs displaced by AI / Automation globally by 2030



The average job has seen **one-third** of its skills change from 2021 to 2024.



One in four jobs (the top quartile) has seen **75%** of their skills change in 3 years.

- AI is Top Change Agent (sustain. / cyber)
- Accelerating Change: Last 3 = Prior 5

Higher Ed is Facing Value Proposition Uncertainty from Both the Private and Public Sectors

70% of open jobs do not list a college degree requirement.

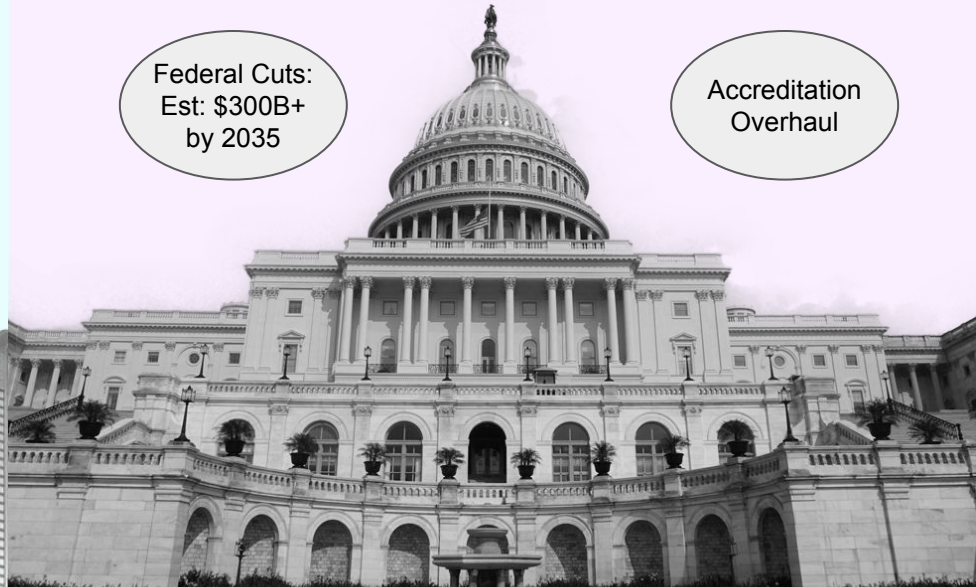
Last 10 yrs
BA reqmt:
24% → 19%

Last 10 yrs
Office work:
31% → 28%

Public funding and support are under increased scrutiny.

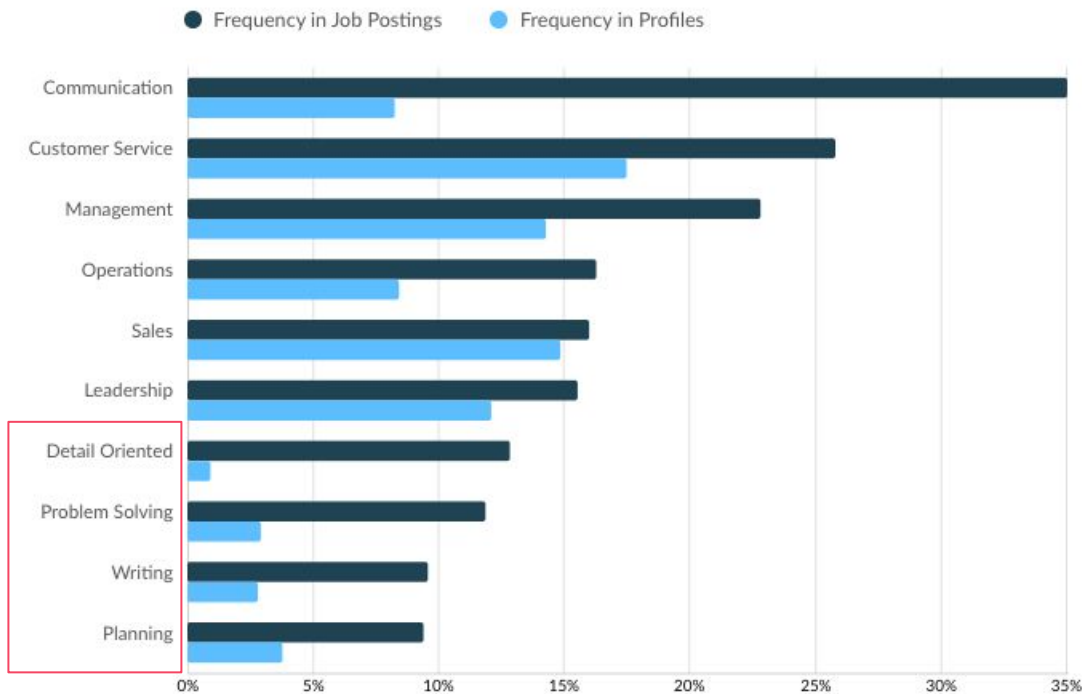
Federal Cuts:
Est: \$300B+
by 2035

Accreditation
Overhaul



"Soft" Skills Provide Advantage...

Top 10 Durable Skills in US Job Postings, 2025

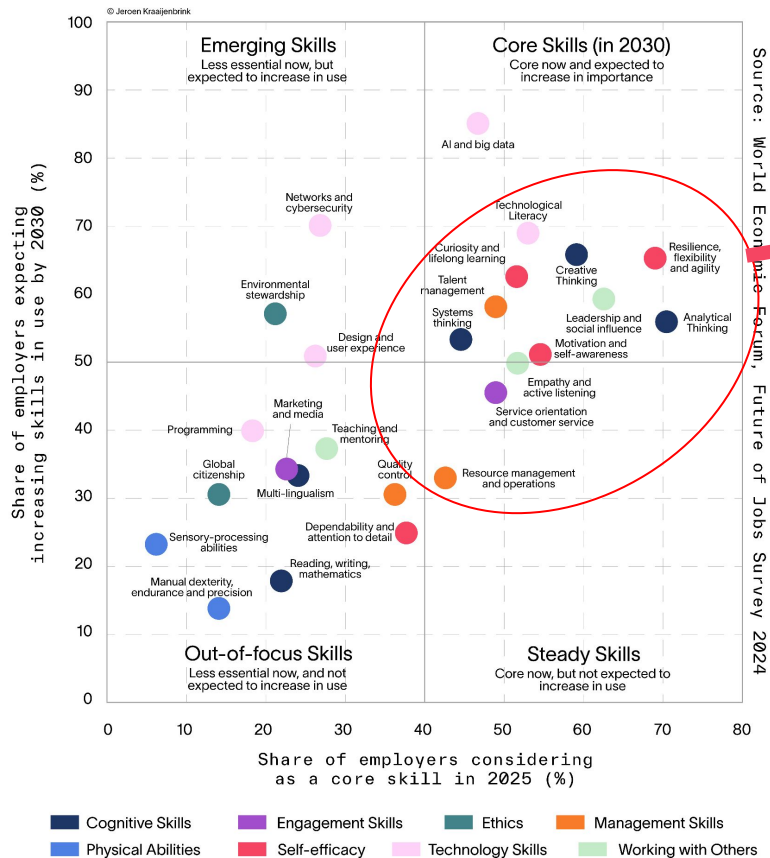


In the midst of rapid changes, **durable skills** remain essential

But despite high demand, durable skills are in **low supply** in professional profiles.

Source: Lightcast Job Posting Analytics, 2025

The Core Skills for 2030



Strong case for the SKILLS that come from liberal arts / cross-functional education:

- Resilience, flexibility, agility
- Curiosity and lifelong learning
- Creative thinking
- Leadership and social influence
- Systems thinking
- Talent management
- Motivation and self-awareness
- Empathy and active listening
- Analytical thinking

... with ...

- AI and big data
- Technological literacy

A new tool to help you validate
and improve career relevance

Lightcast Skillabi™

- Curriculum Skill Analysis
- Program-Occupation Alignment Score
- Skill Gap Identification
- Market Opportunity Insights
- Curriculum Modeling



02

Skillabi 101

Kara Foley, Sr. Product Manager

Skillabi Addresses a Common Theme

- Challenges in justifying program ROI; tightening state and federal funding & declining enrollments due to the prevailing narratives on higher-ed value
- Rapidly evolving labor market with occupation and skill lifetimes reduced to 3-5 years
- Students and employers need clarity on how dynamic learning experiences translate to job readiness to meet the moment
- Employers are increasingly pivoting to skills-based hiring

“Minimize distance to the labor market”

Guild



VILLANOVA
UNIVERSITY



Radford
UNIVERSITY

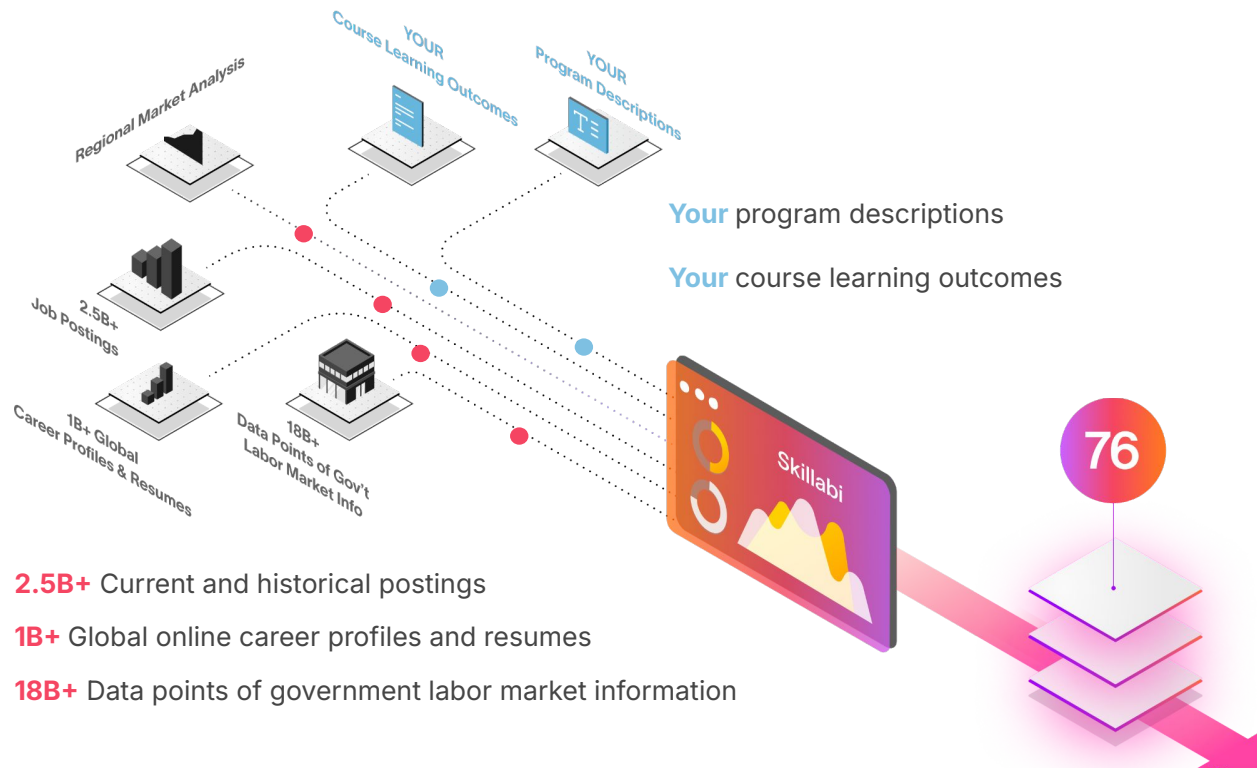
St. CATHERINE
UNIVERSITY





**Our advice:
Program development starts with data**

Introducing Lightcast Skillabi



Personalized insights to validate, improve and demonstrate the career relevance of your curriculum offerings

- Curriculum Skill Analysis
- Program-Occupation Alignment Score
- Skill Gap Identification
- Market Opportunity Insights
- Curriculum Modeling

Program-to-Occupation Alignment Score

- **Strategic Curriculum Evolution:** Leverage the Alignment Score to make data-driven decisions on curriculum updates.
- **Demonstrate Real-World Relevance:** The Alignment Score provides objective evidence of your programs' value to employers and students.
- **Future-Proof Your Offerings:** Use the Alignment Score to proactively adapt your programs to a rapidly evolving job market.

Complete control over the scope

Program Filters

Programs Groups [Browse](#)

None selected.

Select Programs...

Program Types [Browse](#)

Include Skills Groups

Occupation Filters

1 State: **Advanced** · [Clear](#) · [Save](#)

Massachusetts (25)

Select Regions...

Timeframe

Feb 2024 to Feb 2025

Market Opportunities [Clear](#)

All Education Levels

Industries **Advanced**

None selected.

Select Industries...

☒ By LOT ☐ By SOC Code ☐ By O'NET Code

[</>](#) Specialized Occupation

My Programs

Scan your programs to identify how aligned they are to labor market opportunities, and which to prioritize in

Market Opportunities are occupations that are:

☐ Highest Demand ☐ Fastest Growing ☒ Hardest To Fill ☐ Highest Paying

[See all Market Opportunities](#)

[Add/Remove Columns](#)

Program Title ^	(Expand All)	Program Type	Skills Taught	Aligned Occupations	Alignment	Target Alignment
Accounting		AAS	47	22		51%
Accounting		BS	44	23		56%
Administrative Assistant Certificate		Certificate	15	1		40%
				Office / Administrative Assistant (General) ↗		Select Targets
Advanced Manufacturing		AAS	22	0		25%
Advanced Manufacturing & Materials Engineering		BA	34	6		46%
				Manufacturing Engineer (General) ↗	61%	
				Advanced Manufacturing Engineer ↗	58%	
				Clinical Supervisor / Manager ↗	42%	
				Operations Manager (General) ↗	40%	
				Program Coordinator ↗	40%	
				Clinical Director ↗	40%	
Agricultural Science		BA	31	20		46%
Agriculture - Communication Specialization		BA	40	26		Select Targets

Easily see how your program align with market demands





Skillabi Demo

Benefits for Education Leaders

Driving Strategic Decisions with Confidence

- **Guide Strategy with Data:** Replace guesswork with objective analysis based on real-time labor market data for curriculum review, new program development, and strategic portfolio optimization
- **Demonstrate Relevance:** Clearly articulate program value with validated skill mapping and objective Program-Occupation Alignment Scores
- **Enhance Student Outcomes:** Identify and strengthen course material gaps to ensure programs teach in-demand skills to support alumni career success
- **Improve Efficiency:** Significantly reduces the manual effort typically required for curriculum mapping and market alignment analysis
- **Strengthen Enrollment:** Offer relevant programs that align with learners' career goals





Want to see how *your* program aligns to today's in-demand skills?

Respond to the poll to request a free Program Alignment Score + skill insights for one of your academic programs.



03

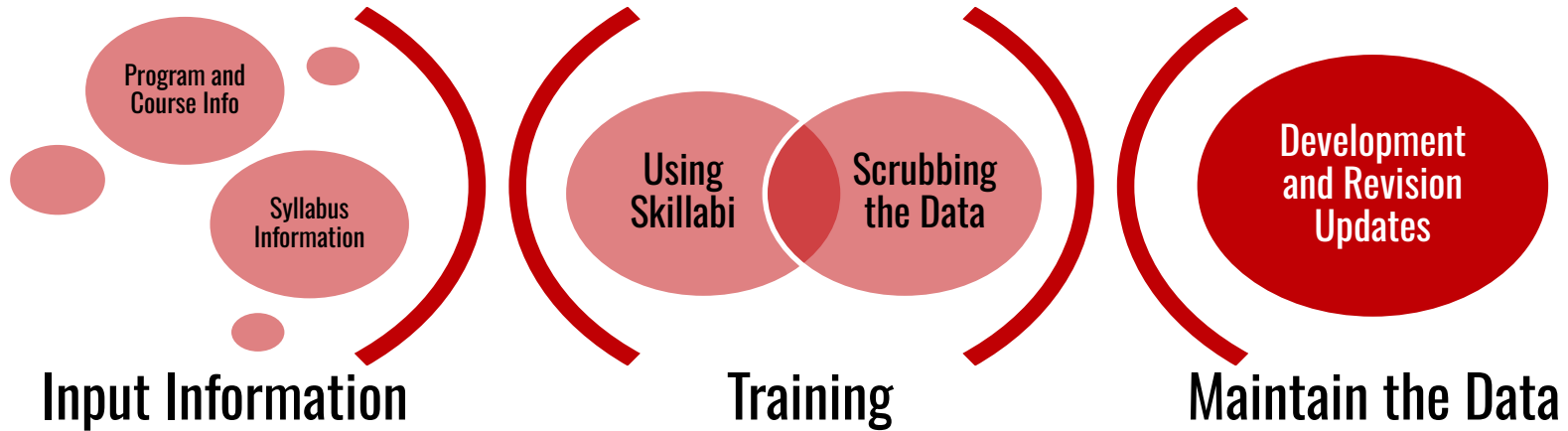
Skillabi at Colorado Technical University

Jenna Obee, Director of Program Deployment

COLORADO TECHNICAL UNIVERSITY

- Business and Management
- Computer Science
- Information Technology
- Engineering
- Nursing
- Healthcare
- Criminal Justice
- Psychology

THE SKILLABI SCRUB



BS Business Administration: Data Analytics

All Target Occupations ▼

Skills Sought for All Target Occupations	Job Postings With Skill	▼	% of Total Postings	Salary Boosting	Taught in Program ?	Alignment Impact of Adding Skill	Alignment Impact of Removing Skill
Communication ⓘ	112,186		46%		● Taught	-	High Impact
Data Analysis ⓘ	108,786		45%		● Taught	-	High Impact
Finance ⓘ	99,030		41%	✓	● Taught	-	High Impact
Management ⓘ	89,890		37%		● Taught	-	High Impact
SQL (Programming Language) ⓘ	84,374		35%		● Taught Elsewhere	High Impact	-
Accounting ⓘ	76,346		31%		● Taught	-	Medium Impact
Financial Analysis ⓘ	74,541		31%	✓	● Taught	-	Medium Impact
Python (Programming Language) ⓘ	72,190		30%		● Taught Elsewhere	Medium Impact	-
Microsoft Excel ⓘ	71,213		29%		● Taught	-	Medium Impact
Problem Solving ⓘ	67,605		28%		● Taught	-	Medium Impact

04

Skillabi at St. Catherine University

Erin White, Director of Institutional Research



St. Catherine University

Erin White – Director of Institutional Research



ST. CATHERINE
UNIVERSITY

ABOUT ST. KATE'S

Private Non-Profit – Catholic Woman's College

Carnegie: Opportunity Colleges and Universities, Health Professions Focus

Fall Enrollment: 3,659

Retention Rate: 80%

12-Month Enrollment: 4,415

Graduation Rate: 61%

3 colleges: College for Women, College for Adults, Graduate College

4 schools: Business, Health Sciences, Humanities, Arts & Sciences, Nursing

94% Women

81% MN

43% Pell Recipients

35% First-Generation

10 Private Colleges within 10 miles

Top Performer on Social Mobility

PROGRAM CHANGE – HEALTHCARE MANAGEMENT

Original Program -
business/accounting
heavy, small
enrollments,
underperforming

Redesign - more
healthcare-specific
courses

Result: ↑ 44% New
Students

Healthcare Program Manager Top Skills



See skills associated with each occupation above, and the impact adding or removing this skill from your program would have on your alignment to the occupation.

Healthcare Program Manager ▾						
Skills Sought for Healthcare Program Manager	Job Postings With Skill	% of Total Postings	Salary Boosting	Taught in Program ⓘ	Alignment Impact of Adding Skill	Alignment Impact of Removing Skill
Project Management ⓘ	41	29%		● Taught Elsewhere	+18% (50%)	-
Auditing ⓘ	27	19%		● Taught Elsewhere	+11% (43%)	-
Healthcare Industry Knowledge ⓘ	26	18%		● Taught	-	-10% (22%)
Process Improvement ⓘ	22	16%		● Not Taught	+9% (41%)	-
Mental Health ⓘ	21	15%		● Taught Elsewhere	+8% (40%)	-
Behavioral Health ⓘ	21	15%		● Taught Elsewhere	+8% (40%)	-
Social Work ⓘ	18	13%		● Taught	-	-6% (26%)
Human Services ⓘ	14	10%		● Taught	-	-4% (28%)
Medical Records ⓘ	13	9%		● Not Taught	+5% (37%)	-
Electronic Medical Record ⓘ	12	9%		● Not Taught	+4% (36%)	-

ONGOING PROGRAM IMPROVEMENTS PROCESS

- Partnership with **Career Services** to support the School of Humanities, Arts & Sciences

My Programs

Scan your programs to identify how aligned they are to labor market opportunities and which to prioritize improving.

Market Opportunities are occupations that are:

Q Highest Demand L Fastest Growing H Hardest To Fill P Highest Paying

[See all Market Opportunities](#)

Add/Remove Columns

Program Title ▾ (Expand All)	Program Type	Skills Taught	Aligned Occupations	Target Alignment
▸ Women and International Development	BS	16	5	Select Targets
▸ Sociology	BA	23	12	12%
▸ Public Policy	BS	30	12	22%
▸ Psychology	BA	24	17	14%
▸ Philosophy	BA	17	7	Select Targets
▸ Mathematics	BA, BS	26	13	28%
History	BA	10	0	Select Targets
▸ Gender and Women's Studies (dual degree)	BA	23	7	Select Targets

Skillabi:

Getting Started and Pulling Program Detail Reports

This guide will help you get started with the "Program Detail" report, designed to show how your academic programs align with in-demand skills in the marketplace. By understanding these alignments, you can make informed decisions to adjust your syllabi, curriculum and other language you are using in your courses to better equip students with the skills they need for success today.

As you go through and review your program information on Skillabi, please feel free to connect with Karen Wong or Erin White for any assistance.

AY 2025-2026 Goals:

- Summer 2025 (By August 15)
 - Link courses to your program and review program detail report. Identify at least 5 occupations of interest to our students that your program would like to "target."
 - Schedule a time to meet with Karen to review and discuss your program alignment. We'll work together to identify wins, opportunities and any next steps.
- Fall 2025
 - Early fall semester: Meeting with full group to review and share back where each program is at
 - End of fall semester: Debrief as a full group

Table of Contents:

[Accessing Skillabi on Lightcast](#)

[Navigating to Skillabi Reports](#)

[Linking Courses to Programs](#)

[Running a "Program Detail" Report](#)

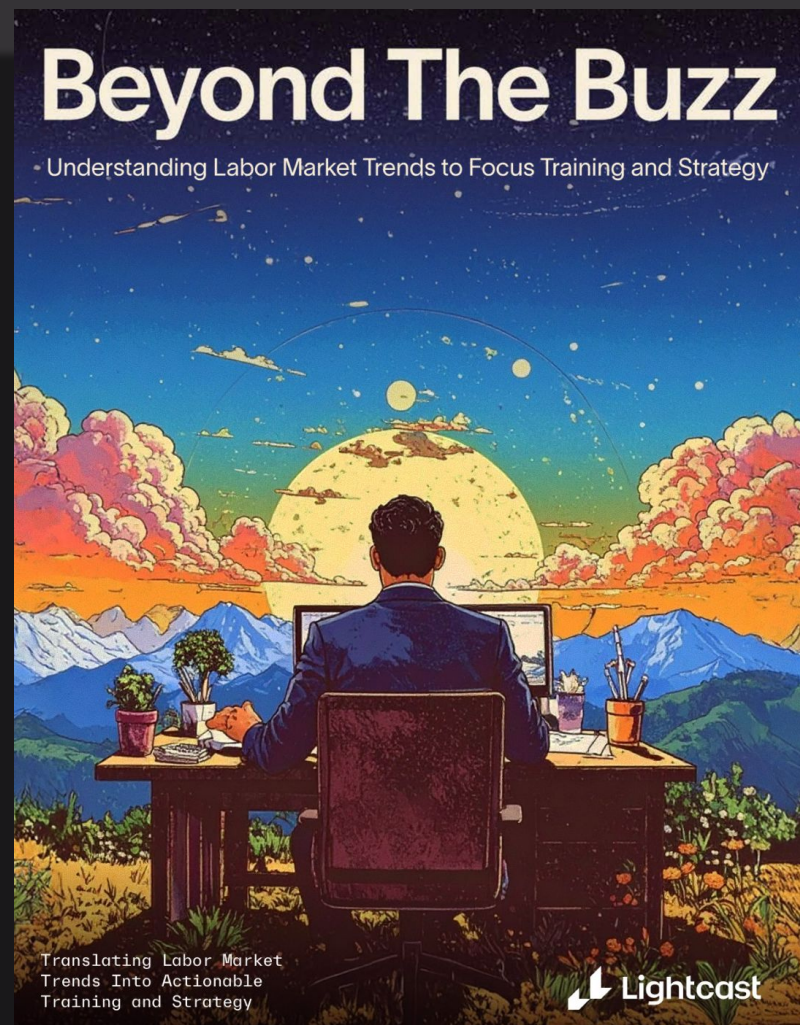

05

Q&A

*and last chance to request your free **Alignment Score***

Decisions about how
and where to invest in AI
training should require
data-based evidence, not
guesswork and luck.

We have the answers.



Download the latest research from Lightcast


The Rising Storm



The Speed of Skill Change



AI Beyond Buzz



Coming soon!



Thank you for attending!