



SYRAH RESOURCES

Q4 2023 Quarterly Activities Report

31 January 2024

Important notice and disclaimer

This presentation is for information purposes only. Neither this presentation nor the information contained in it constitutes an offer, invitation, solicitation or recommendation in relation to the purchase or sale of shares in any jurisdiction. This presentation may not be distributed in any jurisdiction except in accordance with the legal requirements applicable in such jurisdiction. Recipients should inform themselves of the restrictions that apply in their own jurisdiction. A failure to do so may result in a violation of securities laws in such jurisdiction. This presentation does not constitute financial product advice and has been prepared without taking into account the recipient's investment objectives, financial circumstances or particular needs and the opinions and recommendations in this presentation are not intended to represent recommendations of particular investments to particular persons. Recipients should seek professional advice when deciding if an investment is appropriate. All securities transactions involve risks, which include (among others) the risk of adverse or unanticipated market, financial or political developments.

Certain statements contained in this presentation, including information as to the future financial or operating performance of Syrah Resources Limited (Syrah Resources) and its projects, are forward-looking statements. Such forward-looking statements: are necessarily based upon a number of estimates and assumptions that, whilst considered reasonable by Syrah Resources, are inherently subject to significant technical, business, economic, competitive, political and social uncertainties and contingencies; involve known and unknown risks and uncertainties that could cause actual events or results to differ materially from estimated or anticipated events or results reflected in such forward-looking statements; and may include, among other things, Statements regarding targets, estimates and assumptions in respect of metal production and prices, operating costs and results, capital expenditures, ore reserves and mineral resources and anticipated grades and recovery rates, and are or may be based on assumptions and estimates related to future technical, economic, market, political, social and other conditions. Syrah Resources disclaims any intent or obligation to update publicly any forward looking statements, whether as a result of new information, future events or results or otherwise. The words “believe”, “expect”, “anticipate”, “indicate”, “contemplate”, “target”, “plan”, “intends”, “continue”, “budget”, “estimate”, “may”, “will”, “schedule” and other similar expressions identify forward-looking statements. All forward-looking statements made in this presentation are qualified by the foregoing cautionary statements. Investors are cautioned that forward-looking statements are not guarantees of future performance and accordingly investors are cautioned not to put undue reliance on forward-looking statements due to the inherent uncertainty therein.

Syrah Resources has prepared this presentation based on information available to it at the time of preparation. No representation or warranty, express or implied, is made as to the fairness, accuracy or completeness of the information, opinions and conclusions contained in the presentation. To the maximum extent permitted by law, Syrah Resources, its related bodies corporate (as that term is defined in the *Corporations Act 2001 (Cth)*) and the officers, directors, employees, advisers and agents of those entities do not accept any responsibility or liability including, without limitation, any liability arising from fault or negligence on the part of any person, for any loss arising from the use of the Presentation Materials or its contents or otherwise arising in connection with it.

Investor Relations

Viren Hira

T: +61 3 9670 7264

E: v.hira@syrahresources.com.au

Media Enquiries

NWR Communications

Nathan Ryan

T: 0420 582 887

E: nathan.ryan@nwrcommunications.com.au

Syrah Contact Information

Level 7, 477 Collins Street

Melbourne VIC 3000

T: +61 3 9670 7264

E: enquiries@syrahresources.com.au

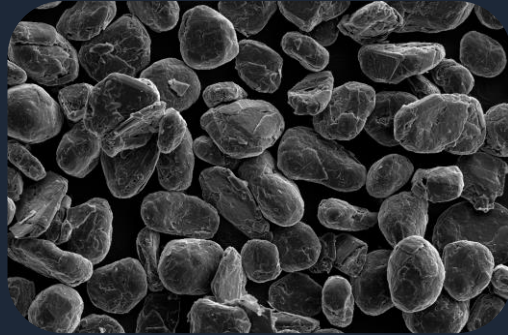
W: www.syrahresources.com.au

Our Position

Syrah is a major ex-China natural graphite and active anode material (AAM) supplier for global customers, with upstream and downstream expansion potential underpinned by its world-class Balama resource



Natural graphite and AAM demand will increase three and six times, respectively, over the next 10 years¹



Syrah is the only operating vertically integrated natural graphite AAM supplier outside of China



Balama is a 350ktpa graphite producer in Mozambique supplying global battery anode and industrial customers since 2017



Syrah is commissioning an 11.25ktpa AAM facility at Vidalia in the US with commercial sales arrangements in place with tier 1 customers



Leading ESG standards

- ✓ ISO:45001 and ISO:14001 certification at Balama
- ✓ ISO:9001 certification at Vidalia
- ✓ Vidalia facility being developed in line with best practice health, safety and environmental standards
- ✓ Critical Risk Management Framework embedded across the Group
- ✓ Robust strategies for employee relations, community development and stakeholder engagement



Best practice sustainability frameworks

- ✓ Sustainability frameworks guided by:
 - Global Reporting Initiative (GRI)
 - United Nations Sustainable Development Goals (SDGs)
 - International Council on Mining and Metals (ICMM)
 - Initiative for Responsible Mining Assurance (IRMA)



Low carbon footprint

- ✓ Independent life cycle assessment (LCA) completed
- ✓ Lower carbon emissions footprint (life cycle) of natural versus synthetic graphite
- ✓ Lower carbon emissions footprint (life cycle) versus Chinese supply routes
- ✓ Implementing initiatives to lower carbon footprint further



Auditable back to source

- ✓ Fully integrated by Syrah from mine to customer
- ✓ Vidalia products will have a single chain of custody back to the source

Q4 2023 Highlights

Health & Safety

1.2
Group TRIFR

0.3
Balama TRIFR

4.7
Vidalia TRIFR

Balama & Vidalia

20_{kt}
Balama production

\$534_{/t}
Balama C1 costs
(FOB Nacala/Pemba)
in operating periods¹

21_{kt}
Natural graphite sold
and/or shipped²

\$490_{/t}
Weighted average
sales price (CIF)³

- Balama achieved targeted production for the quarter
- Balama plant recovery of 77% during operating period
- US\$4m per month Balama C1 costs in the non-operating period
- Lower quarter on quarter natural graphite sales, with lower fines demand from Chinese customers and 3kt shipped to Vidalia
- Aiming to execute further significant binding natural graphite offtake in Q1 2024
- Safely commissioning or operating all areas of 11.25ktpa AAM Vidalia facility (“Vidalia Initial Expansion”) – producing unpurified and purified precursor materials
- Ramping up AAM production from February 2024 and product qualification for sales from Vidalia
- Vidalia Initial Expansion total installed capital cost of US\$209m (up ~5% from previous guidance and ~19% from FID estimate)
- Progressing offtake and project readiness on the expansion of Vidalia to a 45ktpa AAM, inclusive of 11.25ktpa AAM, production capacity (“Vidalia Further Expansion”) – financing considerations will determine FID timing
- MOU for JV development of a large-scale AAM facility in the UK

Market & Corporate

- Global EV sales in 2023 up 37% compared to 2022 to ~14.7 million units⁴
- Chinese anode production trended higher with increased synthetic graphite AAM production and quality/cost trade-offs
- Chinese export licensing controls severely limited natural graphite demand in China – licensing progress will determine near-term Balama sales profile
- Completed final advance from US\$102m loan from US Department of Energy (“DOE”)⁵ to support the financing for the Vidalia Initial Expansion project
- Progressing US\$350 million loan with DOE to fund a significant proportion of the Vidalia Further Expansion project
- Targeting completion of US\$150m loan in H1 2024 for Balama from US International Development Finance Corporation⁶
- A\$50m convertible note issued, following shareholder approval, to AustralianSuper⁷
- Quarter end cash balance of US\$85m, including US\$38m restricted cash

1. Pro-forma for Balama operating periods.
2. Includes 3kt shipments to Vidalia.
3. Based on 3rd party customer sales.

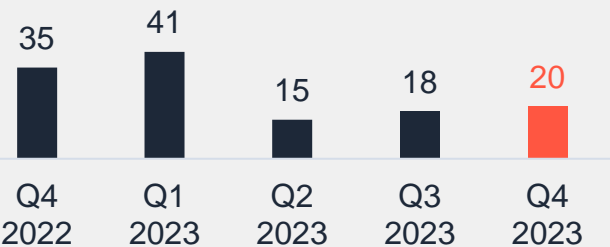
4. Source: GlobalData.
5. Refer ASX release 28 July 2022.
6. Refer ASX release 11 September 2023.

7. Refer ASX release 9 October 2023.

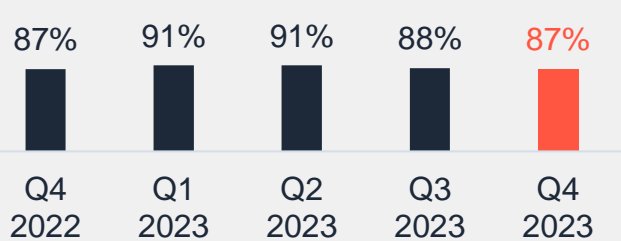
Balama Production, Operations and Sales

Plant operations and production in campaigns from Q2 to Q4 2023

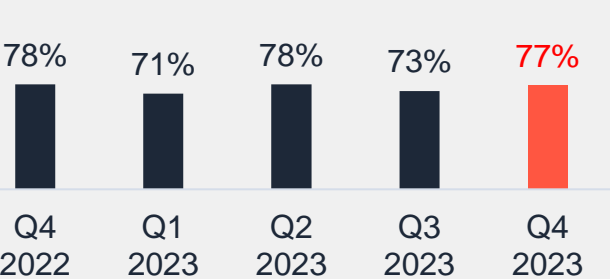
Natural Graphite Production (kt)



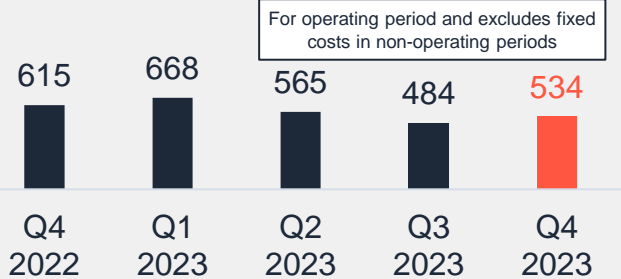
Product Mix (% Fines)



Plant Recovery



C1 Costs (US\$/t¹)



Sales and Shipments (kt)



Weighted Avg. Sales Price² (US\$/t³)



1. FOB Nacala/Pemba. 2. Based on 3rd party customer sales. 3. CIF.



Sequentially commissioning the 11.25ktpa AAM Vidalia facility



Milling area



Purification area



Furnace area

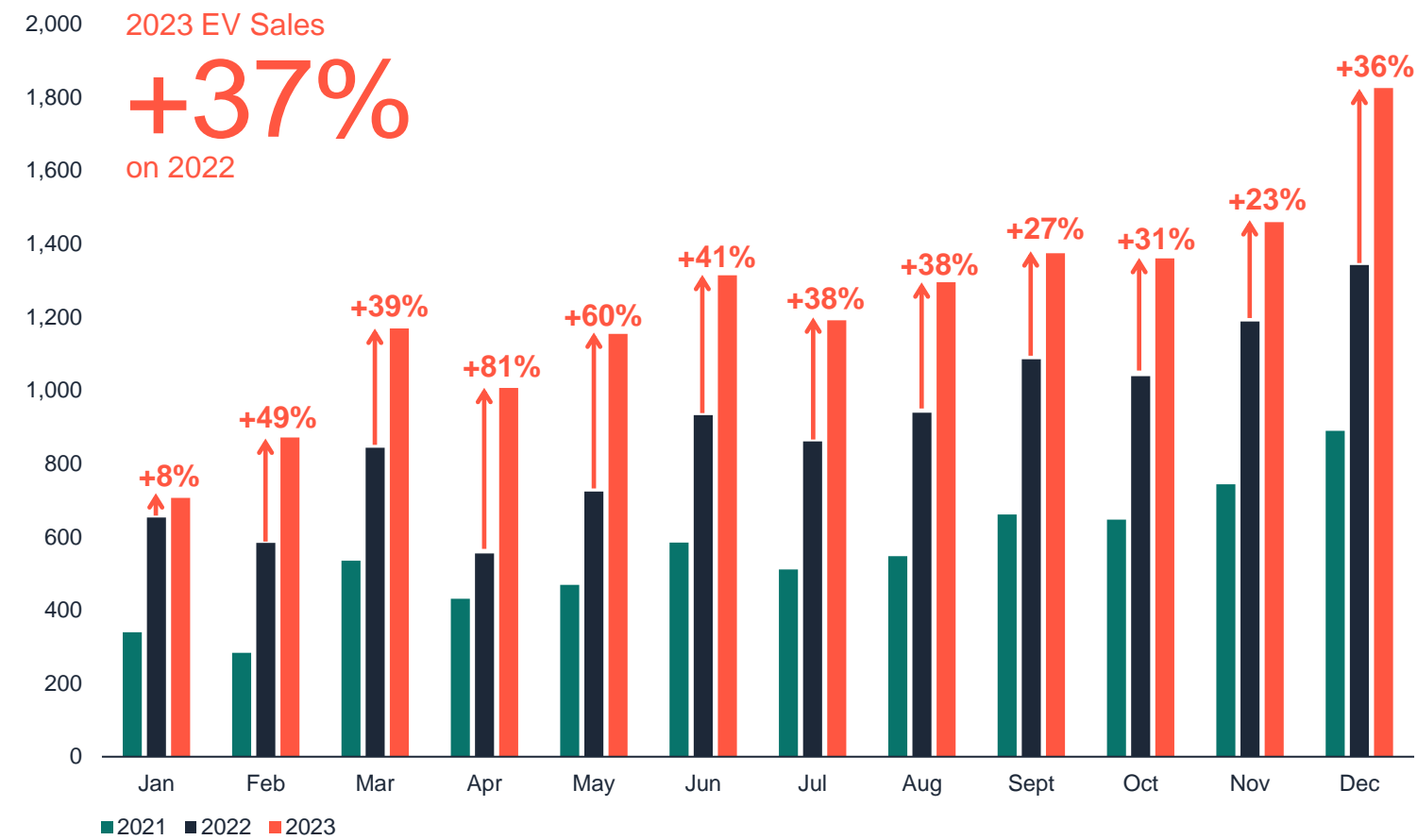


Aerial view

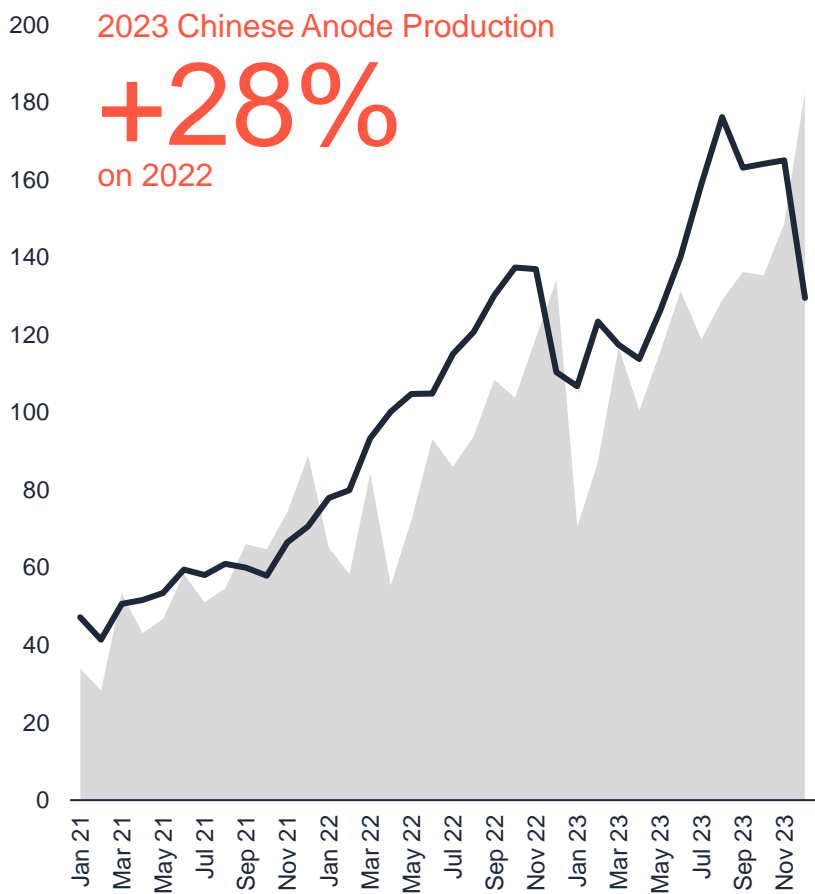
Chinese anode production trended higher in Q4 2023

Year on year EV growth is driving higher Chinese anode production

Global Monthly EV Sales ('000 Units)¹



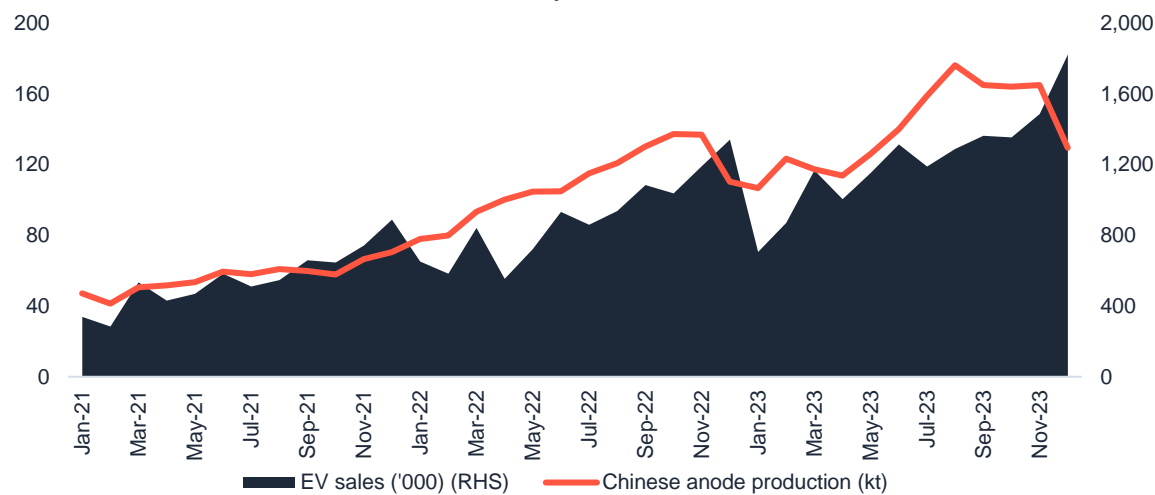
Chinese Anode Production (kt per Month)²



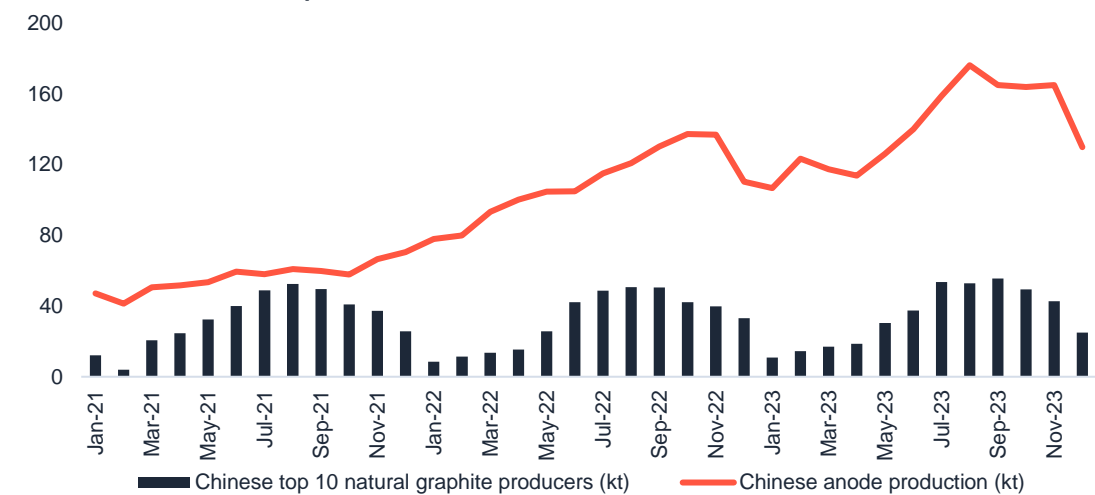
1. Source: GlobalData.
2. Source: ICCSino. Notes: Includes Chinese natural graphite AAM and synthetic graphite production; global monthly EV sales profile shown in grey.

Short-term conditions have been challenging

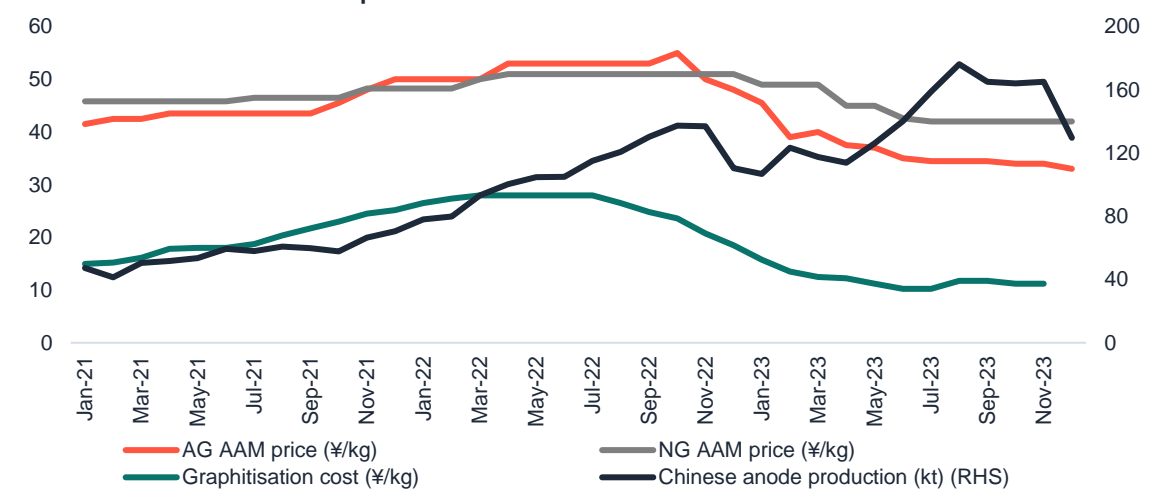
Global EV sales¹ vs. China AAM production²



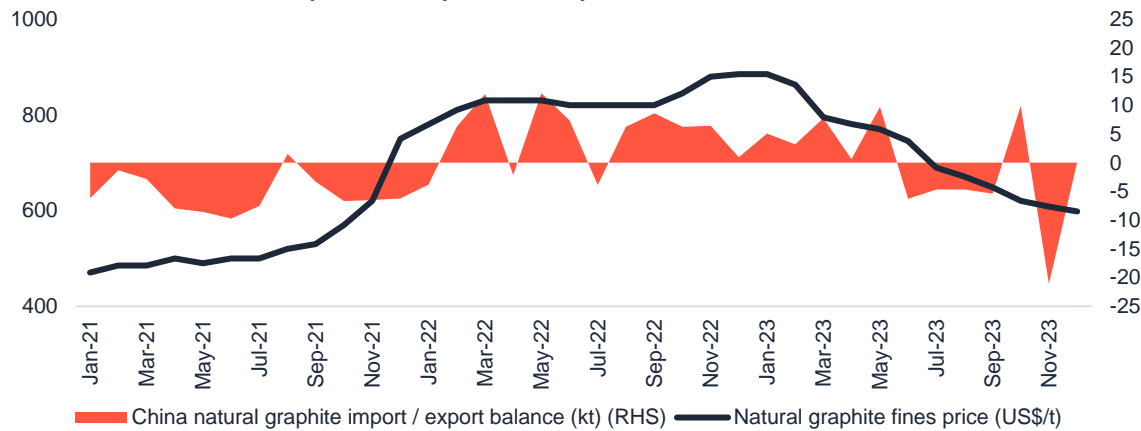
China Natural Graphite Production² vs. China AAM Production²



AAM Prices and Graphitization Costs vs. China AAM Production^{2,5}



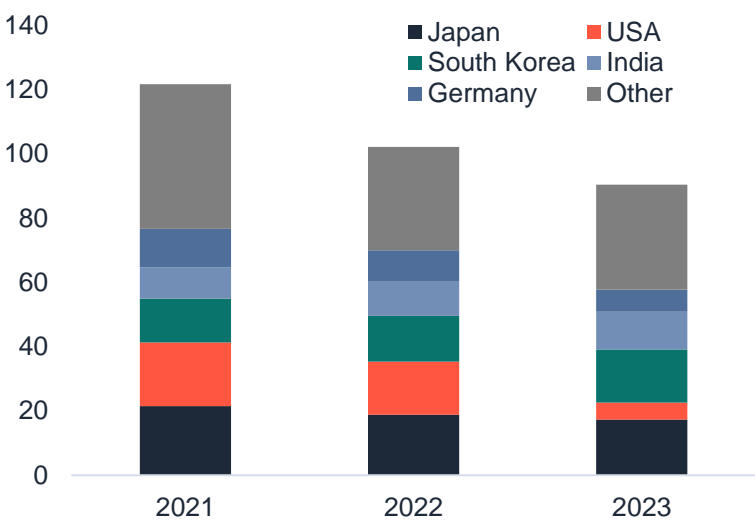
Natural Graphite Fines Prices⁴ vs. China Natural Graphite Import / Export Balance³



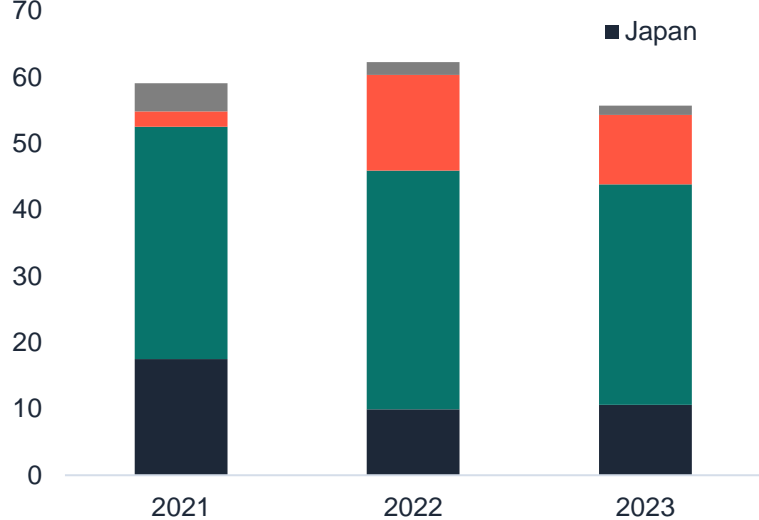
1. Source: GlobalData. 2. Source: ICCSino. 3. Source: China customs data.
4. Asia Metals (Price Reporting Agency). China FOB prices for natural graphite fines (94% grade; -100mesh). Syrah's historical weighted average sales prices include sales under a mix of contract types and pricing mechanisms and are not necessarily representative of natural graphite spot prices nor consistent with the natural graphite price assessments of price reporting agencies. Furthermore, prices of China sales, within Syrah's historical weighted average sales prices, are exclusive of China VAT.
5. Source: AAM Prices shown are "mid-range domestic observable spot price for natural graphite AAM. The prices are is not necessarily indicative of a landed USA price for AAM nor the price that Vidalia AAM will be sold at.

China graphite controls immediately impacted ex-China market

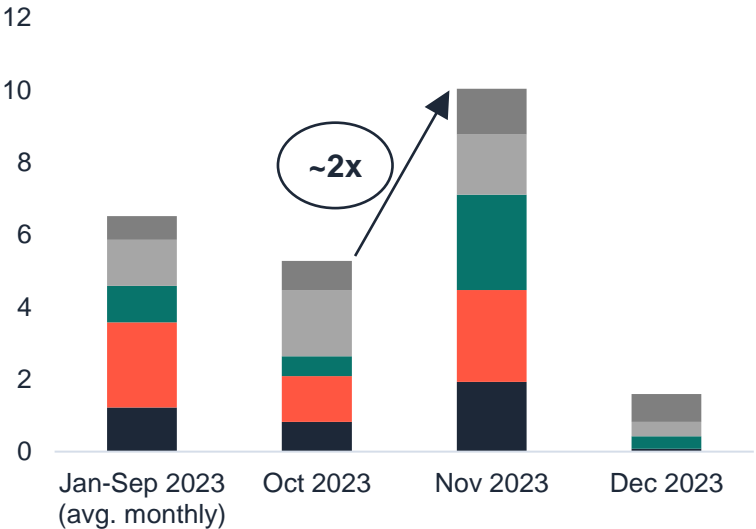
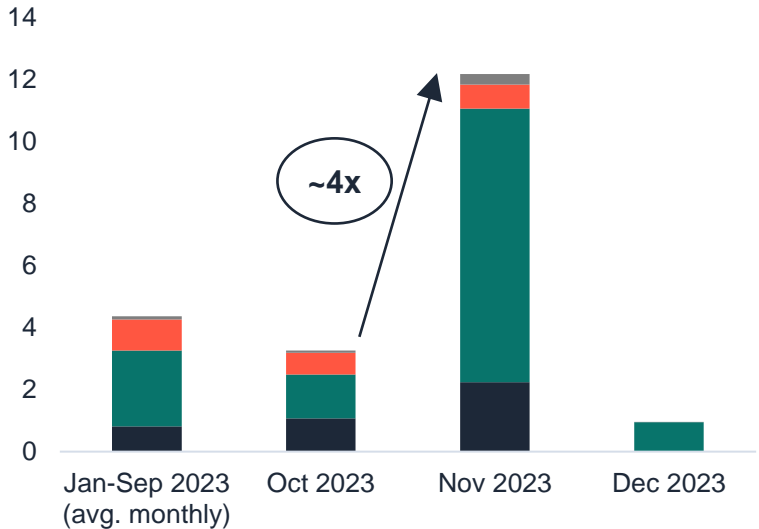
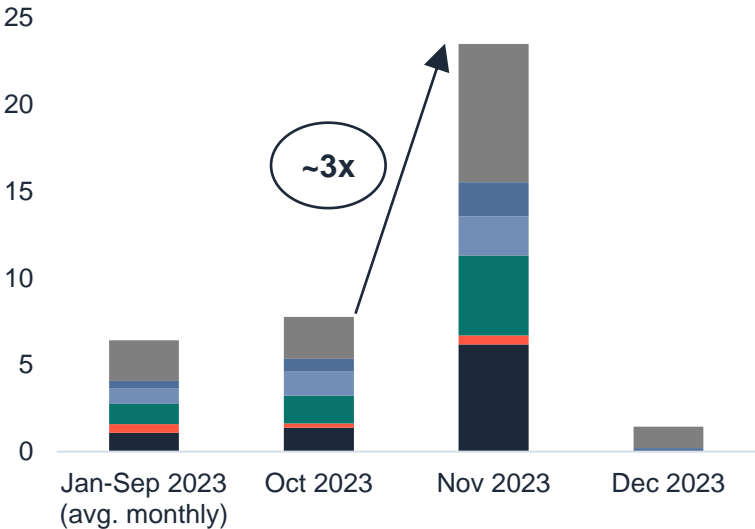
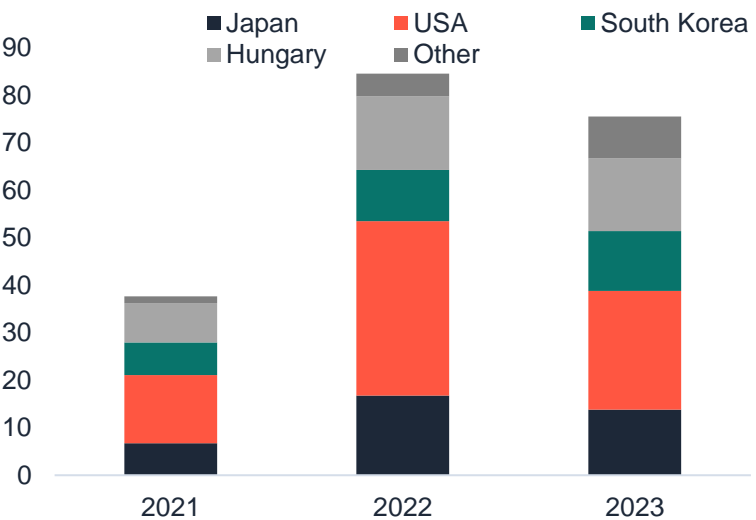
China natural graphite exports (kt)



China spherical graphite exports (kt)



China natural graphite AAM exports (kt)



1. Source: Datamyne and Chinese customs data. Natural graphite exports include high purity and expandable graphite. *Equivalent units reflecting standard AAM yields

Syrah's market position



Syrah can capitalise on a graphite market in structural flux

Geopolitical and commercial developments in graphite and AAM drive increased opportunities for Syrah margin and volume

Market developments



Attractive graphite market outlook relative to other battery materials – Graphite offers countercyclical growth and supply /demand balance as other battery materials move into periods of oversupply or equilibrium in the short to medium-term



Minimal medium-term ex-China supply – economics for new ex-China projects are not supported by today's pricing; long lead time development



Scale of addressable market – Deep pipeline of Ex-China battery facilities are expected to consume >2 million tonnes per annum of graphite AAM by 2030, with greater diversification and localisation required in natural graphite and anode precursor product sourcing



Geopolitical and policy tailwinds – long-term forecast ex-China supply / demand imbalance for natural graphite driving supportive Government and Policy decisions for ex-China suppliers

Syrah advantages



Long-term, large scale vertically integrated supply – Syrah is the only integrated ex-China natural graphite AAM supplier



Advanced standing vs peers – 8-year head start on ex-China new entrants on technology / know-how, qualification & sales, development, operations and ESG / quality in products



Geopolitically independent – demonstrated US processing capacity and capability to replicate in other locations; Government recognition of Syrah's position



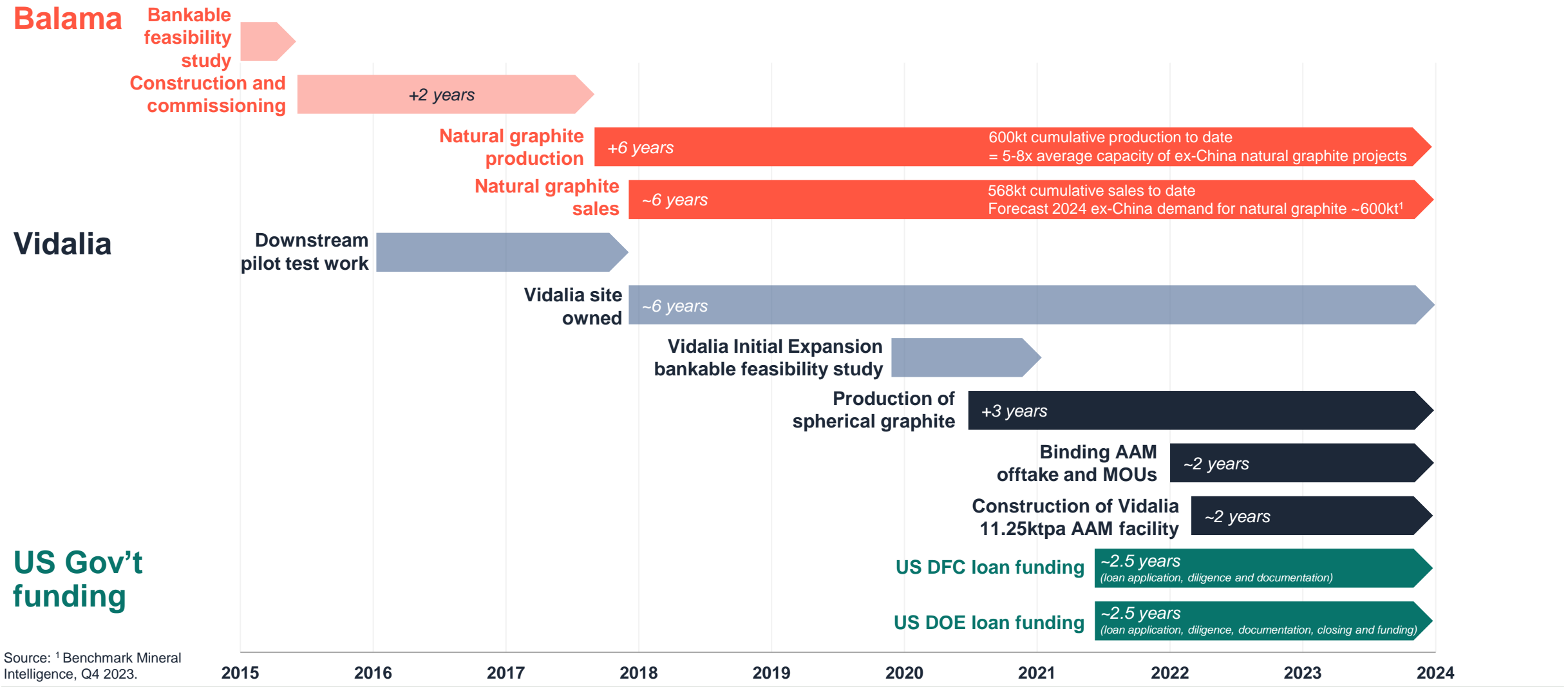
US Inflation Reduction Act compliant – non-Foreign Entity of Concern, qualified and auditable natural graphite and AAM supply source, enabling Syrah and its customers potential access to IRA funding and tax benefits



Differentiated ESG position – lower environmental impacts and trusted accreditations (quality and ESG); position demonstrated in operations

Syrah leads ex-China industry in development and operations

>8 years advanced on ex-China peers, with >US\$700m of investment to date in development, operations, product qualification and commercial sales; deep operating experience

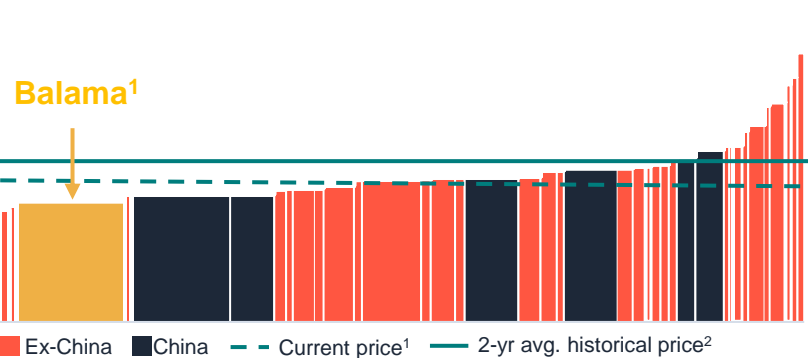


Source: ¹ Benchmark Mineral Intelligence, Q4 2023.

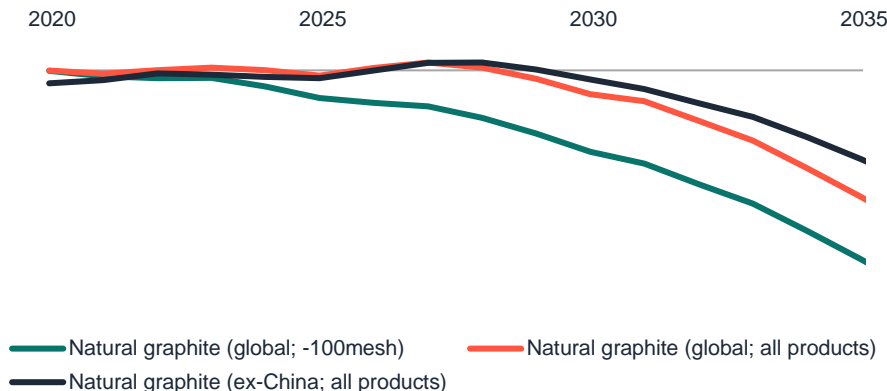
Graphite market requires higher prices to induce supply

Commodity price vs 2025 industry cost curve

Natural graphite (US\$/t FOB)



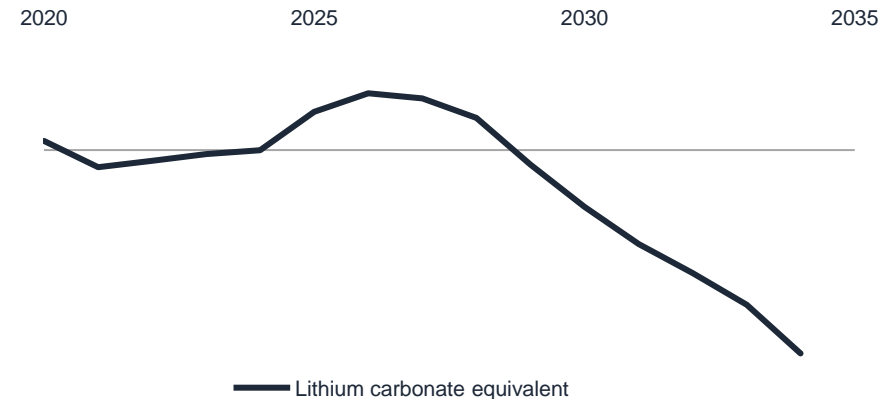
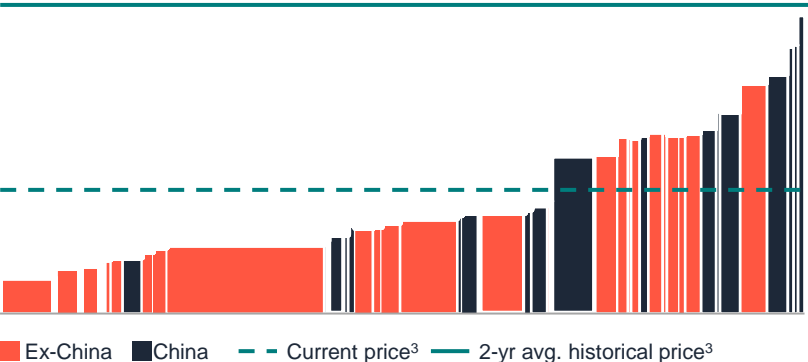
Forecast market balance (Mt)



Key considerations

- Natural graphite market driven by fines demand in AAM applications
- High proportion of the supply curve is marginal at prevailing fines prices
- Supply curve and market balance exposed to undeveloped projects
- Imminent sizeable deficit in fines, particularly in ex-China market

Lithium chemicals (LCE) (US\$/t LCE, real 2023 terms)



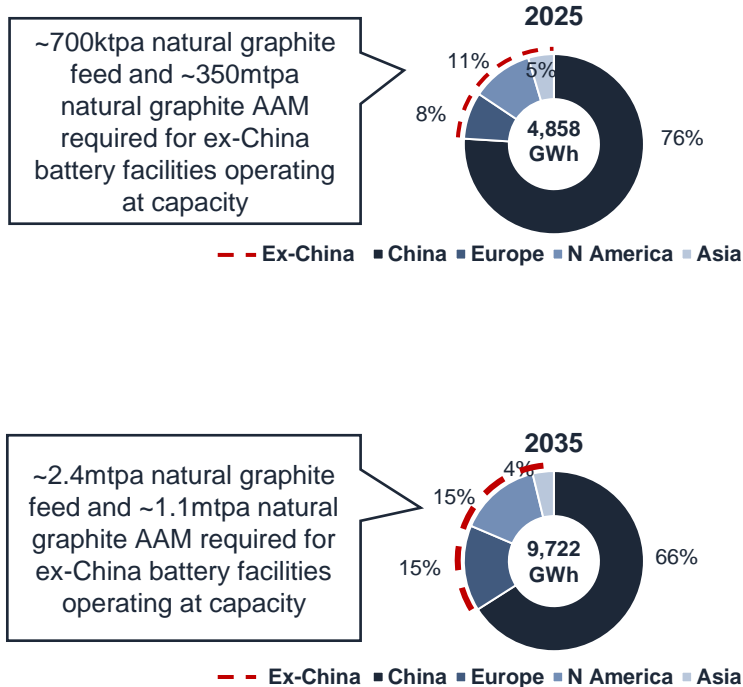
- Inducement of excessive supply by high historical prices with significant downside risk, highlighted by recent price weakness, production curtailment and supplier distress
- Balanced market into the later half of this decade
- Significant ex-China supply through the cost curve

Source: Benchmark Mineral Intelligence, Q4 2023, SP Global and Asian Metal. 1. Actual Balama C1 costs impacted by lower sales demand and capacity utilisation. 2. China domestic price for -100mesh, 94-95% FC grade less US\$50/t average shipping costs. 3. EXW China price for lithium carbonate.

Lack of ex-China supply creates graphite market imbalance

China’s dominant share of production and new supply headwinds have driven a need for increased ex-China production capacity – Balama & Vidalia supply critical

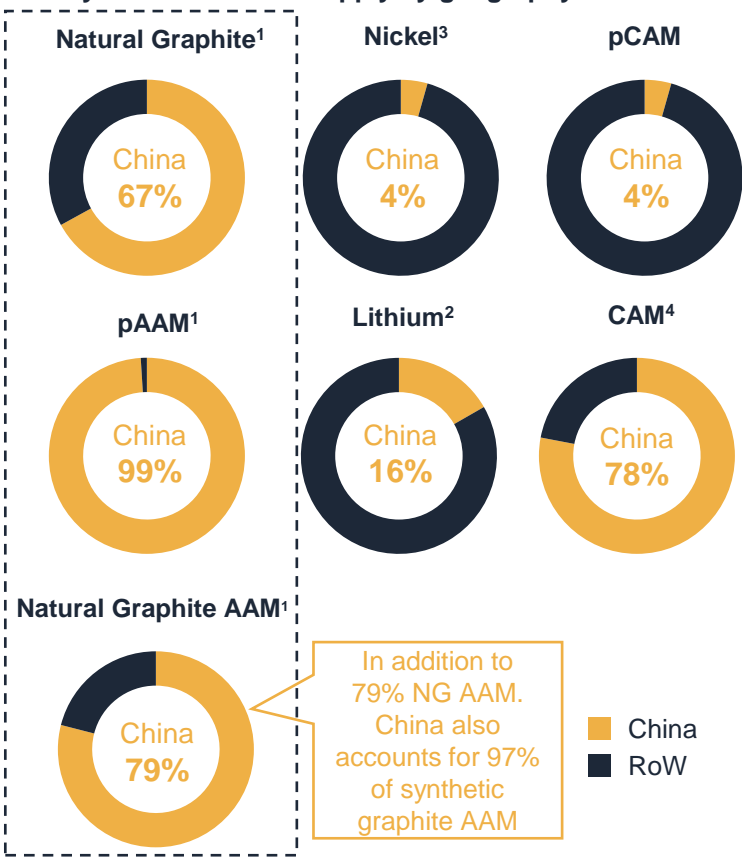
Significant pipeline of battery manufacturing capacity in North America and Europe¹



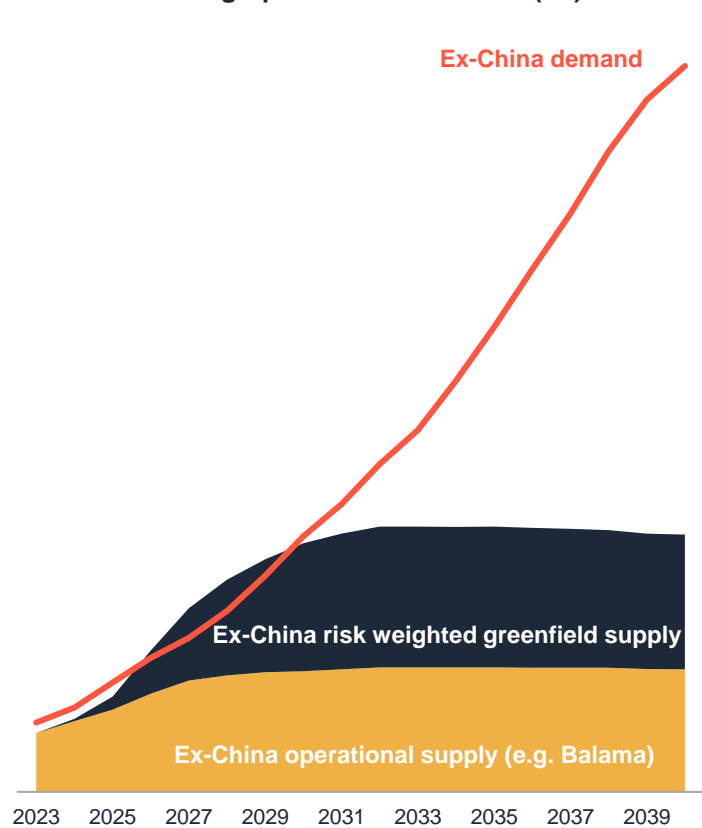
1. Source: Benchmark Mineral Intelligence. 2. Source: IG Trading Platform, top 8 lithium producers in the world by country, February 2022. 3. Source: Statista, Distribution of mine production of nickel worldwide in 2021, by country, 2021. 4. Source: Green Car Congress, Benchmark Mineral Intelligence. 5. pCAM: precursor cathode active materials, pAAM: precursor anode active materials

Highly geographically disproportionate supply versus demand in anode materials and natural graphite

Battery material market supply by geography⁵

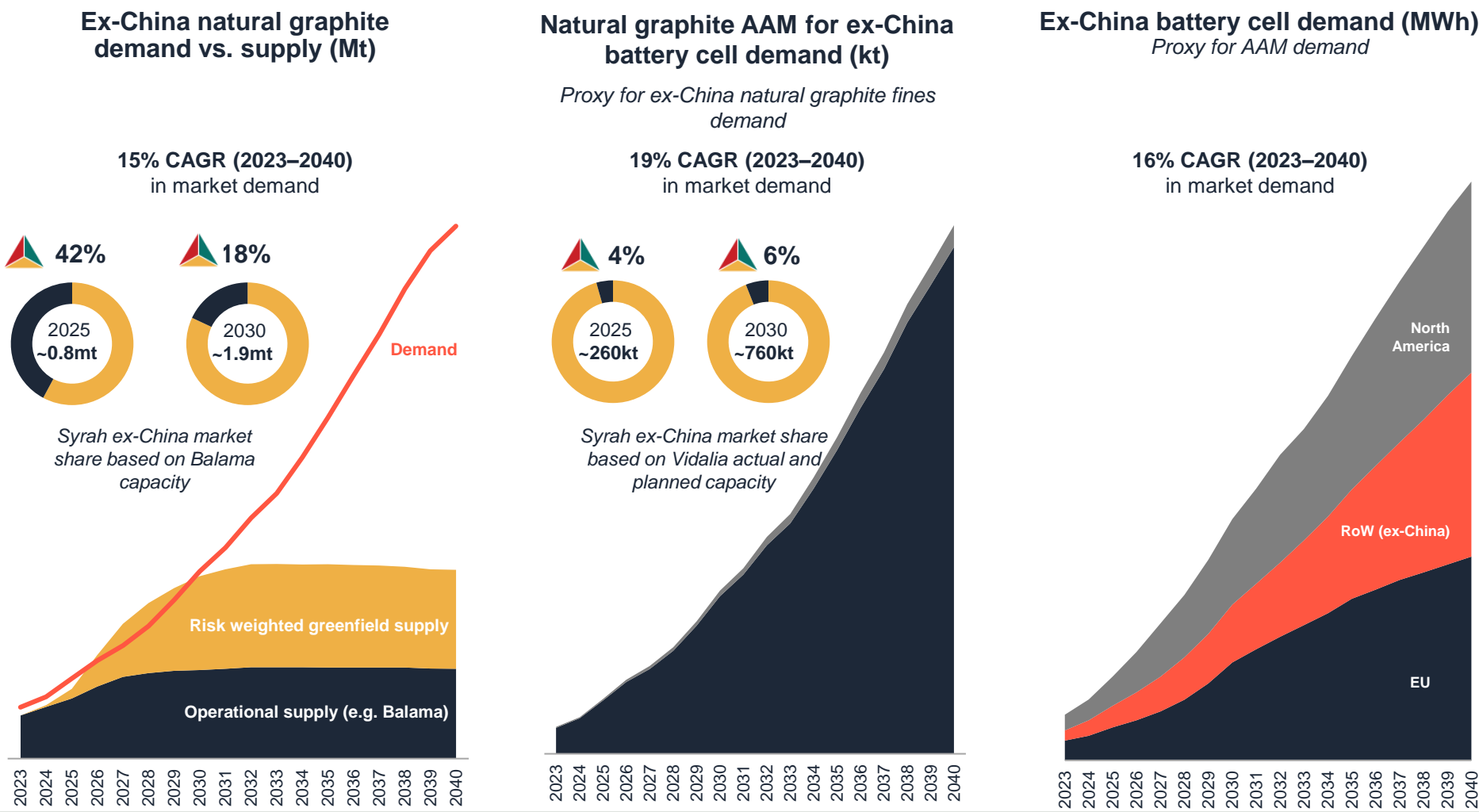


Ex-China natural graphite market balance (Mt)¹



Ex-China market size and growth opportunity for Syrah is clear SYRAH RESOURCES

Syrah’s existing and planned production capacities represent only a fraction of the opportunity in the ex-China addressable market – lead time advantage creates further opportunity



- Significant growth in EV, battery cell, AAM and natural graphite demand forecasted outside of China
- Development of ex-China natural graphite and AAM supply has and will not match ex-China demand leaving ex-China customers reliant on Chinese supply and less resilient
- Ex-China opportunity and addressable market for Syrah is enormous – >US\$1.5bn p.a. natural graphite and >US\$4.5bn p.a. AAM by 2030
- Syrah’s existing and currently planned production capacities for natural graphite and AAM represent a fraction of addressable market outside of China highlighting the growth opportunity

Source: Benchmark Mineral Intelligence.

Extensive Government support for ex-China development

1 US Inflation Reduction Act and import tariffs; security of supply concerns

- Security of supply concerns driving bipartisan policy making and OEM / battery manufacturer support
- US Inflation Reduction Act offers nearly \$400bn in federal funding to support clean energy in the US
- EV tax credits incentivising use of ex-China critical minerals in the North American battery supply chain
- Direct tax credits to improve development and operating economics for critical minerals producers in the US
- US\$40bn in loan guarantees for clean energy projects in the US
- Tariffs on imports of Chinese critical minerals into the US improves competitiveness of ex-China supply

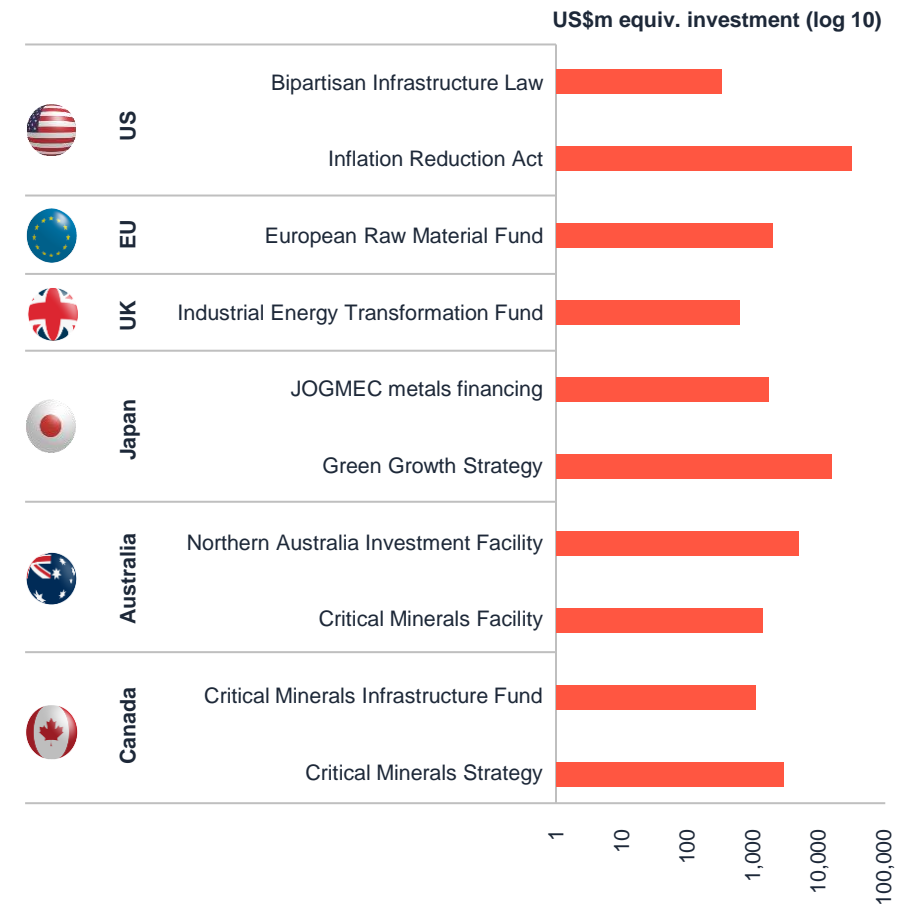
2 China graphite export controls

- China has implemented controls and licensing requirements on all exports of natural graphite, spherical graphite, finished graphite AAM and other graphite products
- Immediately disruptive for ex-China anode and battery supply chains
- Creates significant near-term uncertainty and medium-term opportunities for Syrah

3 EU, Japan & Korea security of supply concerns

- European Union has provisionally agreed the Critical Raw Materials Act to be enacted in early 2024 to strengthen self-reliance and localize supply of critical and strategic raw materials
- Major ex-China AAM producers in South Korea and Japan are targeting East Africa for long-term natural graphite supply
- Ex-China consumers are also looking to alternative suppliers in the US and Australia

Financial commitments towards investment in critical mineral development (log scale)



Source: Wood Mackenzie, Q4 2023.

Syrah is a global vertically integrated graphite supplier



Additional AAM capacity development strategy

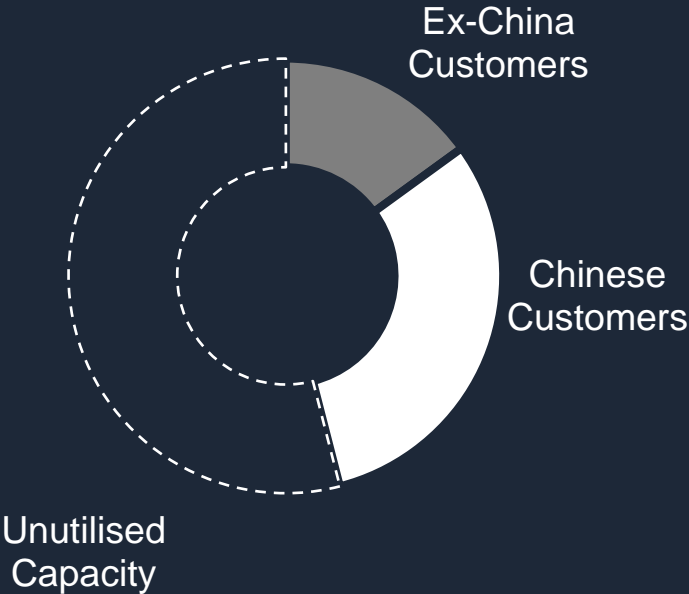
Syrah aims to become a leading supplier of anode materials, with significant supply potential (100ktpa+ AAM) underpinned by Balama's world class resource

- 1 North America**
Further expansion of Vidalia (beyond 45ktpa AAM capacity), joint venture development of AAM facilities at other sites and other commercial downstream opportunities in North America with Balama natural graphite supply
- 2 Europe**
Joint venture development of downstream AAM facilities in multiple sites and other commercial downstream opportunities with Balama natural graphite supply
- 3 Asia (ex-China)**
Significant downstream opportunity in Asian (ex-China) markets with China/South Korea/Japan battery manufacturers and anode companies in joint development of spherical and AAM facilities with Balama natural graphite supply

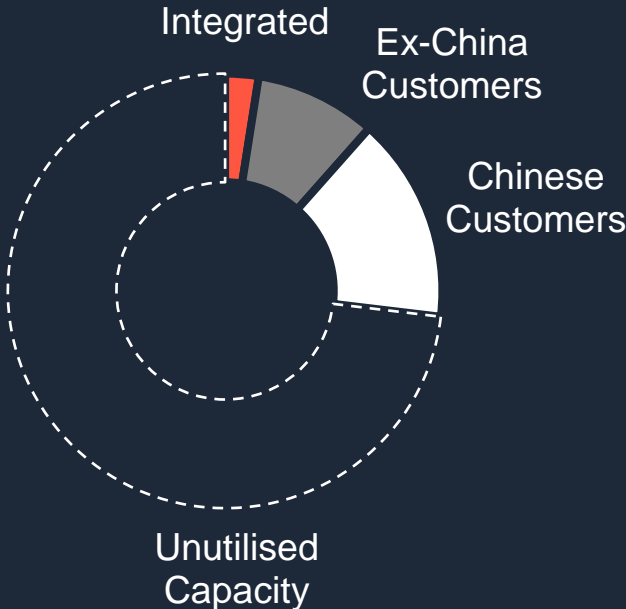
Syrah fundamentally changing Balama sales composition

Driving toward higher and more stable utilisation of Balama’s production capacity

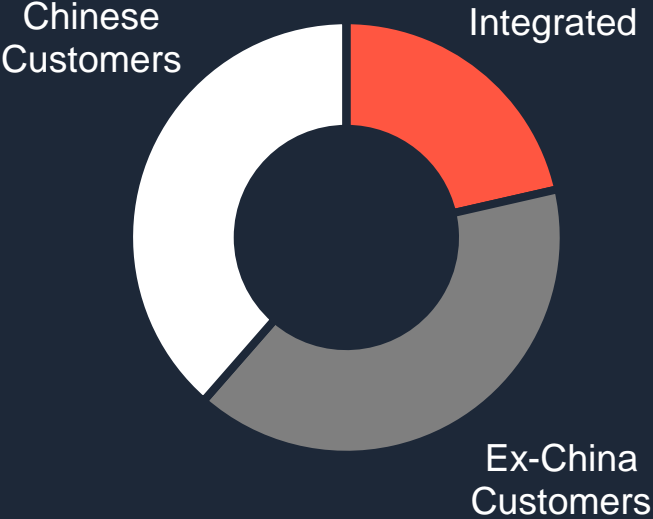
Balama natural graphite sales composition (2022)



Balama natural graphite sales composition (2023)

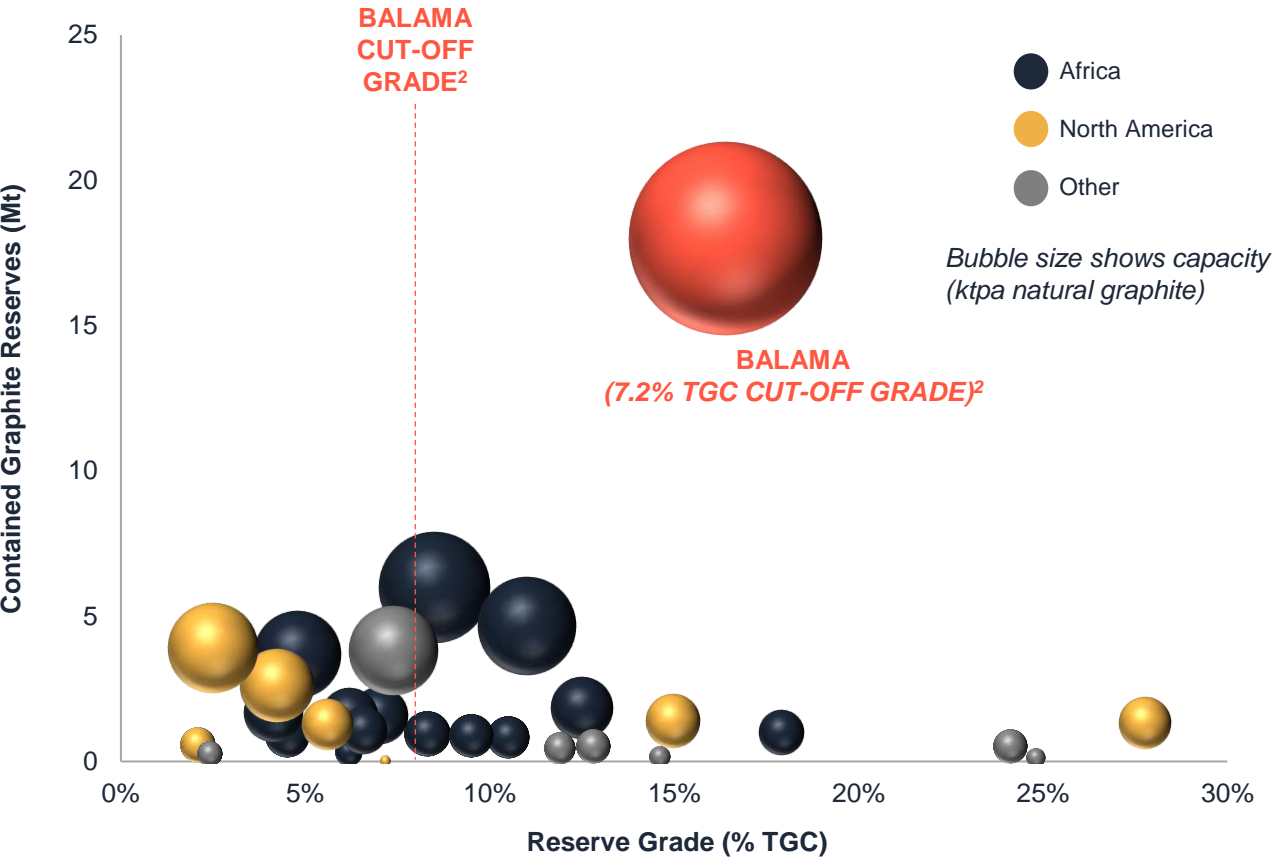


Balama natural graphite sales composition (2026)



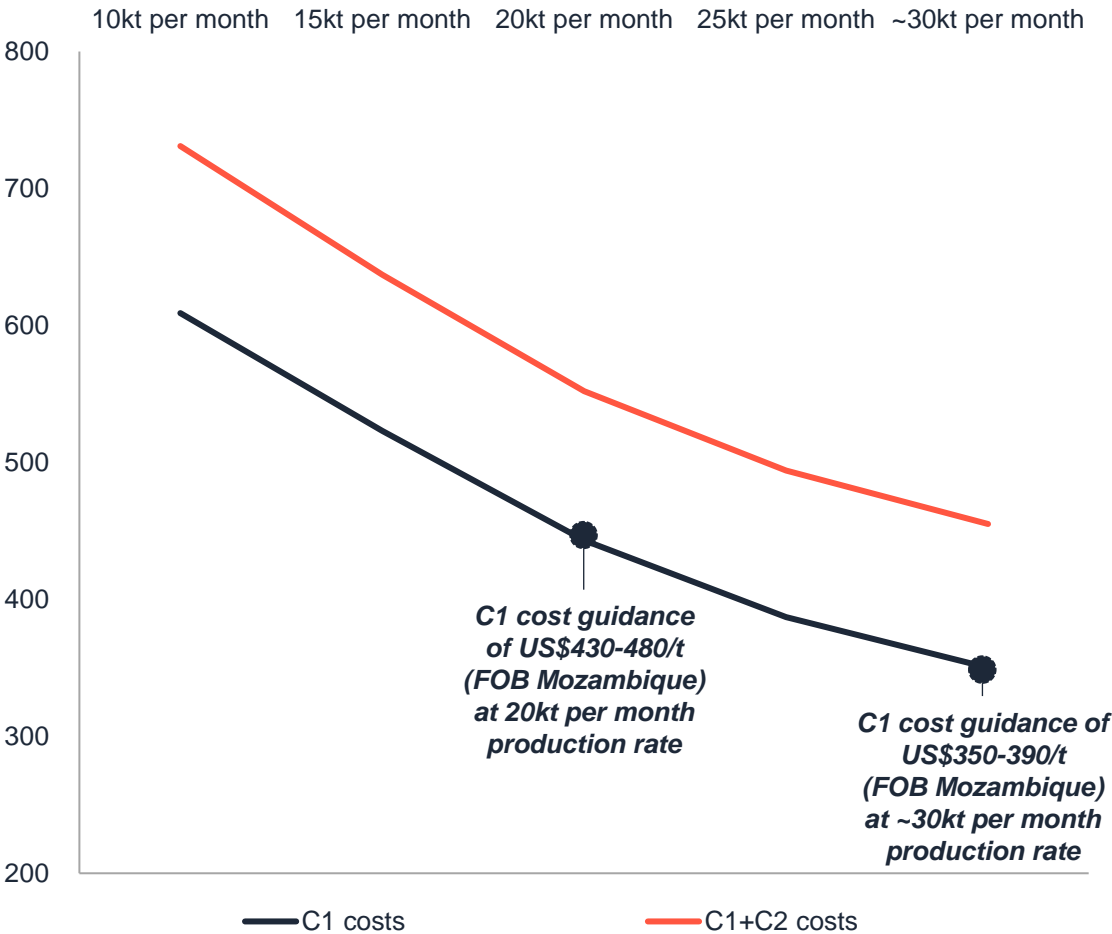
Balama is the premier graphite resource and operation

Ex-China natural graphite reserves and reserve grade¹



Limited pipeline of new ex-China supply underpinned by largely inferior resource characteristics compared with Balama

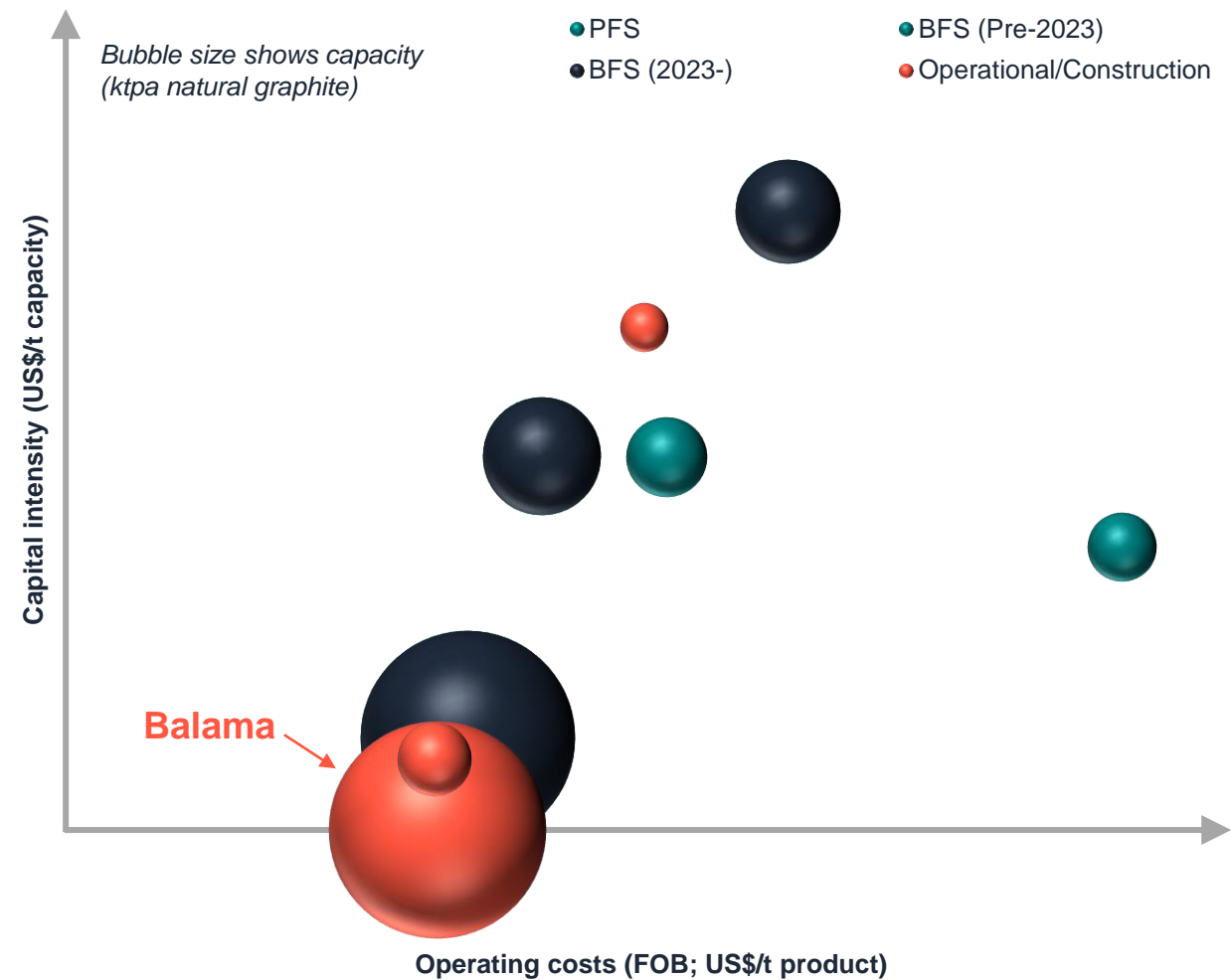
Balama operating costs (US\$/t FOB) at different production rates



Notes: 1. Sources: Company filings; Notes: Selected ASX / TSX-listed graphite projects with declared Reserves only and excludes Chinese producers. Based on long-term price forecasts for natural graphite products. Bubble size reflects contained graphite reserves. 2. As at 31 December 2022. The Ore Reserve is based on, and fairly represents, Syrah's ASX announcement dated 30 March 2023 (Annual Report 2022), which was prepared by competent person, Mr Jon Hudson. The Mineral Resource is based on, and fairly represents, Syrah's ASX announcement dated 30 March 2023 (Annual Report 2022), which was prepared by competent persons, Dr Andrew Scogings and Mr Julian Aldridge. 3. Cost, Insurance and Freight.

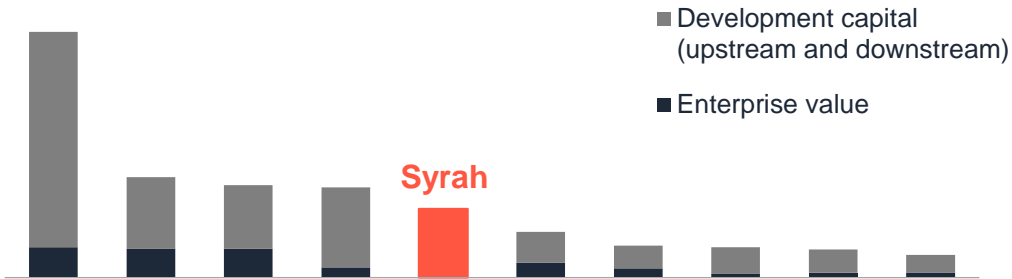
Syrah has clear advantages over earlier stage graphite projects SYRAH RESOURCES

Upstream capital intensity and operating cost estimates




Source: Company filings; Notes: Selected ASX / TSX-listed graphite projects.

Enterprise value (A\$m)
Listed ex-China natural graphite companies



Enterprise value (A\$m) / contained graphite reserve



Enterprise value (A\$m) / contained graphite resource



Balama's infrastructure in place and optimised over six years



Ativa pit



Process plant, product warehouse and ROM stockpiles



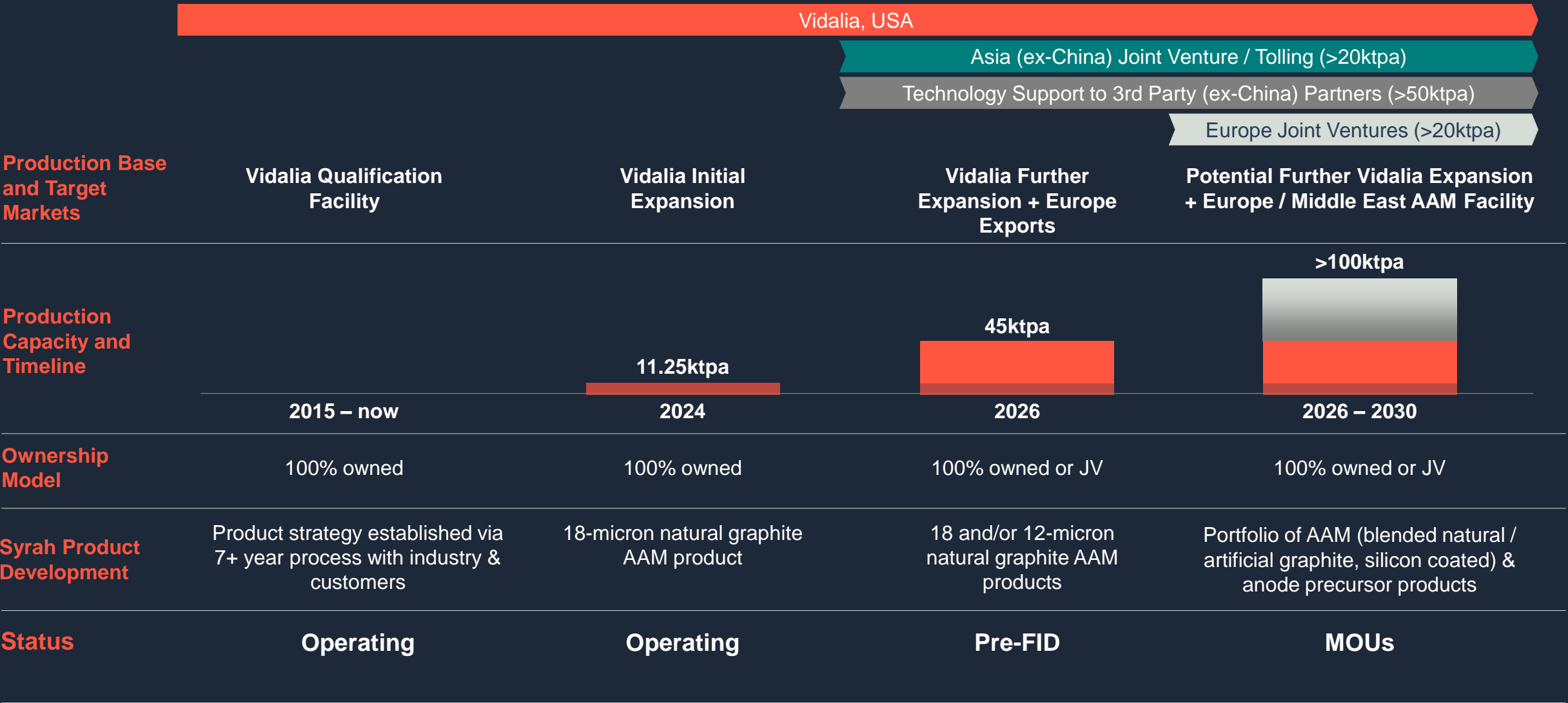
Tailings storage facility (cells 1 & 2)



11.25 MWp solar photovoltaic array

Vidalia is the cornerstone of Syrah’s downstream business

Downstream expansion is underpinned by Balama’s world-class resource



Vidalia economics attractive – built on cost and price experience

Potential for significant margin upside as new project inducement drives marginal pricing

Economics of Vidalia facility (45ktpa AAM capacity)¹

AAM price (2023 real)	US\$5.00 – 7.00/kg
NPV² (post-tax)	US\$208 – 794m
IRR² (post-tax, nominal)	15 – 26%
Long-term EBITDA (2023 real)	US\$103 – 192m per annum
Long-term EBITDA margin	44 – 60%

Vidalia's economics will be significant at AAM prices required to induce new ex-China supply and with adoption of market-based pricing mechanisms in offtake


Long-term natural graphite AAM price assumption (US\$/kg)³




1. Refer ASX release 27 April 2023 for Syrah. Assumes cost of US\$425/t (FOB Nacala) for Balama natural graphite, reflecting an approximate all-in cost of production at Balama at full plant utilisation. Includes costs of transporting Balama natural graphite from Nacala to Vidalia and maintenance costs.
2. NPV adopts a 10% nominal discount rate. Project NPV and IRR is as at 1 April 2023 and incorporates 25 years of operations of the 45ktpa AAM Vidalia facility. Capital costs invested in the Vidalia Initial Expansion project and Vidalia Further Expansion project (including for the DFS) prior to 31 March 2023 are treated as sunk costs for the purposes of calculating NPV and IRR. NPV and IRR incorporates the Advanced Manufacturing Production Credit (Section 45X) under the IRA, for which Syrah expects Vidalia will be qualified for.
3. Source: Publicly available technical studies and feasibility reports. Projects do not necessarily propose to produce the same specification of AAM as Vidalia. However, all projects propose to produce a coated spherical graphite material.
4. Source: ICCSino. Prices shown is the mid-point prices for "domestic/mid-range" natural graphite AAM as of 25 January 2024, converted at a USD/CNY exchange rate of 7.09. The price shown is the Chinese domestic observable spot price for natural graphite AAM as reported by ICCSino and is not necessarily indicative of a landed USA price for AAM.
5. Novonix is an artificial AAM project that has been included for comparison.
6. Remaining capital costs for downstream anode processing facility only.
7. Includes contingency and excludes infrastructure capital costs.
8. Includes mine and upstream natural graphite processing.
9. Post-tax IRR.

Syrah’s ESG position provides lower emissions & traceability

Global Warming Potential of graphite products (kg CO₂ eqv./kg product)¹



Global Warming Potential of cells²



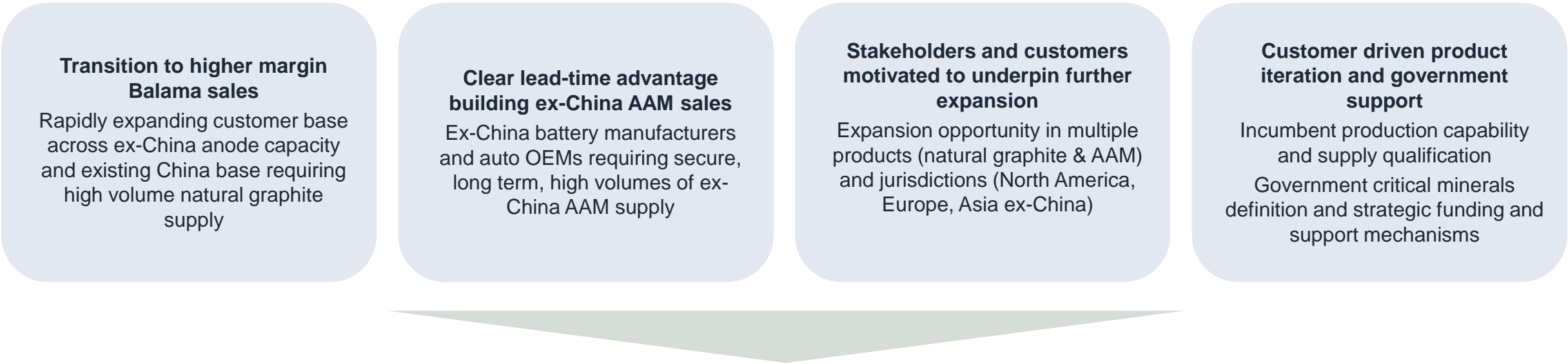
ESG element	Syrah (as proxy for ex-China suppliers)	Major Chinese suppliers
Responsible Mining Assurance	IRMA ⁵ certification assessment underway	No published commitments
Tailings Storage Assurance	ICMM GISTM ⁶ commitment underway	No published commitments
Audited Lifecycle Assessment ("LCA")	LCA completed with Minviro and independently reviewed	No published company assessments
Human Rights and Modern Slavery analysis	Published Modern Slavery Statement and action plan	No published commitments
External reporting	Quarterly reporting of key sustainability metrics on website	No widely available reporting

1. Source: Minviro Ltd's lifecycle assessment on Syrah. Notes: Global Warming Potential ("GWP") is defined as the cumulative radiative forcing, both direct and indirect effects, over a specified time horizon resulting from the emission of a unit mass of gas related to some reference gas [CO₂: (IPCC 1996)]. GWPs shown are a forecast life of operation average for Vidalia based on detailed engineering and include scope 1, scope 2 and scope 3 greenhouse gas emissions. Syrah's LCA meets the requirements of ISO14040/14044 standards and has been critically reviewed by a third-party. 2. Source: Tesla 2022 Impact Report. 3. Lithium Ferrophosphate. 4. Nickel-Cobalt-Aluminium. 5. Initiative for Responsible Mining Assurance. 6. International Council on Mining and Metals, Globally Industry Standard on Tailings Management.

Syrah’s incumbent position can embed key advantages

New ex-China demand, low alternative supply; upstream natural graphite and downstream AAM operations

Syrah’s opportunity



Portfolio position and new market factors give Syrah opportunity to supply large volume, long-term offtake for natural graphite and AAM, underpinning Syrah’s pursuit of:

- Long-term market price-linked supply contracts
- Project development opportunities
- Strategic partnership and collaboration opportunities
- Non-dilutive Government, commercial and supply chain funding

Syrah's 2024 deliverables will embed unique advantage

2024 planned milestones will accelerate Syrah's development and de-risk strategy

- ✓ Start of production from 11.25ktpa AAM facility at Vidalia
- ✓ Commercial sales from 11.25ktpa AAM facility at Vidalia
- ✓ Offtake agreements for the Vidalia Further Expansion project
- ✓ US DOE loan funding for the Vidalia Further Expansion project
- ✓ FID on the Vidalia Further Expansion project
- ✓ Commercial arrangements to accelerate Syrah's exposure to ex-China downstream market
- ✓ Balama natural graphite offtake with ex-China AAM customers
- ✓ US DFC loan funding for Balama

Our Valuation Proposition



Vertical Integration

- Natural graphite from Balama for AAM producers
- AAM from Vidalia for battery makers and auto OEMs



Operating and Development

- Largest integrated natural graphite operation globally
- First vertically integrated natural graphite AAM supplier outside of China



Cost Position

- Cost competitive AAM supply from Vidalia
- Sustainable and low cost curve position at Balama with project development capital already fully invested



ESG Position

- Leading ESG standards and sustainability frameworks
- Low greenhouse gas emissions footprint
- Single chain of custody offers full auditability and transparency



Expansion Potential

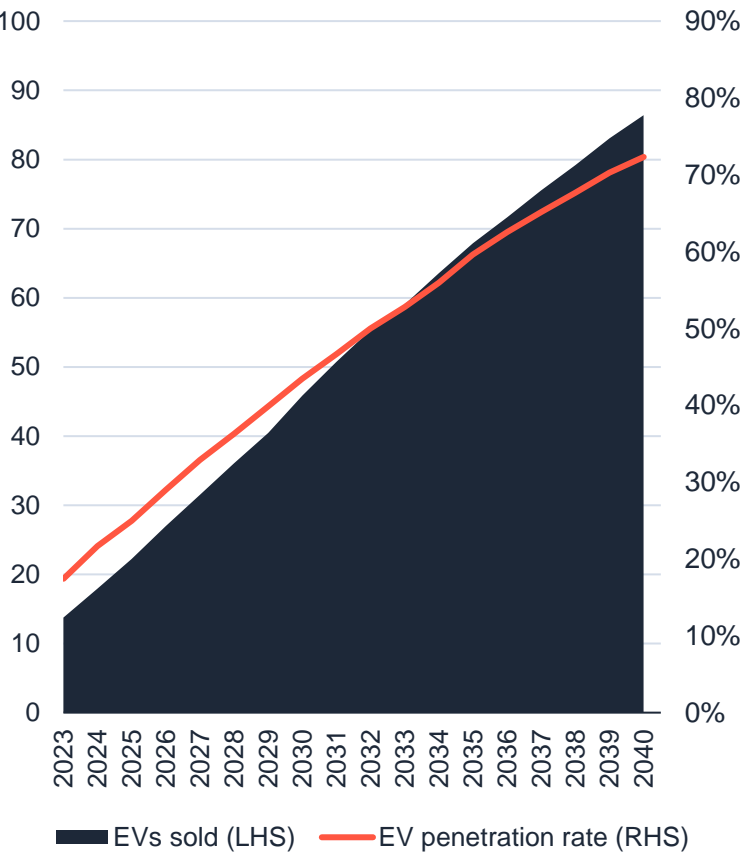
- Significant downstream expansion potential at Vidalia and ex-China markets
- Upstream brownfield expansion potential at Balama

Appendix

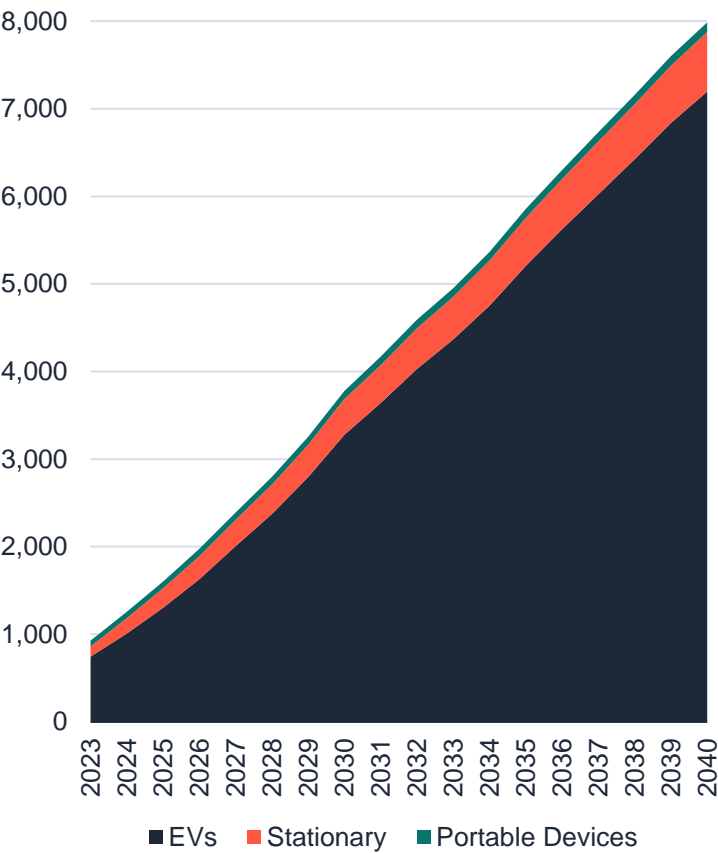


Battery and natural graphite fines (-100mesh) demand is in the early stages of growth – driven by EV adoption

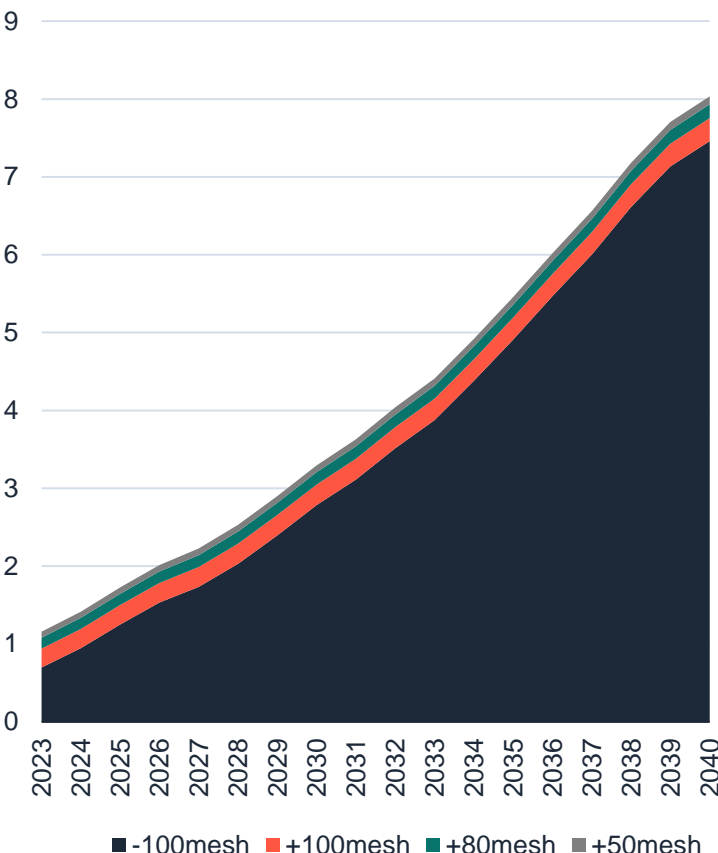
Global EV Sales (Millions)



Lithium-ion Battery Capacity (GWh)



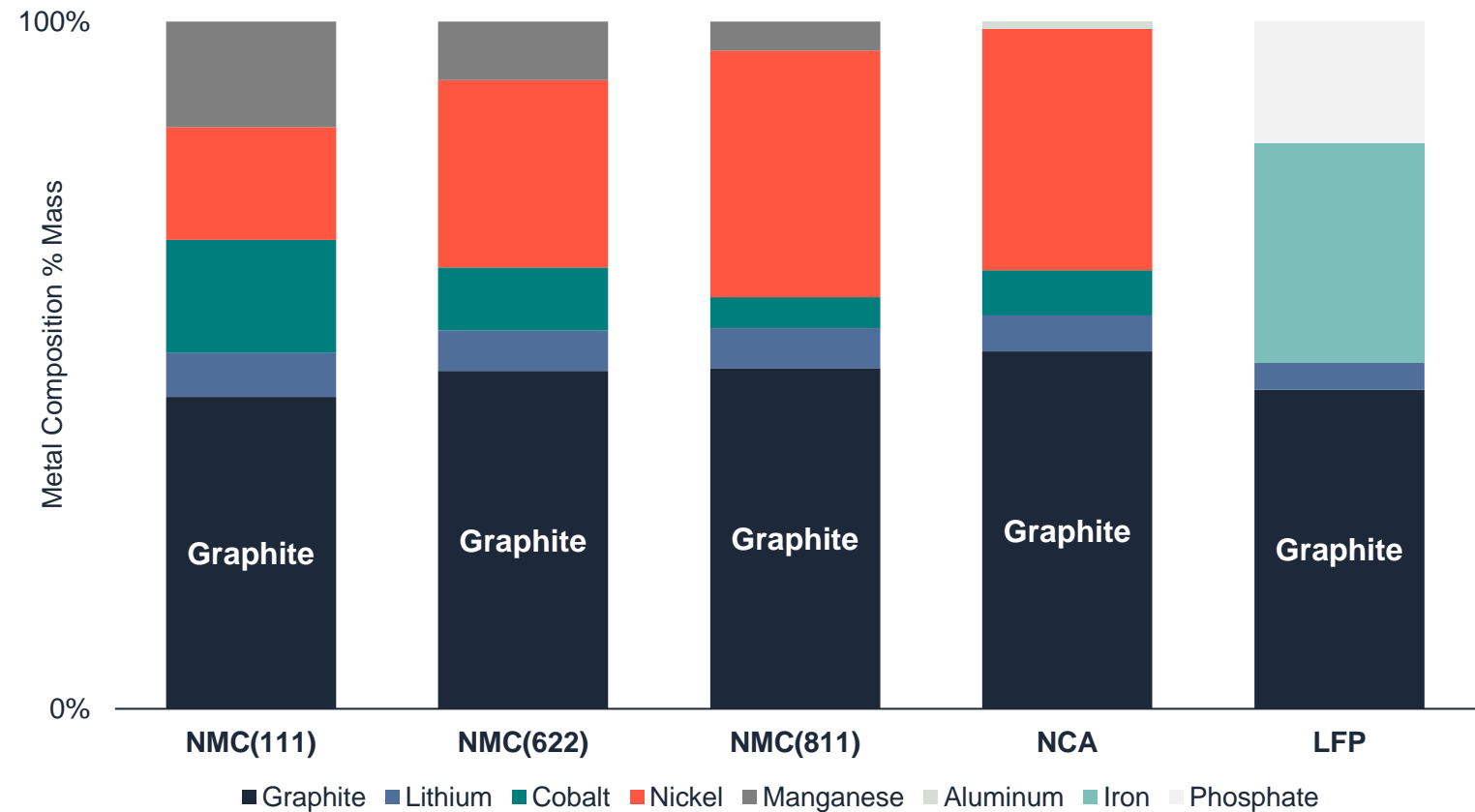
Natural Graphite Demand (kt)



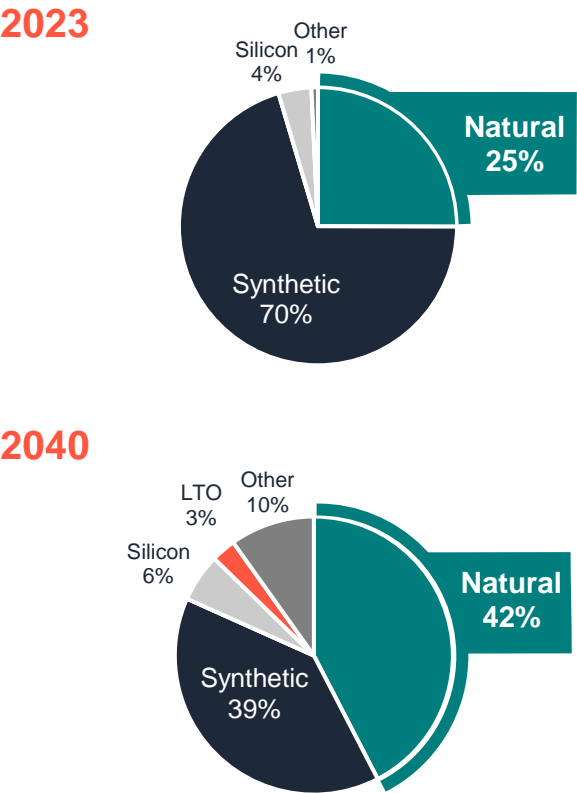
Source: Benchmark Mineral Intelligence Flake Graphite Forecast, Q4 2023.

Graphite is a high intensity material in EV batteries, with costs / emissions expected to drive shift towards natural graphite

Battery Mineral Composition of Batteries¹



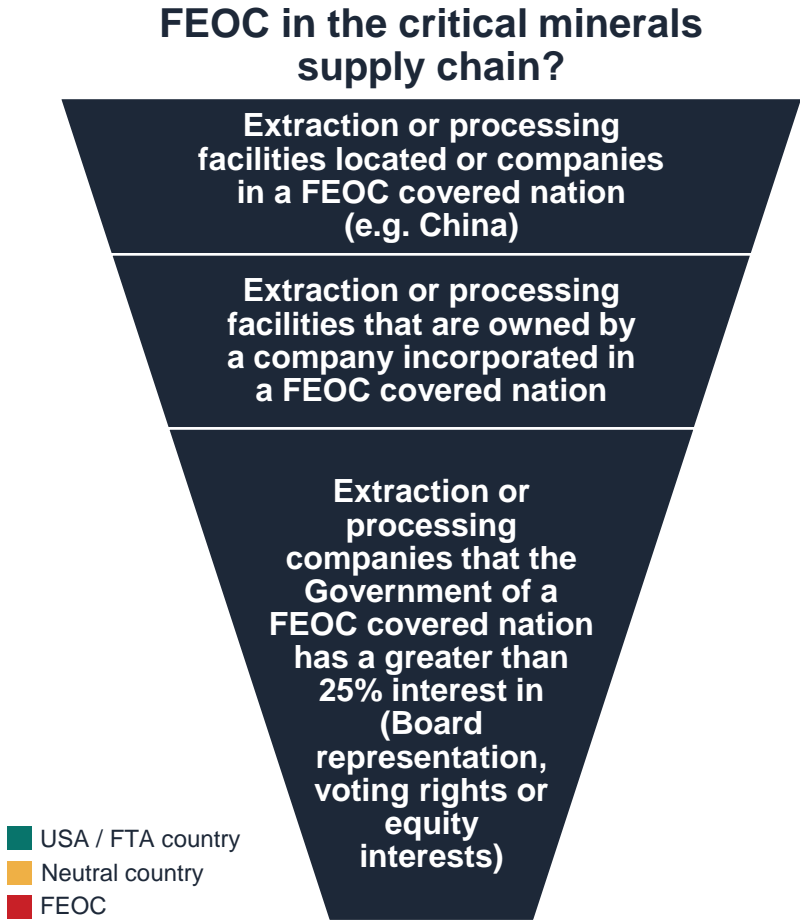
Natural Graphite Demand for Batteries²



1. Source: Syrah Resources analysis, data from Gaines, L., Richa, K., & Spangenberg, J. (2018) Key issues for Li-ion battery recycling (excludes oxygen). Notes: NMC: Lithium nickel manganese cobalt oxide battery; NCA: Lithium nickel cobalt aluminium oxide battery; LFP: Lithium iron phosphate battery.
2. Source: Benchmark Mineral Intelligence Flake Graphite Forecast, Q4 2023.

US Inflation Reduction Act Section 30D credits

AAM supply routes	Ore extraction and concentration	Spherical graphite and purification processing	Finished AAM	Section 30D EV tax credit
Syrah AAM	Mozambique	USA	USA	Section 30D credit No China import tariffs
Ex-China AAM	Ex-China / non-FEOC (e.g. Mozambique)	Ex-China / non-FEOC	USA or FTA Country	Section 30D credit No China import tariffs
	Ex-China / non-FEOC (e.g. Mozambique)	Ex-China / non-FEOC	Ex-USA or Non-FTA Country	No Section 30D credit No China import tariffs
	Ex-China / non-FEOC (e.g. Mozambique)	FEOC	USA or FTA Country	No Section 30D credit No China import tariffs
	FEOC	Ex-China / non-FEOC	USA or FTA Country	No Section 30D credit No China import tariffs
	FEOC	FEOC	USA or FTA Country	No Section 30D credit No China import tariffs
China AAM	China	China	China	No Section 30D credit US import tariffs



From 1 January 2025, electric vehicles sold in the US with batteries that have any critical minerals extracted and/or processed by a FEOC will be disqualified from the critical minerals component of the Section 30D EV credit

FTA = Free Trade Agreement; FEOC = Foreign Entity of Concern.

Syrah's global business to supply growing battery anode demand

