

Trimless Surface Mounts

5-CCT Selectable



Introducing the EnVision LED Trimless Surface Mount: Crafted with precision, this cutting-edge luminaire boasts an ultra-thin profile, ensuring a sleek and unobtrusive appearance that seamlessly integrates into both residential and commercial recessed environments. This luminaire redefines modern lighting solutions, setting a new standard for sophistication and functionality in the realm of architectural lighting.

Detail Specifications:

- Finishes: White
- IP Rating: Wet Location
- Beam Angle: 100°
- Chip: SMD 2835, R9 >50, CRI >90
- 3 Step MacAdam Ellipses
- Operating Temperature: -40° - 114° F
- Lens: Frosted Acrylic, non-yellowing
- Average life (L70) of 50,000 hours

Applications:

- General Recessed Lighting
- Residential & Multifamily
- Office and Meeting Rooms
- Education, Healthcare, Retail, Hospitality

Product Information:

- Available in 4 different sizes
- Battery backup module available in 7" and 9" models
- Extends to just 0.8" from the ceiling
- Standard white round trim included: optional trims available

Driver Options:

- 120V Triac dimmable down to 5%
- THD: <15% (+/-5% tolerance), PF >0.9, 50/60Hz
- AC Driverless technology
- Flicker Free

Mounting & Installation:

- 30/40 Junction Box (including pancake j-box)
- Surface mount bracket included
- 4" & 6" Recessed can converter available

Certifications:

- ETL Listed for USA and CA
- Energy Star Certified
- CA Title 24 JA8-2022 CEC Listed
- 5 Year Limited Warranty
- FCC CFR 47, GCC Part 15, Subpart B:2017
- IC Rated and ASTM-E283 Air-Tight
- Complies with UL 263, ASTM E119, CAN ULC S101
- Closet Rated

Round Series

LED-TSM-5R-12W-5CCT-WH

850 Lm • White Finish

LED-TSM-7R-15W-5CCT-WH

1,100Lm • White Finish

LED-TSM-9R-18W-5CCT-WH

1,300 Lm • White Finish

LED-TSM-11R-20W-5CCT-WH

1,500 Lm • White Finish

Optional Accessories (Order Separately)

Recessed Can Converter

TSM-4CLIP

4" Recessed Can Converter for 5" fixtures

TSM-6CLIP

6" Recessed Can Converter for 7/9/11" fixtures

Emergency Backup

TSM-7R-EMB-UNV

7" Surface mount pancake EMB

TSM-7R-EMB-EMPTY-UN

7" Empty surface mount

TSM-9R-EMB-UNV

9" Surface mount pancake EMB

TSM-9R-EMB-EMPTY-UNV

9" Empty surface mount

LED-EMB-25W-HV-0/10V-2P

Remote EMB for fixtures up to 25W

Pendant Stem Mount

STM-JBX-6-WH

6' Stem Mount (Adjustable length)

White Finish

STM-JBX-6-BLK

6' Stem Mount (Adjustable length)


Black Finish

FEATURES

Seamless Edge

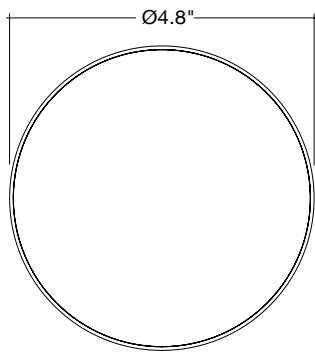


Frosted Acrylic

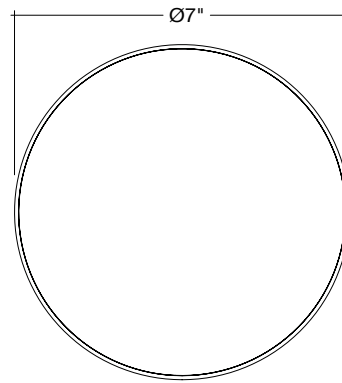
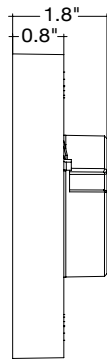


5-CCT Selectable

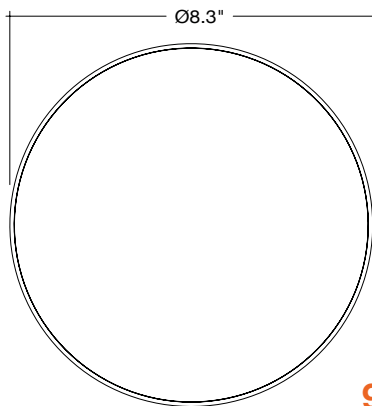
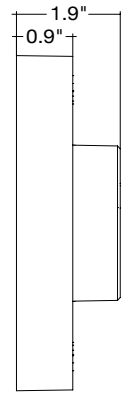
DIMENSIONS




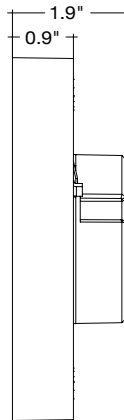
5"



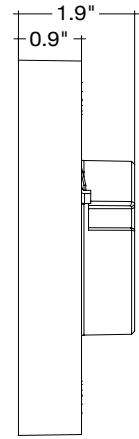
7"



9"




11"



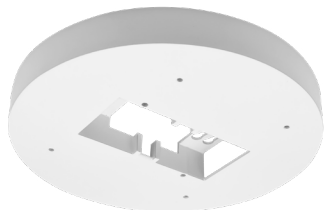
ACCESSORIES




TSM-4CLIP
TSM-6CLIP



TSM-7R-EMB-UNV
TSM-9R-EMB-UNV



TSM-7R-EMPTY-UNV
TSM-9R-EMPTY-UNV



LED-EMB-25W-HV-0/10V-2P



STM-JBX-6-WH
STM-JBX-6-BLK

Model	Voltage	Watts	Lumens	Color	CRI
LED-TSM-5R-12W-5CCT-WH	120V	12w	850	50/40/35/30/27K	>90
LED-TSM-7R-15W-5CCT-WH	120V	15w	1,100	50/40/35/30/27K	>90
LED-TSM-9R-18W-5CCT-WH	120V	18w	1,300	50/40/35/30/27K	>90
LED-TSM-11R-20W-5CCT-WH	120V	20w	1,500	50/40/35/30/27K	>90

RECESSED CAN CONVERTER

Accessory	Description
TSM-4CLIP	4" Recessed Can Converter for 5" fixtures
TSM-6CLIP	6" Recessed Can Converter for 7/9/11" fixtures

EMERGENCY BACKUP

Accessory	Description
TSM-7R-EMB-UNV	7" Surface mount pancake EMB
TSM-7R -EMB-EMPTY-UNV	7" Empty surface mount pancake EMB
TSM-9R -EMB-UNV	9" Surface mount pancake EMB
TSM-9R-EMB-EMPTY-UNV	9" Empty surface mount pancake EMB
LED-EMB-25W-HV-0/10V-2P	Remote EMB for fixtures up to 25W

PENDANT STEM MOUNT

Accessory	Description
STM-JBX-6-WH	6' Stem Mount (Adjustable length) White Finish
STM-JBX-6-BLK	6' Stem Mount (Adjustable length) Black Finish

TESTED COMPATIBLE DIMMERS

Other dimmers may be compatible but have not been tested. Please contact us for more information.

Lutron
LUTRON PD-6WCL
LUTRON DVCL-153P
LUTRON CTCL-153P
LUTRON MACL-153M
LUTRON LECL-153