

Full-Line: Wall Pack

Traditional Size



WATT	LUMENS	BUG RATING	
40	5,600	40W	B1-U4-G4
60	8,400	60W	B2-U4-G5
80	11,200	80W	B2-U5-G5
120	16,800	120W	B3-U5-G5

Detail Specifications:

- Finish: Bronze, Custom finishes available
- IP Rating: Wet Location
- Impact Rating: IK08
- Beam Angle: Type IV
- Chip: SMD 2835, R9 >50, CRI >80
- Operating Temperature: -40° - 122° F
- Lens: Glass Lens
- Average life (L70) of 70,000 hours

Applications:

- Walkways & Pathways
- Parking Lots
- Hospitality, Multi-Family
- Outdoor Corridors
- Residential, Commercial and Industrial

Product Information:

- Sturdy die-cast aluminum housing finished with corrosion free powder coat
- Traditional metal-halide wall pack size
- Instant-On to full brightness

Driver Options:

- UNV: 120-277V 0-10V Dimmable
- HV: 277-480V 0-10V Dimmable
- Built in 6Kv Surge Protector
- THD: <20% (+/-5% tolerance), PF >0.9, 50/60Hz

Mounting & Installation:

- Five 1/2" knockouts: 1 one each side for convenient installation

Certifications:

- UL Listed for USA and CA
- DLC Premium Listed
- ROHS Compliant
- Approved for CA T24
- 5 Year Limited Warranty
- FCC CFR 47, GCC Part 15, Subpart B:2017

Series	Wattage	Color Temp	Finish ¹	Photocell	Voltage	Sensor ²	Emergency	Surge Protector
LED-WPF -								
Wall Pack:	40W	40K	BZ	(Blank)	(Blank)	(Blank)	(Blank)	(Blank)
Full Line	5,600Lm	4000K	Bronze	No Photocell	120-277V	No Sensor	No Emergency	6KV Built In
	60W	50K	(Standard)	PC	HV	BMS	EMB	20KV
	8,400Lm	5000K	BL ¹	Button	277-480V	Bi-Level	Emergency	20KV Surge
	80W		Black	Photocell		Motion +	Backup	Protector
	11,200Lm		WH ¹			Daylight		
	120W		White			Sensor		
	16,800Lm		GRY ¹			(HB01DMS-C)		
			Gray			BMS1		
			CS ¹			Bi-Level		
			Custom			Motion +		
			Color			Daylight		
						Sensor (S-BMS-EXT-1)		
						BMS1BT		
						Bi-Level Motion		
						+ Daylight Sensor		
						-Bluetooth		
						Control-		
						(S-BMS-EXT-1-BT)		

1. Standard quickship is bronze. Other colors are custom finishes

2. Sensors require remote for programming

Optional Accessories (Order Separately)

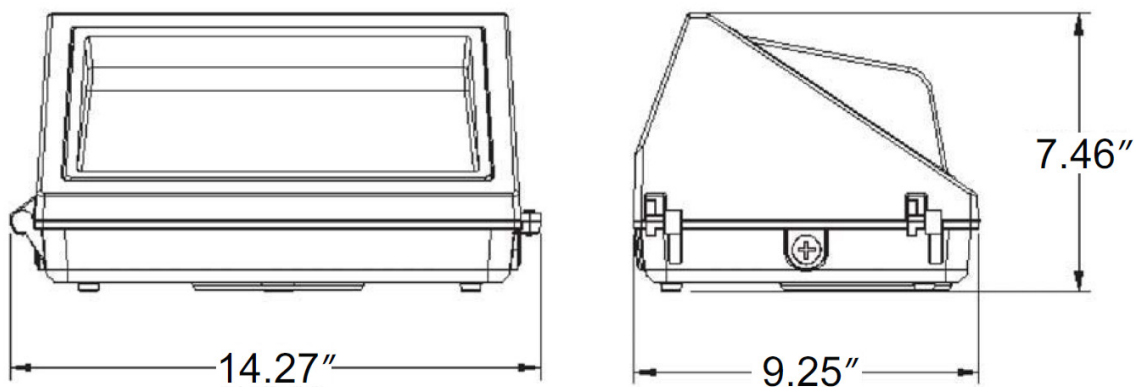
Remote for Sensors	Wire Guard	Shield
HB03R	WPF-WG	WPF-SHIELD
HB01DMS Remote	Wire Guard	Shield
S-LINE-R		
S-Line Remote		


Specs and model numbers are subject to change with or without notice.

FEATURES




DIMENSIONS





WPF-SHIELD



WPF-WG



HB03R



S-LINE-R



HB01DMS-C



S-BMS-EXT-1
S-BMS-EXT-1-BT

WALL PACK

Model	Voltage	Watts	Lumens	Color	CRI
LED-WPF-40W-40K-BZ	120/277V	40w	5,600	4000k	>80
LED-WPF-40W-50K-BZ	120/277V	40w	5,600	5000k	>80
LED-WPF-60W-40K-BZ	120/277V	60w	8,400	4000k	>80
LED-WPF-60W-50K-BZ	120/277V	60w	8,400	5000k	>80
LED-WPF-80W-40K-BZ	120/277V	80w	11,200	4000k	>80
LED-WPF-80W-50K-BZ	120/277V	80w	11,200	5000k	>80
LED-WPF-120W-40K-BZ	120/277V	120w	16,800	4000k	>80
LED-WPF-120W-50K-BZ	120/277V	120w	16,800	5000k	>80

ACCESSORIES

Accessory Model	Description
WPF-SHIELD	Cut Off Shield for WPF Wall Packs
WPF-WG	Wire Guard for WPF Wall Packs

SENSOR REMOTE CONTROL

Accessory Model	Description
HB03R	Remote for HB-Line Series
S-LINE-R	Remote for S-LINE Series Sensors

HB-LINE-SENSORS

Model	Item Description	Voltage	Watts
HB01DMS-C	Bi Level Motion Sensor w/ Daylight Harvesting 1/2" Knockout - Includes Auxilarary	12V	<1w
S-BMS-EXT-1	S-Line: Bi Level Motion Sensor w/ Daylight Harvesting, Ideal for use with LED WALLPACKS. 12V 12V Aux REQD. (Remote Required)	12V	<1w
S-BMS-EXT-1-BT	S-Line: Bi Level Motion Sensor w/ Daylight Harvesting, Ideal for use with Wallpacks. 12V Aux REQD. (Remote Required)	12V	<1w