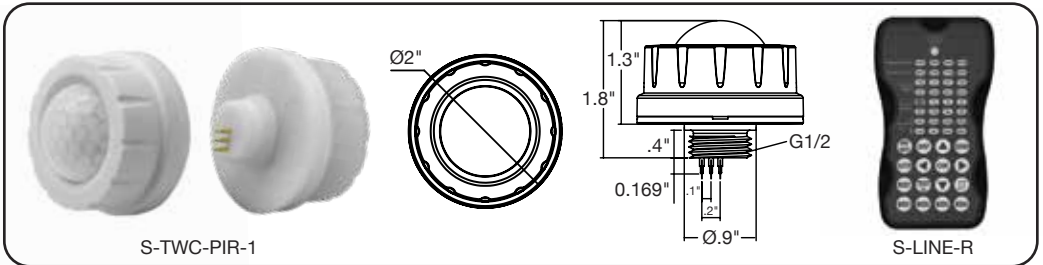


## S-TWC-PIR-1

## Bi-Level PIR Sensor for High Bay Light



### INTRODUCTION

The S-TWC-PIR-1 mounts in an outdoor lighting fixture and provides multi-level control based on motion and/or daylight contribution.

It controls 0-10 VDC LED drivers or dimming ballasts and is rated for wet and cold locations. All control parameters are adjustable via a wireless configuration tool capable of storing.

### SPECIFICATIONS

<b>Power Supply</b>	12V-24V DC, >30mA
<b>Dim Control Output</b>	0-10V Max. 25mA Sinking Current
<b>Remote Range</b>	50ft. (15m) indoor, no backlight
<b>Dim Control Output</b>	0-10V
<b>Detection Radius</b>	20% / 50% / 75% / 100% (1-8m)
<b>Mounting Height</b>	Max 40ft. (12 meters)
<b>Time Setting</b>	10s / 1 min. / 5 min. / 10 min. / 15 min. / 20 min. / 30 min. / 60 min.
<b>Light Control</b>	24H / 10LUX / 30 LUX / 50LUX
<b>Temperature</b>	-4° F ~ +140°F ~ (-20°C ~ +60°C)
<b>IP Rating</b>	IP65

### ⚠ WARNING


**NOTE:** Warm up time is 40 seconds. After the sensor connects input power first time, the light will keep on for 40 seconds, then go to dimming to work normally.

**NOTE:** Factory Default Setting: 100% sensitivity, Hold On Time: 5 min., Daylight Sensor is ☀, Dimming Level: 30%, Dimming Time: 60 min.


**NOTE:** Any setting changed by remote control, the LED light that sensor connect will ON/OFF as confirm.

### CORRIDOR FUNCTION


This function inside the motion sensor to achieve tri-level control, for some areas which require a light change notice before switch-off. The sensor offers 3 levels of light: 100%--> dimmed light (natural light is insufficient)--> off; and 2 periods of selectable waiting time: Motion hold-time and stand-by period: Selectable daylight threshold and freedom of detection area.



With sufficient natural light, the light does not switch on when presence is detected.



With insufficient natural light, the sensor switches on the light automatically when presence is detected.



After hold-time, the light dims to stand-by level if the surrounding natural light is below the daylight threshold.



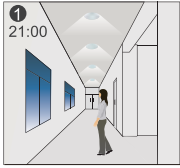
Light switches off automatically after the stand-by period elapses.

## S-TWC-PIR-1

## Bi-Level PIR Sensor for High Bay Light

### DAYLIGHT SENSOR FUNCTION

Open the daylight sensor by pushing **(I)** when remote control is in setting condition.



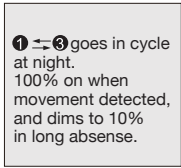
**1** 21:00  
The light switches on at 100% when there is movement detected.



**2** 21:10  
The light dims to stand-by level after the hold-time.



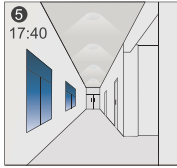
**3** 21:40  
The light remains in dimming level at night.



**1** ⇄ **3** goes in cycle at night. 100% on when movement detected, and dims to 10% in long absense.



**4** 08:10  
When the natural light level exceeds set point off to light, the light will turn off even when the space is occupied.



**5** 17:40  
The light automatically turns on at 10% when natural light is insufficient (no motion)

### Settings:

Hold-time: 30min.

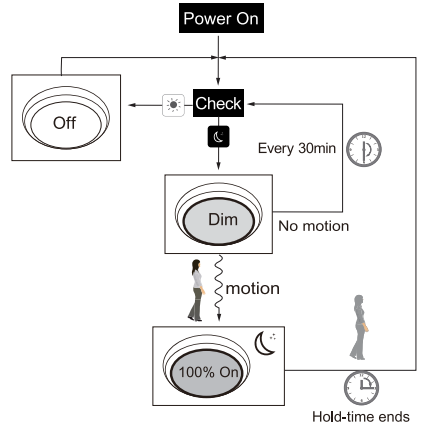
Set point ON: 50 lux

Set Point OFF: 300 lux

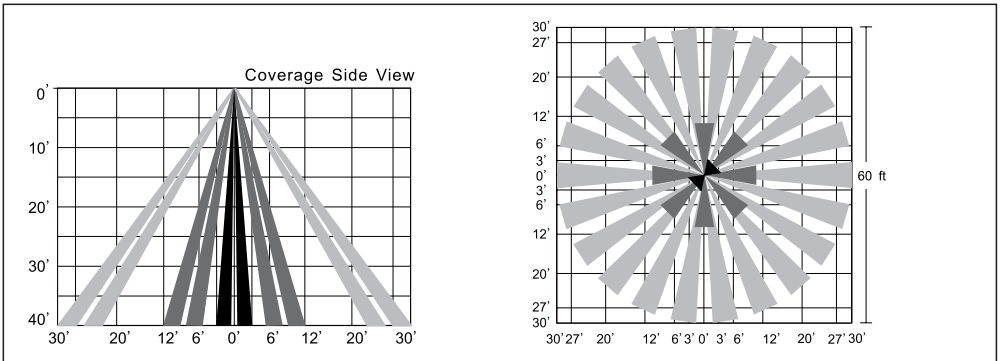
Stand-by Dim: 10%

Stand-by period: +∞

(When the smart photocell sensor open, the stand-by time is only +∞)



### SENSOR COVERAGE



### PORT DESCRIPTION

