

Arcy-Line: Architectural Linear Fixtures

T-Bar Applications



The ARCY-T-BAR luminaires offer a 2" sleek and modern appearance with symmetrical light distribution. It is designed to make an enduring impression in corporate offices, educational institutions, commercial spaces, and retail environments.

Detail Specifications:

- 5CCT: 27/30/35/40/50K
- Finish: White, Custom finishes available
- IP Rating: Damp Location (IP44)
- Beam Angle: 110°
- Chip: SMD 2835, R9 >50, CRI >90
- Operating Temperature: -4° - 114° F
- Lens: Acrylic Frosted Lens Standard: efficiently emits the light through a high-quality acrylic lens, spreading it evenly and without causing glare
- Average life (L70) of 50,000 hours

Applications:

- General Indoor Lighting
- T-bar
- Utility & Storage
- Garage Structures
- Office and Meeting Rooms
- Education, Healthcare, Retail, Hospitality
- Commercial and Industrial

Product Information:

- Construction:
 - One piece aluminum extrusion housing that incorporates a precisely cut, smooth white extruded frosted lens that securely attaches to the body and allows easy removal for accessing the driver and LED boards when needed.
 - Finished with corrosion free powder coat
- Fixture is constructed for recessed use in t-bar applications
- Select-n-Switch Technology: 5-CCT + 3-Power Selectable

Driver Options:

- UNV: 100-277V 0-10V Dimmable
- THD: <20% (+/-5% tolerance), PF >0.9, 50/60Hz
- 3-Power Selectable
- Flicker Free

Certifications:

- ETL Listed for USA and CA
- Approved for CA T24
- 5 Year Limited Warranty
- FCC CFR 47, GCC Part 15, Subpart B:2017

Specs and model numbers are subject to change with or without notice

LINEAR MODELS

Series	Length & Wattage	Light Direction	CCT	Finish ¹	Mounting Options	Sensor	Emergency
LED-ALIN2- Architectural Linear	2FT-3P25 25/19/13W 4FT-3P50 50/38/25W 6FT-3P75 75/56/38W 8FT-3P100 100/75/50W	- D Downlight	- 5CCT - 27/30/35 40/50K	WH White CUSTOM¹ Custom Color View our RAL Chart	(blank) TB Recessed for t-bar	(blank) BMS Microwave Bi-Level Motion + Daylight Sensor	(blank) EMB Emergency Backup

1. White finish standard.
Other colors are made to order approx. 15 days.

WATTAGE BY FOOT	
POWER SETTING	
LOWEST	5W
MIDDLE	7.5W
HIGHEST	10W

LUMENS CHART BY FOOT

DOWNLIGHT ONLY LUMENS/FT.	
POWER SETTING	DOWNLIGHT
LOWEST	600
MIDDLE	900
HIGHEST	1,200

LED-ALIN2-2FT-3P25-D-5CCT-WH-TB	
POWER	LUMENS
10W	1,200
15W	1,800
20W	2,400

LED-ALIN2-4FT-3P50-D-5CCT-WH-TB	
POWER	LUMENS
20W	2,400
30W	3,600
40W	4,800

LED-ALIN2-6FT-3P75-D-5CCT-WH-TB	
POWER	LUMENS
30W	5,040
45W	5,400
60W	7,200

LED-ALIN2-8FT-3P100-D-5CCT-WH-TB	
POWER	LUMENS
40W	4,800
60W	7,200
80W	9,600

Lumen based off 4000K. Other CCT: +/- 5%

DIMENSIONS

2'	2" X 23.45" LONG
4'	2" X 47.45" LONG
6'	2" X 71.45" LONG
8'	2" X 95.45" LONG

Specs and model numbers are subject to change with or without notice

Powder Coat Colors & Finishes: All fixtures are painted standard white RAL#9003. The below paint RAL# are available for an additional cost per fixture without additional set up fees. Custom RAL# not listed below are available but may require an additional set up fee.

GLOSS OPTIONS



Statuary Bronze 60 Gloss
T026-BR340
Order Code: GL-BZ-1



RAL 7042 Grey 80 Gloss
T009-GR230
Order Code: GL-GY-1



Silver Metallic 30 Gloss
T353-GR06
Order Code: GL-SL-1



Chrome Metallic 80 Gloss
T358-GR539
Order Code: GL-CH-1



Brass Metallic 30 Gloss
T353-YL02
Order Code: GL-BM-1



Dark Red 90 Gloss
P009-RD02
Order Code: GL-RD-1




Red 90 Gloss
T009-RD01
Order Code: GL-RD-2



Dark Yellow 90 Gloss
T009-YL71
Order Code: GL-YL-1



Yellow 90 Gloss
T009-YL01
Order Code: GL-YL-2



Terra Brown 90 Gloss
(RAL8028) • C209-BR358
Order Code: GL-BR-1



Traffic Green 70 Gloss
T007-GN16
Order Code: GL-GR-1



DOT Green 70 Gloss
FS14066 • T007-GN13
Order Code: GL-GR-2



Green 60 Gloss
C006-GN03
Order Code: GL-GR-3



Blue 90 Gloss
T009-BL01
Order Code: GL-BU-1



Light Blue 90 Gloss
T009-BL05
Order Code: GL-BU-2



Dark Blue 80 Gloss
T008-BL20
Order Code: GL-BU-3



Designer Beige 90 Gloss
T009-BG16
Order Code: GL-BG-1



Black 10 Semi-Gloss
T001-BK120
Order Code: SGL-BL-1


HAMMER OPTIONS



Black Hammer
T013-BK62
Order Code: HM-BL-1



Black Hammer Low Gloss
E311-BK04
Order Code: HM-BL-2



White Hammer
T013-WH09
Order Code: HM-WH-1



Red Hammer
T013-RD15
Order Code: HM-RD-1

HAMMERTONE OPTIONS



Bronze Hammertone
T064-BR24
Order Code: HT-BZ-1



Silver Hammertone
T064-GR05
Order Code: HT-SL-1




Blue Hammertone
T064-BL95
Order Code: HT-BU-1




Green Hammertone
T064-GN81
Order Code: HT-GR-1


VEIN OPTIONS




Copper Vein
T375-BK07
Order Code: VN-CP-1



Gold Vein
T375-BK10
Order Code: VN-GD-1



FS 25109 Blue Texture
T032-BL04
Order Code: TX-BU-1



White Texture
T032-WH15
Order Code: TX-WH-1



Oil Rubbed Bronze Texture
T291-BR251
Order Code: TX-BZ-1



Mock Rock Texture
T091-GR309
Order Code: TX-GY-1

TEXTURE OPTIONS