

Project: _____ Part #: _____
Type: _____

Round LED Strip Fixtures

5-CCT & 3-Power Selectable

Sensor Ready



Detail Specification:

- Finish: White, Custom finishes available
- IP Rating: Damp Location (IP44)
- Beam Angle: 130°
- Chip: SMD 2835, R9 >50, CRI >80
- Operating Temperature: -40° - 122° F
- Lens: Round Acrylic Frosted Lens
- Average life (L70) of 50,000 hours

Applications:

- Stairwell & Hallways
- Utility & Storage
- Garage Structures
- Office and Meeting Rooms
- Shop Lighting
- Commercial and Industrial

Product Information:

- Aluminum housing finished with corrosion free power coat
- Easy j-box access: snap on and off tool-less design
- 40 J-box cover included with every fixture
- Audio Jack Sensor Ready (with RST-SR bracket)
- Sensor Options:
 - Standard Sensors
 - SILVAIR Bluetooth Mesh
 - ENVISIONLS Bluetooth
 - [Click Here](#) for More Information

Driver Options:

- UNV: 120-277V 0-10V Dimmable
- Optional 347-480V step down transformer available
- THD: <15% (+/-5% tolerance), PF >0.9, 50/60Hz
- 12V low voltage aux output for controls
- Flicker Free

Mounting & Installation

- Surface mount into 30 or 40 j-box
- Optional 10' & 20' suspension kit available
- Optional 6' chain mount available
- Rated for installation in closets

Certifications

- UL Listed for USA and CA
- DLC Premium Listed
- Approved for CA T24
- 5 Year Limited Warranty
- FCC CFR 47, GCC Part 15, Subpart B:2017

3M25W		3M40W		3M60W		3M80W		3M100W	
WATT	LUMENS	WATT	LUMENS	WATT	LUMENS	WATT	LUMENS	WATT	LUMENS
15	2,100	20	2,600	40	5,200	50	6,500	70	9,100
20	2,800	30	3,900	50	6,500	65	8,450	85	11,050
25	3,500	40	5,200	60	7,800	80	10,400	100	13,000

Series	Sensor ¹	Emergency ²	Finish ³	Flex
LED-RST-2FT-3M25W-5CCT-SR	(Blank)	(Blank)	(Blank)	(Blank)
LED-RST-4FT-3M40W-5CCT-SR	No Sensor	No Emergency	White	No Flex
LED-RST-4FT-3M80W-5CCT-SR	BMS ¹	Backup	BL	6FLX
LED-RST-8FT-3M60W-5CCT-SR	Microwave	EMB	Black	6' Flex
LED-RST-8FT-3M100W-5CCT-SR	Bi-Level Motion	Emergency	GRY ³	Whip
	+ Daylight Sensor	Backup	Gray	
	(Internal Sensor)	EMB20	BRZ ³	
	BMSPIR available	Emergency	Bronze	
	for field install.	Backup (20W)	CS ³	
			Custom Color	

¹ Sensor Note:
Microwave: Detects motion through barriers such as walls, and doors. Ideal for applications where obstacles might obstruct the line of sight. Works effectively outdoors, in large open spaces, & parking lots. Do not use in areas of high vibrations or metal.
PIR: Ideal for indoor environments with clear lines of sight to the area of interest. Detects warm objects, like a person or animal. Good for high vibration, areas of metal.

² Standard emergency is 6W (1,040LM). 20W available, inquire factory

³ Standard quick ship finish is white & black. Other colors are custom finishes.

Optional Accessories (Order Separately)

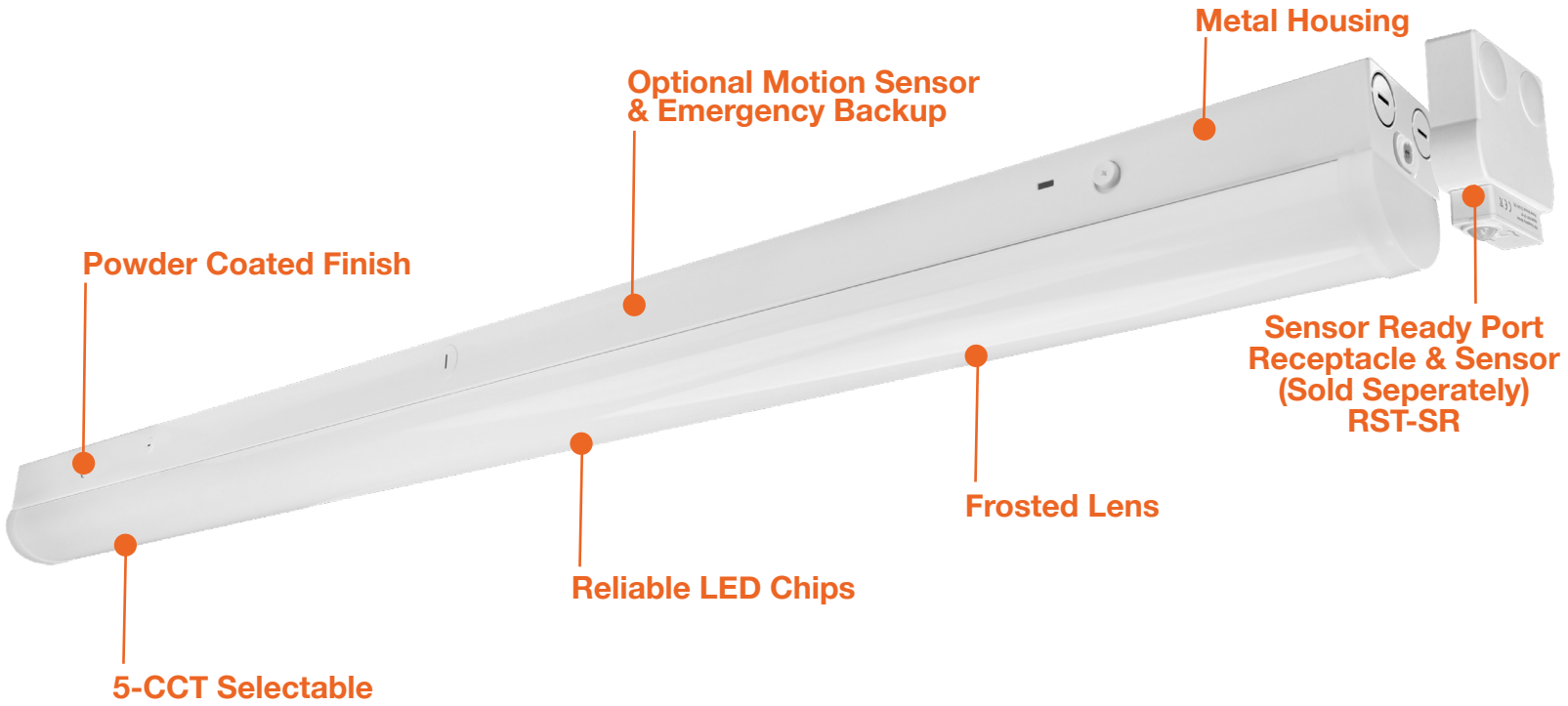
Sensors	Suspension Kit	Accessories	Wire Guards
RST-SR Receptacle for Sensor (Required for below sensors)	SK-10FT-Y-LC-PD 10' Y-Shape, Loop Top, Paddle Bottom (Adjustable Length)	RST-SM-CN Surface mount linkable bracket	RST-2FT-WG 2ft Wire Guard
S-AUD-PIR-1 PIR Bi-Level Motion + Daylight Sensor Remote Required: (S-LINE-R)	SK-20FT-Y-LC-PD 20' Y-Shape, Loop Top, Paddle Bottom (Adjustable Length)	RST-PDM-CN Pendant mount linkable bracket	RST-4FT-WG Wire Guard (order 2 for 8ft fixtures)
S-AUD-PIR-BT PIR ENVISIONLS Bluetooth Control			
S-AUD-PIR-SL PIR SILVAIR Bluetooth Mesh			

Specs and model numbers are subject to change with or without notice.

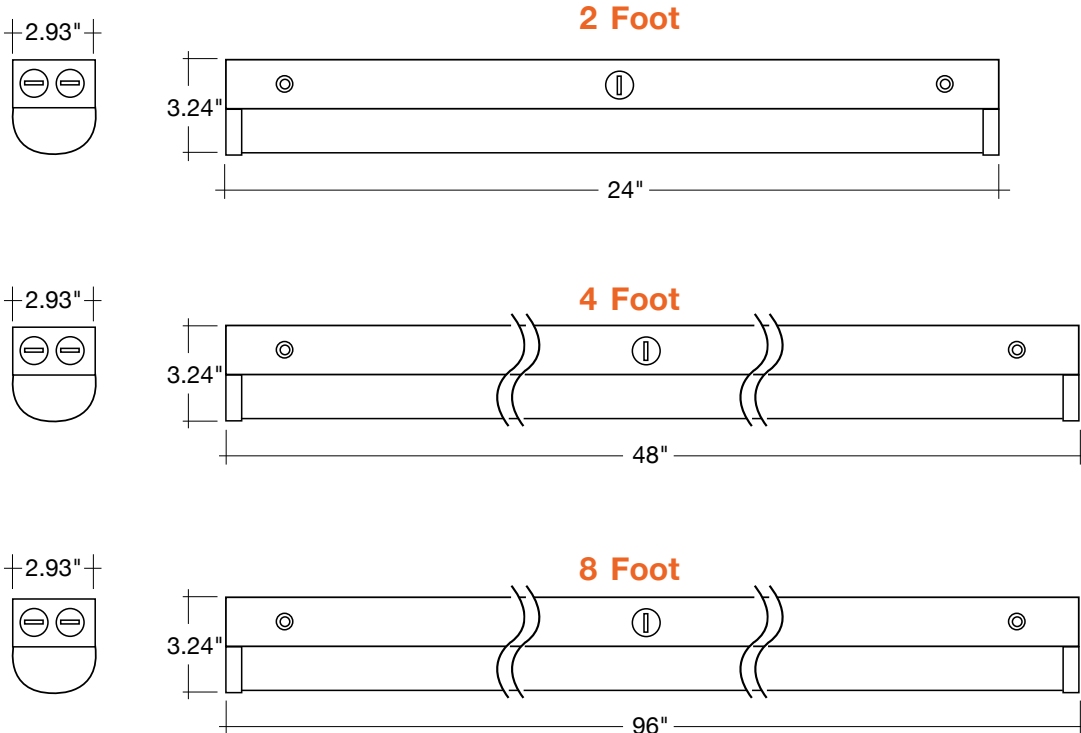
Round LED Strip Fixtures

5-CCT & 3-Power Selectable
Sensor Ready

FEATURES



DIMENSIONS



Round LED Strip Fixtures G3

5-CCT & 3-Power Selectable Sensor Ready

ACCESSORIES



RST-SR



S-AUD-PIR-1
S-AUD-PIR-BT
S-AUD-PIR-SL

Model	Voltage	Watts	Lumens	Color	CRI
LED-RST-2FT-3M25W-5CCT-SR	120-277V	25/20/15w	3,500/2,800/2,100	30/35/40/50/65k	>80
LED-RST-4FT-3M40W-5CCT-SR	120-277V	40/30/20w	5,200/3,900/2,600	30/35/40/50/65k	>80
LED-RST-4FT-3M80W-5CCT-SR	120-277V	80/65/50w	10,400/8,450/6,500	30/35/40/50/65k	>80
LED-RST-8FT-3M60W-5CCT-SR	120-277V	60/50/40w	7,800/6,500/5,200	30/35/40/50/65k	>80
LED-RST-8FT-3M100W-5CCT-SR	120-277V	100/85/70w	13,000/11,050/9,100	30/35/40/50/65k	>80

SENSORS

Pre-Installed Accessory Model	Description
RST-SR	Sensor Receptacle (REQUIRED)
S-AUD-PIR-1	PIR Bi-Level + Daylight: Audio Jack
S-AUD-PIR-BT	PIR Bi-Level + Daylight: Audio Jack Bluetooth EnVisionLS App
S-AUD-PIR-SL	PIR Bi-Level + Daylight: Audio Jack SILVAIR

SUSPENSION KIT

Model	Description
SK-10FT-Y-LC-PD	10' Y-Shape, Loop Top, Paddle Bottom (Adjustable Length)
SK-20FT-Y-LC-PD	20' Y-Shape, Loop Top, Paddle Bottom (Adjustable Length)

ACCESSORIES

Model	Description
RST-SM-CN	Surface Mount Linkable Bracket
RST-PDM-CN	Pendant Mount Linkable Bracket

WIRE GUARDS

Model	Description
RST-2FT-WG	2ft Wire Guard
RST-4FT-WG	4ft Wire Guard (order 2 for 8ft fixtures)



SK-10FT-Y-LC-PD
SK-20FT-Y-LC-PD



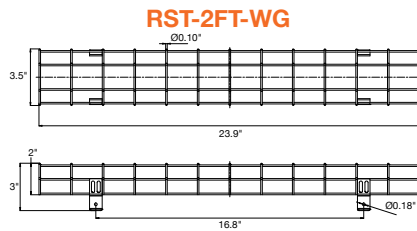
RST-SM-CN



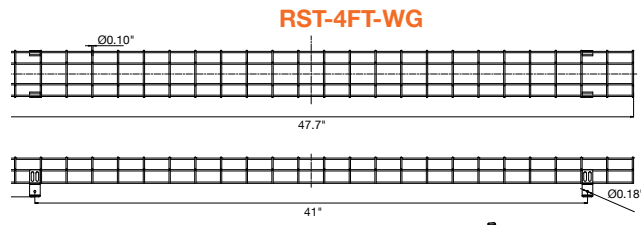
RST-PDM-CN



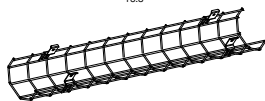
RST-2FT-WG
RST-4FT-WG



RST-2FT-WG











RST-4FT-WG



2-RST-4FT-WG FOR 8FT

EnVisionLED™ Control Options

EnVision LED offers 3 control systems compatible with our LED Fixtures for projects of all sizes and budgets.

	Basic Controls	EnVisionLS 	EnVisionLED™ X SILVAIR 
Description	Standard Plug In Sensors	Basic Bluetooth Wireless Control	Advanced Bluetooth Wireless Control
Recommended Quantity (but not limited to)	N/A	>40-50 Nodes	>50 Nodes
Maximum Zone Quantity	N/A	100	3,000
Commissioning Tool	Remote Only	  ENVISIONLS App 	  SILVAIR App 
Commissioning Process	Individually Set via Remote	Wireless Must be done on site	Wireless- Initial linking must be done on site. Commissioning can be done via desktop remotely.
Floor Plan Upload	N/A	N/A	Yes Add a floor plan and mark luminaires & zones via desktop
Gateway	N/A	N/A	Required only for energy monitoring, advanced scheduling, automated demand response.
Individual Luminaire Control	Yes	Yes	Yes
Luminaire Grouping Zoning	N/A	Yes	Yes
High End Power Low End Power	Yes but limited (View Remote)	Yes	Yes
Cost	\$	\$\$	\$\$\$
DLC NLC Listed	N/A	Yes	Yes
Energy Monitoring & Data Reporting	N/A	N/A	Monitor energy usage per individual zone & retrofit cost savings calculation + detailed reporting







Compatible Products:

EnVision offers a variety of nodes, sensors, & gateways that are controlled via remote, ENVISIONLS Bluetooth Mesh & SILVAIR Bluetooth Mesh on all of our 0-10V dimmable fixtures.






Individual Fixture Controls: PIR Sensor, Bi-Level Dimming, Daylight


Basic Note: **-1** • ENVISIONLS Models Note: **-BT** • SILVAIR Models Note: **-SL**

	MODEL #	DESIGN	RECOMMENDED FIXTURE	FEATURES
	S-TWC-PIR-1 S-TWC-PIR-BT S-TWC-PIR-SL	Twist-C Control Sensor	Sensor Ready Fixtures: Area Lights, Canopies, Flood Lights, High Bays	All models are equipped with PIR occupancy sensing, high & low end bi-level dimming, & daylight sensing.
	S-TWC-90 + S-TWC-PIR-1 S-TWC-90 + S-TWC-PIR-BT S-TWC-90 + S-TWC-PIR-SL	Twist-C Control Sensor + 90 Degree Arm	Cylinders, Strips, Wall Packs	
	S-AUD-PIR-1 S-AUD-PIR-BT S-AUD-PIR-SL	2.5m Audio Jack	Panels & Troffers	
	S-SN-PIR-1 S-SN-PIR-BT S-SN-PIR-SL	Snap In Sensor	Troffers & Wraps	

Group Controls ENVISIONLS Models Note : **-BT** • SILVAIR Models Note: **-SL**

	MODEL #	DESIGN	VOLTAGE	FEATURES	RECOMMENDED FEATURES
	S-CM-PIR-LV-BT S-CM-PIR-LV-SL	Ceiling Mounted PIR Sensor	12-24V	PIR Sensor, Bi-Level Dimming, Daylight, 360° detection, 12' Max Mounting Height	Connects to 0-10V dimmable fixtures
	S-WM-PIR-CUNV-BT S-WM-PIR-CUNV-SL	Wall Mounted PIR Occupancy Sensor, Bi-Level Dimming, Daylight	120-277V	On/Off PIR occupancy sensor, 180° detection, 30' detection @ 4' Mounting Height	Connects to LED fixtures
	S-WS-120V-USB-SL		120V	Dimming Wall Socket, Two Sockets	Floor Lamps, Other Lamps

Gateway (Silvair Only) 4.5–5.5 V DC, 2A Power over Ethernet 36–57 V DC

	MODEL #	DESIGN	VOLTAGE	FEATURES	RECOMMENDED FEATURES
	SGW-102	Wall or Ceiling Mounted	POE	Advanced Energy Monitoring Control	Connects to Silvair Controls. Gateway is not required.