



ARCY-Line: CADM Commercial Downlights

2-Piece Design + Adjustable Beam Angle



Detail Specification:

- Finish: White & Clear-Specular & Black
- Round or Square
- Wall Wash
- Round or Square Trims Available
- Wet Location Rated
- Field Adjustable Beam Angle: 38-75°
- Chip: COB, R9 >50, CRI >90, UGR<16
- 3 Step MacAdam Ellipses
- Operating Temperature: -40° - 114° F
- Lens: Frosted PC, non-yellowing
- Average life (L70) of 70,000 hours

Applications:

- General Recessed Lighting
- Residential & Multifamily
- Office, Hallways and Meeting Rooms
- Education, Healthcare, Retail, Hospitality
- Commercial Lighting

Product Information:

- Metal housing and trim for better heat dissipation
- Module twists and locks into the trim
- SnapTrim Canless: Spring clips with remote j-box eliminates can
- Deep reflector lens reduces glare and optimizes even beam distribution
- 3P18 & 3P30: Compatible with 4", 6", 8", 10" Trims
- 3M56: Compatible with 6", 8", 10" Trims
- Select-n-Switch Technology: 5-CCT + 3-Power Selectable

Driver Options:

- 3P18 & 3P30: Tri-Mode: 120-277V 0-10V Dimmable down to 1% & Triac & ELV
- 3M56: 120-277V 0-10V Dimmable down to 1%
- THD: <20% (+/-5% tolerance), PF >0.9, 50/60Hz
- Built in 2.5kV Surge Protector
- Flicker Free

Mounting & Installation:

- Cut Out Dimensions:
 - 4": 4-3/4" - 5-1/2"
 - 6": 6-1/8" - 7-3/16"
 - 8": 7-1/2" - 8-7/8"
 - 10": 9" - 10"
- Optional new construction plate available
- This fixture does not fit into a recessed can
- No housing needed in remodel applications, tension clips mount into 1/2" to 1.5" thick ceiling
- Can be removed from below the ceiling for service or replacement
- Pre-wired junction box with circuit wiring built in (3 in / 3 out)

Certifications:

- ETL Listed for USA and CA
- Energy Star Certified
- CA Title 24 JA8-2022 CEC Listed
- 5 Year Limited Warranty
- FCC CFR 47, GCC Part 15, Subpart B:2017
- 3P18 & 3P30 Module is IC Rated and ASTM-E283 Air-Tight
- 3M56 is Non-IC
- Complies with UL 263, ASTM E119, CAN ULC S101



Black Trim Reflector



Square Reflector

PICK YOUR MODEL (REQ'D)

Modules	Voltage ¹	Emergency
LED-CADM-3P18-5CCT-UNV 18/13/9w • 1,500/1,150/850LM	UNV 120-1277V	(Blank) No Emergency Backup EMB Emergency Backup
LED-CADM-3P30-5CCT-UNV 30/24/20W • 2,500/2,000/1,500LM		
LED-CADM-3M56-5CCT-UNV 56/45/35W • 5,000/4,000/3,500LM		

PICK YOUR TRIM (REQ'D)

Trim ²	Wall Wash Trim Options	Goof Ring	New Construction Plates	Emergency Backup ³	Junction Box
CADM-4-CSH² 4" Round Clear-Specular Haze Reflector / White Flange	CADM-4-WASH-WH 4" Wall Wash Trim White Reflector/White Trim	GR-4-WH 4-8" Width	CUNV-NC-RI-J-JBX 4, 6, 8, 10" plate w/ handing bars + j-box (Round Models)	LED-EMB-8W-HV -0/10V 8W Emergency Backup	JBOX-ALM Junction box with 4 1/2" knockouts
CADM-4-WH² 4" Round White Reflector/White Flange	CADM-6-WASH-WH 6" Wall Wash Trim White Reflector/White Trim	GR-6-WH 6.3-10" Width	CUNV-NC-SQ-RI-J-JBX 4, 6, 8" plate w/ handing bars + j-box (Square Models)	LED-EMB-16W-HV -0/10V 16W Emergency Backup	
CADM-4-CSH-SQ² 4" Square Clear-Specular Haze Reflector / White Flange	CADM-8-WASH-CSH 8" Wall Wash Clear-Specular Haze Reflector/White Trim	GR-8-WH 8-12.5" Width	CUNV-JBX-RI-XL 8" Universal tough in plate. Extra long.	LED-EMB-32W-HV -0/10V 32W Emergency Backup	
CADM-4-CSH-BLK² 4" Round Clear-Specular Haze Reflector / Black Flange	CADM-8-WASH-WH 8" Wall Wash Trim White Reflector/White Trim	GR-10-WH 9-14.1" Width			
CADM-6-CSH 6" Round Clear-Specular Haze Reflector / White Flange	CADM-8-WASH-CSH 8" Wall Wash Clear-Specular Haze Reflector/White Trim				
CADM-6-WH 6" Round White Reflector/White Flange					
CADM-6-CSH-SQ 6" Square Clear-Specular Haze Reflector / White Flange					
CADM-6-CSH-BLK 6" Round Clear-Specular Haze Reflector / Black Flange					
CADM-8-CSH 8" Round Clear-Specular Haze Reflector / White Flange					
CADM-8-WH 8" Round White Reflector/White Flange					
CADM-8-CSH-SQ 8" Square Clear-Specular Haze Reflector / White Flange					
CADM-8-CSH-BLK 8" Round Clear-Specular Haze Reflector / Black Flange					
CADM-10-CSH 10" Round Clear-Specular Haze Reflector / White Flange					
CADM-10-WH 10" Round White Reflector / White Flange					

² Only compatible with 3P18 & 3P30
³ Field installable. Lasts 90 minutes.

Specs and model numbers are subject to change with or without notice.

FEATURES

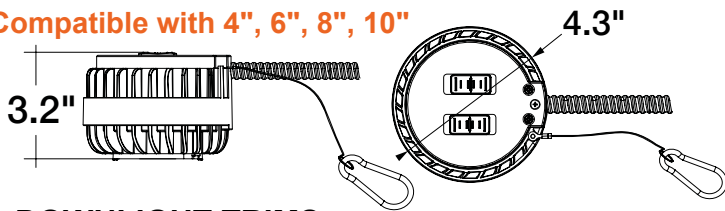


DIMENSIONS

DOWNLIGHT MODULE

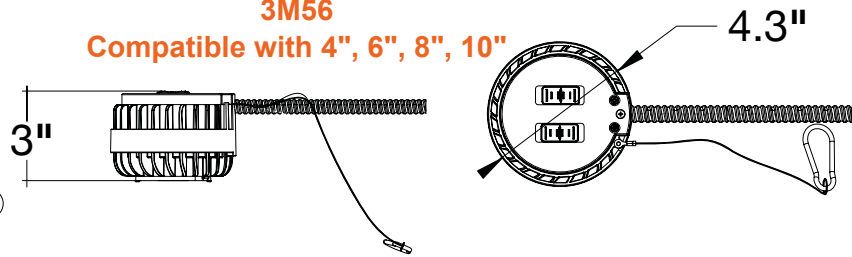
3P18 & 3P30

Compatible with 4", 6", 8", 10"

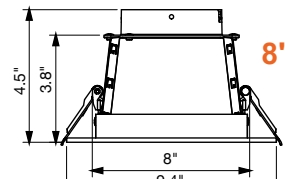
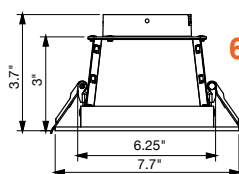
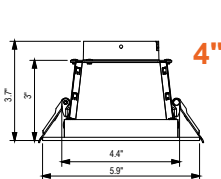
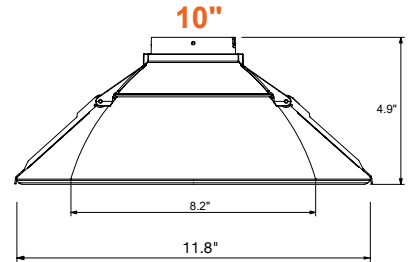
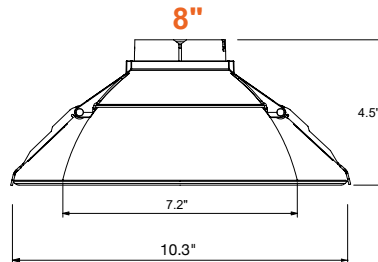
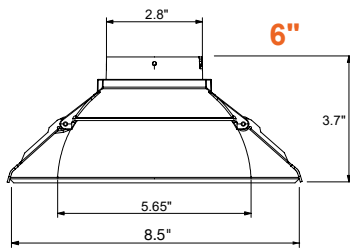
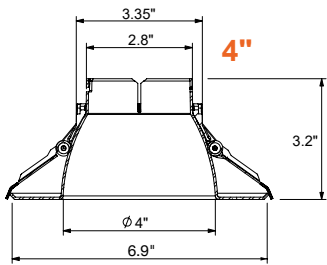


3M56

Compatible with 4", 6", 8", 10"



DOWNLIGHT TRIMS



ACCESSORIES

TRIMS



CSH




WH



BLK



SQ




GR-4-WH
GR-6-WH
GR-8-WH
GR-10-WH



CUNV-JBX-RI-XL



CUNV-NC-RI-J-JBX
(Assembly Required)



CUNV-NC-SQ-RI-J-JBX
(Assembly Required)



LED-EMB-8W-HV-0/10V
LED-EMB-16W-HV-0/10V
LED-EMB-32W-HV-0/10V



J-BOX ALM
4.46" W x 3.04" D x 1.37" H

DOWNLIGHT MODULE

Model	Voltage	Watts	Lumens	Color	CRI
LED-CADM-3P18-5CCT-UNV	120-277V	18/13/9w	1,500/1,150/850lm	27/30/35/40/50K	>90
LED-CADM-3P30-5CCT-UNV	120-277V	30/24/20w	2,500/2,000/1,500lm	27/30/35/40/50K	>90
LED-CADM-3M56-5CCT-UNV	120-277V	56/45/35w	5,000/4,000/3,500lm	27/30/35/40/50K	>90

TRIMS

Model	Description
CADM-4-CSH	4" Round Clear-Specular Haze Reflector / White Flange
CADM-4-WH	4" Round White Reflector / White Flange
CADM-4-CSH-BLK	4" Round Clear-Specular Haze Reflector / Black Flange
CADM-4-CSH-SQ	4" Square Clear-Specular Haze Reflector / White Flange
CADM-4-WASH-WH	4" Wall Wash Trim White
CADM-4-WASH-CSH	4" Wall Wash Clear-Specular Haze Reflector/White Trim
CADM-6-CSH	6" Round Clear-Specular Haze Reflector / White Flange
CADM-6-WH	6" Round White Reflector / White Flange
CADM-6-CSH-BLK	6" Round Clear-Specular Haze Reflector / Black Flange
CADM-6-CSH-SQ	6" Square Clear-Specular Haze Reflector / White Flange
CADM-6-WASH-WH	6" Wall Wash Trim White
CADM-6-WASH-CSH	6" Wall Wash Clear-Specular Haze Reflector/White Trim
CADM-8-CSH	8" Round Clear-Specular Haze Reflector / White Flange
CADM-8-WH	8" Round White Reflector / White Flange
CADM-8-CSH-BLK	8" Round Clear-Specular Haze Reflector / Black Flange
CADM-8-CSH-SQ	8" Square Clear-Specular Haze Reflector / White Flange
CADM-8-WASH-WH	8" Wall Wash Trim White
CADM-8-WASH-CSH	8" Wall Wash Clear-Specular Haze Reflector/White Trim
CADM-10-CSH	10" Round Clear-Specular Haze Reflector / White Flange
CADM-10-WH	10" Round White Reflector / White Flange

GOOF RING

Accessory Model	Description
GR-4-WH	4" Goof Ring, Inner Dim: 4.9" Outer Dim: 6.5"
GR-6-WH	6" Goof Ring, Inner Dim: 6.3" Outer Dim: 10.5"
GR-8-WH	8" Goof Ring, Inner Dim: 8" Outer Dim: 12.5"
GR-10-WH	10" Goof Ring, Inner Dim: 9" Outer Dim: 14.1"

NEW CONSTRUCTION PLATES

Accessory Model	Description
CUNV-NC-RI-J-JBX	4, 6, 8, 10" plate w/ handing bars + j-box (Round Models)
CUNV-NC-SQ-RI-J-JBX	4, 6, 8" plate w/ handing bars + j-box (Square Models)
CUNV-JBX-RI-XL	4, 6, 8" Universal tough in plate. Extra long.

BATTERY BACK-UP

Accessory	Description
LED-EMB-8W-HV-0/10V	8W Emergency Backup
LED-EMB-16W-HV-0/10V	16W Emergency Backup
LED-EMB-32W-HV-0/10V	32W Emergency Backup

JUNCTION BOX

Accessory	Description
JBOX-ALM	Junction box with 4 1/2" knockouts

TESTED COMPATIBLE DIMMERS

Other dimmers may be compatible but have not been tested. Please contact us for more information.

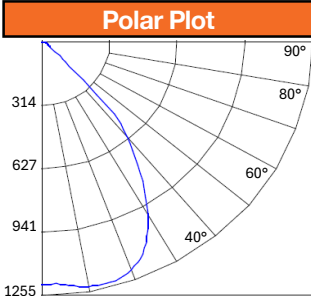
Brand	Item#	Brand	Item#
Synergy	ISD BC 120/277 WH	Leviton	IP710-DLZ
Eaton	SF10P-W	Lithonia Lighting	ISD BC 120/277 WH
Lutron	DVSTV-WH		

LED-CADM-3P18

10"

SKU: LED-CADM-10-3P18-5CCT-UNV-75D
LUMENS: 1715
WATTAGE: 17.2
LER: 100
CCT/CRI: 27/30/35/40/50K / >90CRI
SPACING CRITERIA: 1.12 (0-180), 1.20 (90-270)

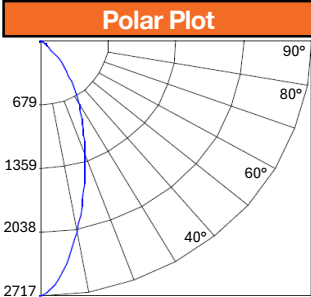
Illumination at a Distance		
Distance from Luminaire	Center Beam (fc)	Diameter of Beam (ft)
4'	75.96	6.59
6'	33.76	9.89
8'	18.61	13.19
10'	12.01	16.49
12'	8.41	19.78



Zonal Lumen Summary		
Zone	Lumens	%Fixt
0-20	449.01	26.2
0-30	935.55	54.5
0-40	1411.83	82.3
0-60	1667.31	97.2
0-80	1710.21	99.7
0-90	1715.28	100.0

SKU: LED-CADM-10-3P18-5CCT-UNV-38D
LUMENS: 1748
WATTAGE: 17.2
LER: 102
CCT/CRI: 27/30/35/40/50K / >90CRI
SPACING CRITERIA: 0.58 (0-180), 0.66 (90-270)

Illumination at a Distance		
Distance from Luminaire	Center Beam (fc)	Diameter of Beam (ft)
4'	171.45	2.91
6'	76.23	4.37
8'	42.02	5.82
10'	26.94	7.28
12'	18.86	8.74

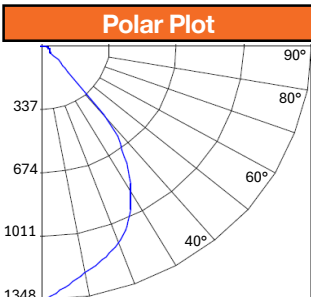


Zonal Lumen Summary		
Zone	Lumens	%Fixt
0-20	707.73	40.5
0-30	1187.66	67.9
0-40	1545.62	88.4
0-60	1719.09	98.3
0-80	1745.27	99.8
0-90	1748.32	100.0

8"

SKU: LED-CADM-8-3P18-5CCT-UNV-75D
LUMENS: 1682
WATTAGE: 17.2
LER: 98
CCT/CRI: 27/30/35/40/50K / >90CRI
SPACING CRITERIA: 1.02 (0-180), 1.12 (90-270)

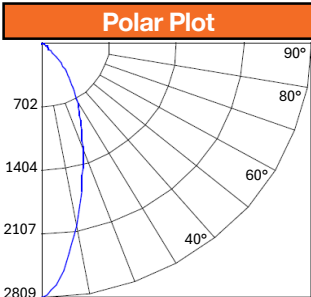
Illumination at a Distance		
Distance from Luminaire	Center Beam (fc)	Diameter of Beam (ft)
4'	85.15	6.14
6'	37.87	9.21
8'	20.86	12.28
10'	13.39	15.35
12'	9.34	18.42



Zonal Lumen Summary		
Zone	Lumens	%Fixt
0-20	460.82	27.4
0-30	946.13	56.3
0-40	1418.59	84.3
0-60	1616.11	96.1
0-80	1673.76	99.5
0-90	1681.85	100.0

SKU: LED-CADM-8-3P18-5CCT-UNV-38D
LUMENS: 1725
WATTAGE: 17.2
LER: 100
CCT/CRI: 27/30/35/40/50K / >90CRI
SPACING CRITERIA: 0.56 (0-180), 0.64 (90-270)

Illumination at a Distance		
Distance from Luminaire	Center Beam (fc)	Diameter of Beam (ft)
4'	177.30	2.75
6'	78.77	4.13
8'	43.37	5.51
10'	27.97	6.89
12'	19.42	8.26

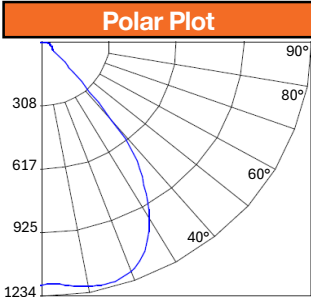


Zonal Lumen Summary		
Zone	Lumens	%Fixt
0-20	715.76	41.5
0-30	1192.03	69.1
0-40	1544.86	89.5
0-60	1685.24	97.7
0-80	1720.32	99.7
0-90	1725.25	100.0

6"

SKU: LED-CADM-6-3P18-5CCT-UNV-75D
LUMENS: 1662
WATTAGE: 17.19
LER: 97
CCT/CRI: 27/30/35/40/50K / >90CRI
SPACING CRITERIA: 1.14 (0-180), 1.22 (90-270)

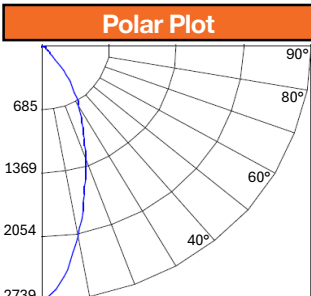
Illumination at a Distance		
Distance from Luminaire	Center Beam (fc)	Diameter of Beam (ft)
4'	74.53	6.25
6'	33.15	9.38
8'	18.31	12.50
10'	11.67	15.63
12'	8.22	18.75



Zonal Lumen Summary		
Zone	Lumens	%Fixt
0-20	441.94	26.6
0-30	926.35	55.7
0-40	1386.74	83.4
0-60	1575.34	94.8
0-80	1650.62	99.3
0-90	1661.78	100.0

SKU: LED-CADM-6-3P18-5CCT-UNV-38D
LUMENS: 1715
WATTAGE: 17.19
LER: 100
CCT/CRI: 27/30/35/40/50K / >90CRI
SPACING CRITERIA: 0.58 (0-180), 0.64 (90-270)

Illumination at a Distance		
Distance from Luminaire	Center Beam (fc)	Diameter of Beam (ft)
4'	172.88	2.83
6'	76.84	4.25
8'	42.32	5.67
10'	27.29	7.08
12'	19.05	8.50



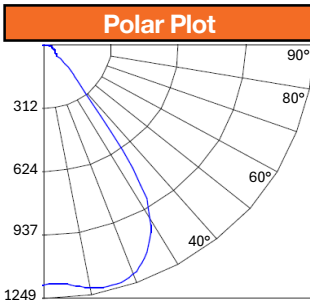
Zonal Lumen Summary		
Zone	Lumens	%Fixt
0-20	708.55	41.3
0-30	1184.82	69.1
0-40	1531.80	89.3
0-60	1663.19	97.0
0-80	1708.42	99.6
0-90	1715.30	100.0

LED-CADM-3P18

4"

SKU: LED-CADM-4-3P18-5CCT-UNV-75D
 LUMENS: 1557
 WATTAGE: 17.19
 LER: 91
 CCT/CRI: 27/30/35/40/50K / >90CRI
 SPACING CRITERIA: 1.16 (0-180), 1.22 (90-270)

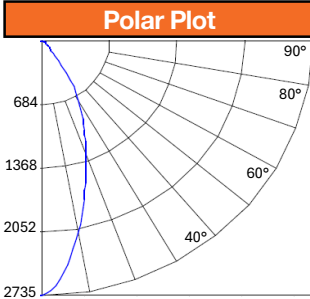
Illumination at a Distance		
Distance from Luminaire	Center Beam (fc)	Diameter of Beam (ft)
4'	74.66	5.50
6'	33.15	8.25
8'	18.31	11.00
10'	11.84	13.75
12'	8.22	16.49



Zonal Lumen Summary		
Zone	Lumens	%Fixt
0-20	448.18	28.8
0-30	938.38	60.3
0-40	1296.32	83.2
0-60	1465.48	94.1
0-80	1547.25	99.3
0-90	1557.45	100.0

SKU: LED-CADM-4-3P18-5CCT-UNV-38D
 LUMENS: 1646
 WATTAGE: 17.19
 LER: 96
 CCT/CRI: 27/30/35/40/50K / >90CRI
 SPACING CRITERIA: 0.58 (0-180), 0.64 (90-270)

Illumination at a Distance		
Distance from Luminaire	Center Beam (fc)	Diameter of Beam (ft)
4'	172.74	2.91
6'	76.84	4.37
8'	42.32	5.82
10'	27.29	7.28
12'	19.05	8.74



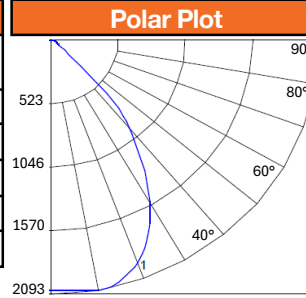
Zonal Lumen Summary		
Zone	Lumens	%Fixt
0-20	710.24	43.1
0-30	1187.84	72.1
0-40	1470.86	89.3
0-60	1586.62	96.4
0-80	1639.39	99.6
0-90	1646.41	100.0

LED-CADM-3P30

10"

SKU: LED-CADM-10-3P30-75D
LUMENS: 2778
WATTAGE: 28.15
LER: 99
CCT/CRI: 27/30/35/40/50K / >90CRI
SPACING CRITERIA: 1.10 (0-180), 1.14 (90-270)

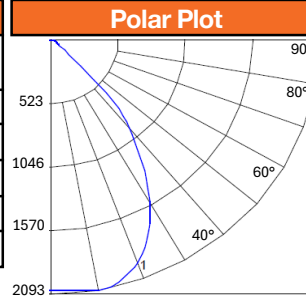
Illumination at a Distance		
Distance from Luminaire	Center Beam (fc)	Diameter of Beam (ft)
4'	130.20	6.25
6'	57.84	9.38
8'	31.96	12.50
10'	20.59	15.63
12'	14.38	18.75



Zonal Lumen Summary		
Zone	Lumens	%Fixt
0-20	757.82	27.3
0-30	1546.43	55.7
0-40	2296.55	82.7
0-60	2702.71	97.3
0-80	2770.17	99.7
0-90	2778.26	100.0

SKU: LED-CADM-10-3P30-38D
LUMENS: 2792
WATTAGE: 28.14
LER: 99
CCT/CRI: 27/30/35/40/50K / >90CRI
SPACING CRITERIA: 0.64 (0-180), 0.68 (90-270)

Illumination at a Distance		
Distance from Luminaire	Center Beam (fc)	Diameter of Beam (ft)
4'	230.66	2.99
6'	117.61	4.49
8'	64.83	5.98
10'	41.70	7.48
12'	29.14	8.97

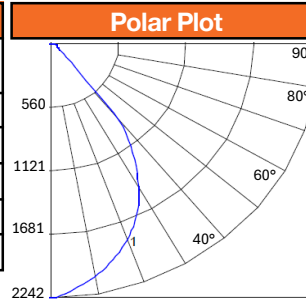


Zonal Lumen Summary		
Zone	Lumens	%Fixt
0-20	1122.07	40.2
0-30	1887.42	67.6
0-40	2458.06	88.0
0-60	2743.36	98.3
0-80	2786.74	99.8
0-90	2791.86	100.0

8"

SKU: LED-CADM-08-3P30-75D
LUMENS: 2731
WATTAGE: 28.2
LER: 97
CCT/CRI: 27/30/35/40/50K / >90CRI
SPACING CRITERIA: 1.04 (0-180), 1.08 (90-270)

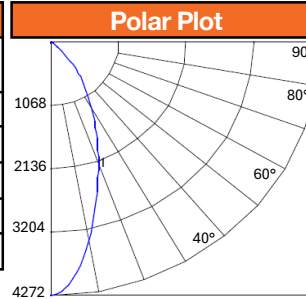
Illumination at a Distance		
Distance from Luminaire	Center Beam (fc)	Diameter of Beam (ft)
4'	141.77	5.92
6'	63.04	8.88
8'	34.66	11.84
10'	22.31	14.80
12'	15.50	17.76



Zonal Lumen Summary		
Zone	Lumens	%Fixt
0-20	767.63	28.1
0-30	1554.11	56.9
0-40	2306.05	84.4
0-60	2626.06	96.2
0-80	2718.17	99.5
0-90	2731.11	100.0

SKU: LED-CADM-08-3P30-38D
LUMENS: 2758
WATTAGE: 28.15
LER: 98
CCT/CRI: 27/30/35/40/50K / >90CRI
SPACING CRITERIA: 0.62 (0-180), 0.66 (90-270)

Illumination at a Distance		
Distance from Luminaire	Center Beam (fc)	Diameter of Beam (ft)
4'	270.14	2.91
6'	120.03	4.37
8'	66.18	5.82
10'	42.56	7.28
12'	29.70	8.74

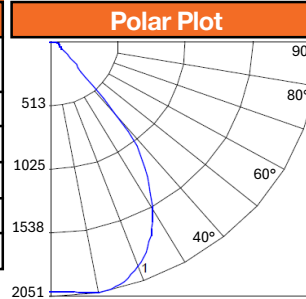


Zonal Lumen Summary		
Zone	Lumens	%Fixt
0-20	1127.78	40.9
0-30	1890.75	68.5
0-40	2457.71	89.1
0-60	2692.13	97.6
0-80	2750.24	99.7
0-90	2758.44	100.0

6"

SKU: LED-CADM-06-3P30-75D
LUMENS: 2710
WATTAGE: 28.2
LER: 96
CCT/CRI: 27/30/35/40/50K / >90CRI
SPACING CRITERIA: 1.12 (0-180), 1.16 (90-270)

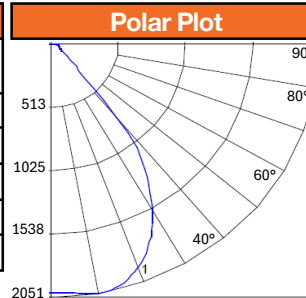
Illumination at a Distance		
Distance from Luminaire	Center Beam (fc)	Diameter of Beam (ft)
4'	127.21	6.25
6'	56.51	9.38
8'	31.21	12.50
10'	20.08	15.63
12'	14.01	18.75



Zonal Lumen Summary		
Zone	Lumens	%Fixt
0-20	745.36	27.5
0-30	1533.16	56.6
0-40	2267.69	83.7
0-60	2573.26	95.0
0-80	2692.05	99.3
0-90	2709.94	100.0

SKU: LED-CADM-06-3P30-38D
LUMENS: 2804
WATTAGE: 28.3
LER: 99
CCT/CRI: 27/30/35/40/50K / >90CRI
SPACING CRITERIA: 0.64 (0-180), 0.68 (90-270)

Illumination at a Distance		
Distance from Luminaire	Center Beam (fc)	Diameter of Beam (ft)
4'	268.51	2.99
6'	119.31	4.49
8'	65.73	5.98
10'	42.39	7.48
12'	29.51	8.97



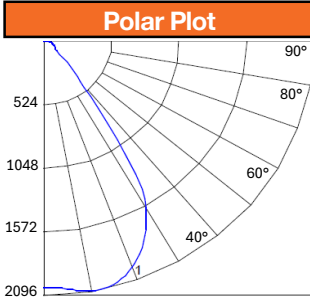
Zonal Lumen Summary		
Zone	Lumens	%Fixt
0-20	1138.49	40.6
0-30	1917.73	68.4
0-40	2490.00	88.8
0-60	2716.55	96.9
0-80	2792.77	99.6
0-90	2804.44	100.0

LED-CADM-3P30

4"

SKU: LED-CADM-04-3P30-75D
LUMENS: 2585
WATTAGE: 28.38
LER: 91
CCT/CRI: 27/30/35/40/50K / >90CRI
SPACING CRITERIA: 1.14 (0-180), 1.18 (90-270)

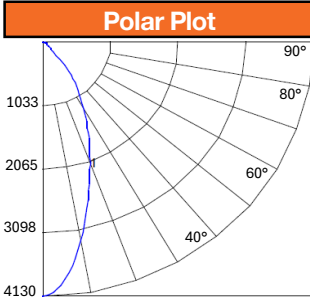
Illumination at a Distance		
Distance from Luminaire	Center Beam (fc)	Diameter of Beam (ft)
4'	128.57	5.50
6'	57.11	8.25
8'	31.51	11.00
10'	20.25	13.75
12'	14.20	16.49



Zonal Lumen Summary		
Zone	Lumens	%Fixt
0-20	763.69	29.5
0-30	1573.29	60.9
0-40	2161.91	83.6
0-60	2437.06	94.3
0-80	2568.88	99.4
0-90	2585.45	100.0

SKU: LED-CADM-04-3P30-38D
LUMENS: 2644
WATTAGE: 28.19
LER: 94
CCT/CRI: 27/30/35/40/50K / >90CRI
SPACING CRITERIA: 0.64 (0-180), 0.68 (90-270)

Illumination at a Distance		
Distance from Luminaire	Center Beam (fc)	Diameter of Beam (ft)
4'	261.16	3.07
6'	116.04	4.61
8'	63.93	6.14
10'	41.19	7.68
12'	28.58	9.21



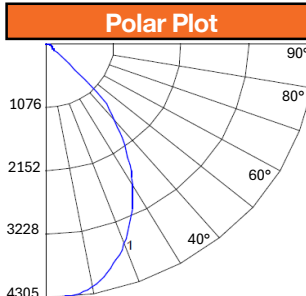
Zonal Lumen Summary		
Zone	Lumens	%Fixt
0-20	1116.23	42.2
0-30	1886.54	71.4
0-40	2351.47	88.9
0-60	2545.36	96.3
0-80	2632.39	99.6
0-90	2643.99	100.0

LED-CADM-3M56

10"

SKU: LED-CADM-10-3M56-5CCT-UNV-75D
LUMENS: 5145
WATTAGE: 54.14
LER: 95
CCT/CRI: 27/30/35/40/50K / >90CRI
SPACING CRITERIA: 0.98 (0-180), 1.02 (90-270)

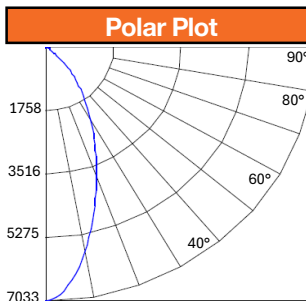
Illumination at a Distance		
Distance from Luminaire	Center Beam (fc)	Diameter of Beam (ft)
4'	271.91	5.60
6'	120.88	8.40
8'	66.63	11.20
10'	42.90	14.00
12'	29.88	16.80



Zonal Lumen Summary		
Zone	Lumens	%Fixt
0-20	1487.53	28.9
0-30	2916.50	56.7
0-40	4255.72	82.7
0-60	5004.63	97.3
0-80	5130.36	99.7
0-90	5145.43	100.0

SKU: LED-CADM-10-3M56-5CCT-UNV-40D
LUMENS: 5096
WATTAGE: 54.12
LER: 94
CCT/CRI: 27/30/35/40/50K / >90CRI
SPACING CRITERIA: 0.68 (0-180), 0.70 (90-270)

Illumination at a Distance		
Distance from Luminaire	Center Beam (fc)	Diameter of Beam (ft)
4'	444.65	3.23
6'	197.59	4.85
8'	108.95	6.46
10'	70.02	8.08
12'	48.75	9.70

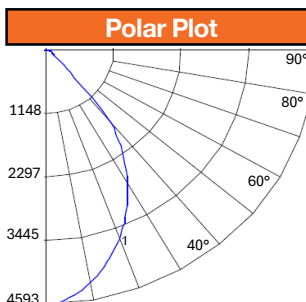


Zonal Lumen Summary		
Zone	Lumens	%Fixt
0-20	1960.90	38.5
0-30	3354.17	65.8
0-40	4420.88	86.8
0-60	4995.69	98.0
0-80	5085.14	99.8
0-90	5095.65	100.0

8"

SKU: LED-CADM-08-3M56-5CCT-UNV-75D
LUMENS: 5077
WATTAGE: 54.24
LER: 94
CCT/CRI: 27/30/35/40/50K / >90CRI
SPACING CRITERIA: 0.92 (0-180), 0.98 (90-270)

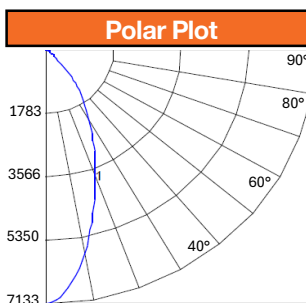
Illumination at a Distance		
Distance from Luminaire	Center Beam (fc)	Diameter of Beam (ft)
4'	290.29	5.30
6'	128.99	7.94
8'	71.13	10.59
10'	42.39	13.24
12'	31.94	15.89



Zonal Lumen Summary		
Zone	Lumens	%Fixt
0-20	1509.42	29.7
0-30	2937.48	57.9
0-40	4279.53	84.3
0-60	4884.15	96.2
0-80	5053.65	99.5
0-90	5077.32	100.0

SKU: LED-CADM-08-3M56-5CCT-UNV-40D
LUMENS: 5028
WATTAGE: 54.12
LER: 93
CCT/CRI: 27/30/35/40/50K / >90CRI
SPACING CRITERIA: 0.66 (0-180), 0.70 (90-270)

Illumination at a Distance		
Distance from Luminaire	Center Beam (fc)	Diameter of Beam (ft)
4'	451.05	3.15
6'	200.50	4.73
8'	110.45	6.30
10'	71.05	7.88
12'	49.50	9.45

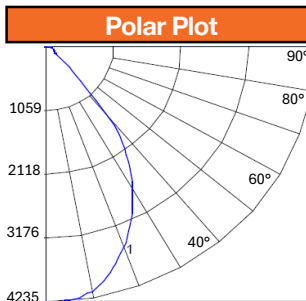


Zonal Lumen Summary		
Zone	Lumens	%Fixt
0-20	1962.78	39.0
0-30	3352.14	66.7
0-40	4414.11	87.8
0-60	4892.94	97.3
0-80	5011.70	99.7
0-90	5028.27	100.0

6"

SKU: LED-CADM-06-3M56-5CCT-UNV-75D
LUMENS: 5008
WATTAGE: 54.11
LER: 93
CCT/CRI: 27/30/35/40/50K / >90CRI
SPACING CRITERIA: 1.00 (0-180), 1.02 (90-270)

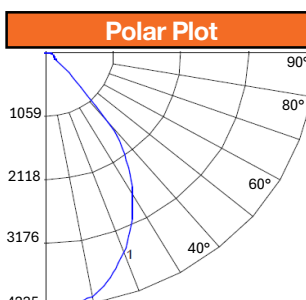
Illumination at a Distance		
Distance from Luminaire	Center Beam (fc)	Diameter of Beam (ft)
4'	267.21	5.60
6'	118.82	8.40
8'	65.43	11.20
10'	42.04	14.00
12'	29.32	16.80



Zonal Lumen Summary		
Zone	Lumens	%Fixt
0-20	1467.40	29.3
0-30	2885.23	57.6
0-40	4185.04	83.6
0-60	4760.63	95.1
0-80	4974.75	99.3
0-90	5007.61	100.0

SKU: LED-CADM-06-3M56-5CCT-UNV-40D
LUMENS: 5002
WATTAGE: 54.12
LER: 92
CCT/CRI: 27/30/35/40/50K / >90CRI
SPACING CRITERIA: 0.68 (0-180), 0.70 (90-270)

Illumination at a Distance		
Distance from Luminaire	Center Beam (fc)	Diameter of Beam (ft)
4'	437.64	3.31
6'	194.57	4.97
8'	107.14	6.63
10'	68.99	8.28
12'	48.00	9.94



Zonal Lumen Summary		
Zone	Lumens	%Fixt
0-20	1936.43	38.7
0-30	3323.01	66.4
0-40	4367.26	87.3
0-60	4828.00	96.5
0-80	4979.52	99.5
0-90	5002.39	100.0